

Pecyn Dogfennau



Mark James LLM, DPA, DCA
Prif Weithredwr,
Chief Executive,
Neuadd y Sir, Caerfyrddin. SA31 1JP
County Hall, Carmarthen. SA31 1JP

DYDD MERCHER, 3 HYDREF 2018

AT: HOLL AELODAU'R CYNGOR SIR

YR WYF DRWY HYN YN EICH GALW I FYNYCHU CYFARFOD O'R CYNGOR SIR A GYNHELIR YN SIAMBR, NEUADD Y SIR AM 10.00 AM, DYDD MERCHER, 10FED HYDREF, 2018 ER MWYN CYFLAWN'I'R MATERION A AMLINELLIR AR YR AGENDA SYDD YNGHLWM

Mark James DYB

PRIF WEITHREDWR



AILGYLCHWCH OS GWELWCH YN DDA

Swyddog Democrataidd:	Kevin Thomas
Ffôn (Ilinell uniongyrchol):	01267 224027
E-bost:	kjthomas@sirgar.gov.uk
Cyf:	AD016-001



EICH CYNGOR arleinamdani
www.sirgar.llyw.cymru
YOUR COUNCIL doitonline
www.carmarthenshire.gov.wales

AGENDA

1. YMDDIHEURIADAU AM ABSENOLDEB
2. DATGANIADAU O FUDDIANNAU PERSONOL.
3. CYHOEDDIADAU'R CADEIRYDD.
4. LLOFNODI YN GOFNOD CYWIR COFNODION CYFARFOD Y CYNGOR A GYNHALIWDYD AR YR 12FED MEDI, 2018. 5 - 16
5. CWESTIYNAU GAN Y CYHOEDD (NID OEDD DIM WEDI DOD I LAW).
6. CWESTIYNAU GAN AELODAU:-

6.1 CWESTIWN GAN Y CYNGHORYDD TINA HIGGINS I'R CYNGHORYDD HAZEL EVANS, AELOD Y BWRDD GWEITHREDOL DROS YR AMGYLCHEDD

“Beth mae'r Cyngor yn ei wneud i sicrhau bod datblygwyr yn cyflawni eu rhwymedigaethau o ran sicrhau bod ffyrdd ar ystadau newydd yn cyrraedd y safon er mwyn i'r Cyngor eu mabwysiadu?”

6.2 CWESTIWN GAN Y CYNGHORYDD BETSAN JONES I'R CYNGHORYDD GLYNOG DAVIES, AELOD Y BWRDD GWEITHREDOL DROS ADDYSG A PHLANT

“Flwyddyn yn ôl roedd ysgolion a darparwyd addysg a hyfforddiant eraill yng Nghymru yn cael eu cydnabod gan Estyn am eu rhagoriaeth mewn noson wobrwyo. Cafodd staff yn y sefydliadau hyn dystysgrif a llongyfarchiadau gan Meilyr Rowlands, y Prif Arolygydd a Kirsty Williams, Ysgrifennydd y Cabinet dros Addysg.

Cafodd chwech o'r gwobrau eu hennill gan ysgolion Sir Gaerfyrddin – mwy nag unrhyw gyngor sir unigol arall.

Yr ysgolion oedd:

Ysgol Bryngwyn, Ysgol Heol Goffa, Ysgol Glan-y-Môr, Ysgol Gynradd y Bynie, Ysgol Gynradd Parcyrhun ac Ysgol Gynradd Saron.

A allwn ni ddisgwyl gweld ysgolion o'r sir hon yn cael eu cydnabod yn y seremoni eleni?”

6.3 CWESTIWN GAN Y CYNGHORYDD DORIAN WILLIAMS I'R CYNGHORYDD LINDA EVANS, AELOD Y BWRDD GWEITHREDOL DROS TAI

Roedd y Cynllun Darparu Tai Fforddiadwy a grëwyd gan y weinyddiaeth hon yn 2016 yn pennu targed clir ac uchelgeisiol iawn, sef darparu mwy na 1,000 o dai ychwanegol dros y pum mlynedd nesaf. Pa gynnydd a wnaed hyd yma?

7. YSTRIED Y RHYBUDDION O GYNNIG CANLYNOL:-

7.1 CYNNIG A GYFLWYNWYD GAN Y CYNGHORYDD ROB JAMES

“Rydym yn galw ar y Cyngor i gefnogi a hyrwyddo'r ymgyrch i drechu tlodi misglwyf yn Sir Gaerfyrddin”.

7.2 CYNNIG A GYFLWYNWYD GAN Y CYNGHORYDD EDWARD THOMAS

Mae Cynghrair Ryngwladol Cofio'r Holocost (IHRA) yn gorff rhynglywodraethol sy'n ceisio ennyn cefnogaeth wleidyddol a chefnogaeth arweinwyr cymdeithasol i'r angen i gofio'r Holocost, ac am addysg ac ymchwil yr Holocost. Sefydlwyd yr IHRA gan Göran Persson, cyn-Brif Weinidog Sweden, yn 1998. Ei nod oedd sefydlu sefydliad rhyngwladol a fyddai'n ehangu addysg yr Holocost ledled y byd a chynnal fforwm rhyngwladol o lywodraethau oedd â diddordeb mewn trafod addysg yr Holocost. Roedd cynrychiolwyr o 46 o lywodraethau yn bresennol yn y Fforwm a gynhaliwyd yn Ionawr 2000.

Lluniwyd Datganiad Fforwm Rhyngwladol Stockholm ar yr Holocost yn sgil trafodaethau'r Fforwm ac mae'n sylfaen i Gyngrair Ryngwladol Cofio'r Holocost. Mae'n ceisio cydnabod maint effaith yr Holocost ac yn cynnwys addewidion i gryfhau'r ymdrechion i hyrwyddo cofio, addysg ac ymchwil.

Cefnogir diffiniad yr IHRA gan brif gyrff cynrychiadol y Gymuned Iddewig, gan gynnwys Bwrdd Dirprwyon Iddewon Prydain, y Cyngor Arweinyddiaeth Iddewig a'r Gyngres Iddewig Ewropeaidd ynghyd â nifer o awdurdodau lleol ledled y Deyrnas Unedig.

Cynigiaf felly fod Cyngor Sir Gaerfyrddin:

1 yn mabwysiadu Datganiad Stockholm ar Wrth-Semitiaeth:

“Gwrth-Semitiaeth yw canfyddiad penodol o Iddewon, y gellid ei fynegi'n gasineb tuag at Iddewon. Mae amlygiadau corfforol a rhyngwladol



EICH CYNGOR arleinamdani
www.sirgar.llyw.cymru
YOUR COUNCIL doitonline
www.carmarthenshire.gov.wales

gwrth-Semitiaeth yn cael eu cyfeirio at unigolion sy'n Iddewon neu unigolion nad ydynt yn Iddewon a/neu eu heiddo, at sefydliadau'r gymuned Iddewig a chyfleusterau crefyddol." ac

- 2 yn addo cryfhau'r ymdrechion i hyrwyddo cofio'r Holocaust drwy addysg ac ymchwil.

8. YSTRIED ARGYMHELLION Y BWRDD GWEITHREDOL O RAN Y MATERION CANLYNOL:-

- | | | |
|-------------|---|------------------|
| 8.1 | ADRODDIAD BLYNYDDOL DRAFFT CYFARWYDDWR STATUDOL Y GWASANAETHAU CYMDEITHASOL YNGHYLCH PERFFORMIAD Y GWASANAETHAU GOFAL CYMDEITHASOL YN SIR GAERFYRDDIN YN 2017/18 | 17 - 72 |
| 8.2 | ADRODDIAD BLYNYDDOL DRAFFT CYNGOR SIR CAERFYRDDIN AR GYFER 2017/18 | 73 - 144 |
| 8.3 | ADRODDIAD MONITRO BLYNYDDOL 2017/18 CYNLLUN DATBLYGU LLEOL MABWYSIEDIG SIR GAERFYRDDIN | 145 - 326 |
| 9. | DERBYN ADRODDIAD CYFARFOD Y BWRDD GWEITHREDOL A GYNHALIWDYD AR 24AIN MEDI, 2018 | 327 - 330 |
| 10. | COFNODION ER GWYBODAETH (AR GAEL AR Y WEFAN) | |
| 10.1 | PWYLLGOR CYNLLUNIO - 23AIN AWST 2018 | |
| 10.2 | PWYLLGOR CYNLLUNIO - 4YDD MEDI 2018 | |
| 10.3 | PWYLLGOR CRONFA BENSIWN DYFED 18FED MEDI 2018 | |
| 10.4 | PWYLLGOR CYNLLUNIO - 20FED MEDI 2018 | |

DS: Mae adroddiadau yn cael eu hargraffu mewn du a gwyn yn unig er mwyn arbed costau. Fodd bynnag mae pob adroddiad ar gael ar-lein fel y gall aelodau o'r Pwyllgor / Cyngor Sir a'r cyhoedd weld lluniau/graffiau mewn lliw.

DYDD MERCHER, 12 MEDI 2018

YN BRESENNOL: Cyngorydd J.M. Charles (Cadeirydd)

Y Cynghorwyr:-

F. Akhtar	S.M. Allen	L.R. Bowen	K.V. Broom
C.A. Campbell	D.M. Cundy	S.A. Curry	C.A. Davies
T.A.J. Davies	H.L. Davies	I.W. Davies	J.A. Davies
S.L. Davies	W.R.A. Davies	E. Dole	J.S. Edmunds
P.M. Edwards	D.C. Evans	H.A.L. Evans	L.D. Evans
R.E. Evans	W.T. Evans	A.L. Fox	S.J.G. Gilasbey
P. Hughes-Griffiths	T.M. Higgins	J.K. Howell	P.M. Hughes
A. James	J.D. James	R. James	D.M. Jenkins
J.P. Jenkins	G.H. John	B.W. Jones	C. Jones
D. Jones	G.R. Jones	H.I. Jones	T.J. Jones
A. Lenny	M.J.A. Lewis	K. Lloyd	K. Madge
S. Matthews	A.S.J. McPherson	E. Morgan	A.G. Morgan
S. Najmi	D. Nicholas	B.D.J. Phillips	J.S. Phillips
D. Price	J.G. Prosser	B.A.L. Roberts	E.M.J.G. Schiavone
H.B. Shepardson	A.D.T. Speake	L.M. Stephens	D. Thomas
E.G. Thomas	G.B. Thomas	G. Thomas	J. Tremlett
A.Vaughan Owen	D.T. Williams	D.E. Williams	J.E. Williams

Yr oedd y swyddogion canlynol yn gwasanaethu yn y cyfarfod:-

M. James, Prif Weithredwr
 C. Moore, Cyfarwyddwr Gwasanaethau Corfforaethol
 J. Morgan, Cyfarwyddwr y Gwasanaethau Cymunedau
 Mrs R. Mullen, Cyfarwyddwr yr Amgylchedd
 W. Walters, Cyfarwyddwr Adfywio a Pholisi
 L.R. Jones, Pennaeth Gweinyddiaeth a'r Gyfraith
 J. Morgan, Pennaeth Cartrefi a Chymunedau Mwy Diogel Dros Dro
 A. Rees, Pennaeth y Cwricwlwm a Lles;
 P.R. Thomas, Prif Weithredwr Cynorthwyol (Rheoli Pobl a Pherfformiad)
 D. Hockenull, Rheolwr y y Cyfryngau a Marchnata
 I.R. Llewelyn, Rheolwr Blaen-gynllunio
 N Thomas, Uwch Rheolwr Hamdden Awyr Agored;
 M.S. Davies, Swyddog Gwasanaethau Democraataidd

Siambr, Neuadd y Sir, Caerfyrddin - Neuadd y Sir: 10.00 am - 12.55 pm

1. YMDDIHEURIADAU AM ABSENOLDEB

Derbyniwyd ymddiheuriadau am absenoldeb gan gynghorwyr G. Davies, K. Davies, D. Harries, C.J. Harries a B. Thomas.

2. DATGANIADAU O FUDDIANAU PERSONOL

Y Cyngorydd	Rhif y Cofnod	Y Math o Fuddiant
T.A.J. Davies	8.1 – Rhybudd o Gynnig a Gyflwynwyd gan y Cyngorydd T. Higgins	Mae ei frawd yng nghyfraith yn berchen ar gynelau cŵn trwyddedig.

3. CYHOEDDIADAU'R CADEIRYDD

- Diolchodd y Cadeirydd i'r Cynghorwyr am fod yn bresennol yn ystod rhan olaf y cyfarfod diwethaf pan roddwyd rhyddid y Sir i D.T.Davies Dryslwyn;
- Cydymdeimlodd y Cadeirydd â'r canlynol
 - Y Cynghorydd Andrew James a Sian ei wraig a'r teulu ar farwolaeth mam Sian;
 - Y Cynghorwyr Fozia Akhtar a Shahana Najmi ar farwolaeth eu tad;
 - Y Cynghorydd Alun Lenny a'i wraig Ann a'r teulu ar farwolaeth mam Ann;
 - Y Cynghorydd Jim Jones a'i frawd Graham, ar farwolaeth eu chwaer;
- Mynegodd y Cadeirydd ei longyfarchiadau i'r canlynol:
 - Y Cynghorydd Karen Davies ar gael ei hethol yn Gynghorydd i gynrychioli Ward Saron;
 - perfformiodd Cerddorfa Jazz leuenctid y Sir a Chôr Merched Sir Gâr yn rowndiau terfynol cenedlaethol Cystadleuaeth Gŵyl Genedlaethol Music for Youth ym mis Gorffennaf yn Birmingham;
 - Y Bant Chwyth Sirol a fu'n perfformio yn y rownd derfynol genedlaethol;
 - Y Cynghorydd John James a gafodd ei benodi yn Gadeirydd Cynorthwyol PATROL (Rheoliadau Traffig a Pharcio y tu allan i Lundain) (Cymru) ym mis Gorffennaf;
 - Hefin a Gwennan Evans, Pwllagddu, Llanwrda, sydd yn ddiweddar wedi dod yn Bencampwyr Byd ym Mhencampwriaeth Codi Pwysau'r Byd a gynhaliwyd ym mis Awst ym Manceinion;
 - Yr enillwyr canlynol yng Ngwobrau Arwyr Lleol Radio Sir Gaerfyrddin:
 - Gwobr Cymydog Da – Linda Owen;
 - Athro/Athrawes y Flwyddyn – Karen Armstrong;
 - Hyrwyddwr Cymunedol – Louise Robinson;
 - Plentyn Dewr – Cameron Fulham;
 - Gofalwr y Flwyddyn – Yvonne Jones;
 - Mam y Flwyddyn – Pat Thomas;
 - Tad y Flwyddyn – Steve Walker;
 - Busnes Cymunedol y Flwyddyn - Caffi Cymunedol iSmooth
 - Dewrder Eithriadol – Lacey Maria Rees;
 - Codwr Arian y Flwyddyn – Ray Slade;
 - Seren Chwaraeon y Flwyddyn – Ollie Griffith-Salter;
 - Cyflawniad Eithriadol – D.T. Davies;
 - Geraint Thomas ar ennill y Tour de France;
 - Tîm Pêl-droed Ysgolion Caerfyrddin dan 12 ar ei lwyddiant yng Nghynghrair Pencampwyr Iau'r Gogledd Orllewin 2018;
- Cyhoeddodd y Cadeirydd fod y Cynghorydd John James, Porth Tywyn, yn codi ariana ar gyfer Nyrsys Macmillan sy'n rhoi cefnogaeth mawr ei

angen ar gleifion canser a'u teuluoedd. Byddai'r Cynghorydd James yn cymryd rhan yn yr ymgyrch 'Brave the Shave' drwy eillio ei farf yng Nghlwb Rygbi Porth Tywyn am 9pm, ddydd Sadwrn, 29 Medi;

- Rhoddodd y Cadeirydd y wybodaeth ddiweddaraf am y gweithgareddau a'r digwyddiadau yr oedd wedi mynd iddynt wrth gynrychioli'r Cyngor. Roedd y rhain yn cynnwys:
 - Sioeau Amaethyddol – Llangadog, Llanarthne, Llandyfaelog – mynegodd y Cadeirydd hefyd ei longyfarchiadau i'r Cynghorydd Gareth Thomas ar ei lwyddiant yn Sioe Frenhinol Cymru;
 - Amgueddfa Ddiwydiannol Cydweli;
 - Beicio – Cylchffordd Gaeedig Pen-bre
 - Taith Prydain – diolchodd y Cadeirydd i bawb a fu'n ymwneud â'r fenter wych hon;
- Tynnwyd sylw'r Cyngor ar lwyddiant yr Apêl Teganau Nadolig yn y blynyddoedd blaenorol, a fu'n rhoi help i bobl a oedd yn wynebu amserau ariannol anodd yn enwedig dros gyfnod y Nadolig. Yn debyg i'r hyn a wnaed yn y blynyddoedd blaenorol, gofynnwyd i Aelodau'r Cyngor roi cyfraniad at yr Apêl. Gofynnwyd i Aelodau'r Cyngor roi cyfraniad yn unrhyw un o'r manau casglu a geir ledled y Sir gan gynnwys Neuadd y Sir, Tŷ Elwyn, Llanelli a Neuadd y Dref, Rhydaman.

4. LLOFNODI YN GOFNOD CYWIR COFNODION CYFARFOD Y CYNGOR A GYNHALIWDYD AR YR 11EG GORFFENNAF 2018

PENDERFYNWYD llofnodi cofnodion cyfarfod y Cyngor a gynhaliwyd ar 11 Gorffennaf 2018 yn gofnod cywir, yn amodol ar gofnod 3 – Cyhoeddiadau'r Cadeirydd, y dylid nodi bod Mrs Pat Thomas a Mrs Beryl Owens eisoes wedi derbyn Gwobr Hyrwyddwr Cymunedol gan Jo Cox Cymru.

5. CYFLWYNIAD - GWERTHUSIAD AR OL Y DIGWYDDIAD - TAITH PRYDAIN 2018

Derbyniodd y Cyngor gyflwyniad, gan gynnwys deunydd fideo, ar yr adborth a gafwyd yn dilyn ras feiciau Taith Prydain a gynhaliwyd yn ddiweddar a ddechreuodd ym Mharc Gwledig Pen-bre. Amcangyfrifwyd bod yr hyrwyddo a'r sylw i'r digwyddiad, a fyddai'n helpu i ddenu rhagor o ymwelwyr i'r Sir, fwy na thebyg yn cyfateb i tua £100k petai'r Awdurdod wedi talu am y math hyn i hysbysebu. O ran budd economaidd y digwyddiad, amcangyfrifwyd bod yr incwm ychwanegol ar gyfer busnesau yn y Sir tua £800k yn ystod penwythnos y digwyddiad. Talwyd teyrnged benodol i staff yn yr isadrannau priffyrdd a chwaraeon am eu gwaith yn arwain at y digwyddiad ac yn ystod y digwyddiad ei hun. Cyflwynodd y Prif Weithredwr grys Taith Prydain wedi'i fframio i'r Cadeirydd a oedd wedi'i ddylunio gan Zakia Bella Johnson, disgybl yn Ysgol Saron, ac enillydd y gystadleuaeth i ysgolion a oedd yn gysylltiedig â'r digwyddiad. Cyflwynwyd hefyd y crys i bob un o feicwyr Cymru a fu'n cymryd rhan yn y ras.

6. CWESTIYNAU GAN Y CYHOEDD

Dywedodd y Cadeirydd nad oedd dim cwestiynau wedi dod i law gan y cyhoedd.

7. CWESTIYNAU GAN AELODAU:-

7.1. CWESTIWN GAN Y CYNGHORYDD ANDRE MCPHERSON I'R CYNGHORYDD LINDA EVANS, YR AELOD O'R BWRDD GWEITHREDOL DROS TAI

“A gaf i ofyn pa gamau y mae'r Awdurdod hwn yn eu cymryd i fynd i'r afael â digartrefedd yn Sir Gaerfyrddin, gan gynnwys unrhyw gamau i ddod â chartrefi gwag yn ôl i ddefnydd?”

Ymateb gan y Cynghorydd Linda Evans, yr Aelod o'r Bwrdd Gweithredol dros Dai:-

“Diolch yn lle cyntaf i'r Cynghorydd McPherson am y cwestiwn pwysig hwn Fel Aelodau rydych wedi derbyn gwahoddiad i ymuno â Swyddogion o'r Adran Dai a minnau'r prynhawn hwn mewn seminar er mwyn cael trafodaeth ar ddatblygu cynllun digartrefedd newydd. Rwy'n gobeithio y byddwch chi gyd yno.

Yr wythnos nesaf ar Agenda'r Pwyllgor Craffu - Cymunedol mae cyfle i Aelodau drafod yn fanwl yr hyn rydym yn ei wneud er mwyn mynd i'r afael ag eiddo gwag. Felly gyda'ch caniatâd chi Gadeirydd, hoffwn roi golwg gyffredinol i chi mewn ymateb i'r cwestiwn.

Yn gyntaf mae ein dull digartrefedd yn syml. Ei atal rhag digwydd yn y lle cyntaf. Mae hyn yn golygu sicrhau trosglwyddo'r cymorth a'r cyngor sy'n berthnasol i bawb. Bod gennym opsiynau a champau addas i'w cynnig a rhaid inni gofio wrth gwrs fod sefyllfa pawb yn wahanol. Pan fydd rhywun yn ddigartref mae'n rhaid i ni gynnig iddynt y llety gorau posibl a gwasanaeth a fydd o gymorth ac o fudd iddynt. Credaf y gallwn ni gyd dderbyn bod mewn sefyllfa fel hon o bosibl yn un o'r pethau mwyaf anodd y gall unrhyw un ei wynebu.

Er mwyn egluro mewn termau mwy ymarferol, yn ystod 2017/18, roedd 1700 o ddeiliaid tai wedi cysylltu â ni yn yr adran Dai yn gofyn am gymorth gyda'u sefyllfa. Cafodd dros 90% ohonynt gymorth i aros lle yr oeddent neu eu symud i leoliad mwy addas. Mae'n bosibl cyflawni hyn oherwydd rydym wedi rhoi llawer o ymdrech i ailstrwythuro ein cefnogaeth, gan ddarparu opsiynau ac atal digartrefedd. Mae hyn yn golygu y gall ein staff ymyrryd a rhoi cymorth cyn gynted â phosibl er mwyn atal y sefyllfaoedd hyn rhag gwaethygu. Mae gennym un man cyswllt ar gyfer y digartref sy'n cynnig cymorth arbenigol ac mae hyn drwy weithio'n agos iawn â'n partneriaid hanfodol megis Shelter a'r Wallich, mae gan y partneriaid hyn swyddogion sy'n gweithio ochr yn ochr â ni yn yr adran Dai yn ein swyddfeydd yn Llanelli. Nod hyn yw sicrhau bod y wybodaeth a'r cymorth cywir yn cael eu rhannu cyn gynted â phosibl â'r partneriaid perthnasol. Hoffwn gymryd y cyfle hwn i ddiolch iddynt am eu cydweithrediad a'u cyfraniad. Byddwn wrth gwrs yn trafod hyn ymhellach y prynhawn yma.

Yn ystod y ddwy flynedd diwethaf, rydym wedi canolbwyntio ar gynyddu ein stoc tai fforddiadwy gyda thros 500 o dai fforddiadwy ychwanegol. O fewn dwy flynedd rydym eisoes hanner ffordd tuag at ein targed o 1000 o dai ychwanegol. Rydym yn llwyddo oherwydd rydym yn gwybod pa mor bwysig yw gwneud pob dim o fewn ein gallu i roi cyfle i bobl gael cartref fforddiadwy. Oherwydd ein bod yn gwbl ymwybodol bod angen mwy o gartrefi fforddiadwy ac oherwydd ein bod yn benderfynol o weithio ar hyn a gwneud rhywbeth yn ei gylch. Rydym wedi gwneud, a byddwn yn parhau i wneud hynny. Er mwyn cyflawni hyn, byddwn yn defnyddio mwy nag un dull. Rydym wedi prynu tai yn y sector preifat, ac mae gennym raglen helaeth o ran datblygu tai cymdeithasol ac mae ein cynllun gosod

syml wedi cael ei ddatblygu ac rydym yn gweithio ochr yn ochr â pherchnogion tai er mwyn ailddechrau defnyddio eiddo gwag.

Rydym wedi cytuno i wneud hyn yn dilyn adolygiad gorchwyl a gorffen, lle'r oedd canran helaeth o'r bobl a holwyd, tua 80% ohonynt, am ein gweld yn aildefnyddio eiddo gwag unwaith yn rhagor, a dyna'n union yr hyn rydym yn ei wneud. Mae gennym tua 2500-2600 o dai gwag o fewn y Sir ar hyn o bryd sydd yn ganran eithaf bach o ystyried bod gennym dros 78,000 o dai preifat yn y Sir. Er mwyn ymdrin ag eiddo gwag, mae gennym gynllun gweithredu sydd wedi llwyddo i ddod â bron i 200 o eiddo gwag yn ôl i ddefnydd yn 2017/18. Mae hyn yn cymharu â dim ond 60 eiddo gwag a ddaeth yn ôl i ddefnydd yn 2010 o dan y weinyddiaeth Lafur. Mae gennym broses glir er mwyn gweithio ochr yn ochr â pherchnogion tai megis cynnig cyngor a benthychiadau ariannol, ac fel cam olaf byddwn yn cymryd camau gorfodi os oes angen.

Cofiwch nid wyf wedi cynnwys ein rhaglen cartrefi newydd yma. Bydd y gwaith adeiladu yn dechrau yn fuan iawn. Ein lleoliadau cyntaf fydd Garreglwyd ym Mhen-bre a Safle Dylan. Hefyd nid wyf wedi eto wedi crybwyll y cwmni tai Cartrefi Croeso, ond gadawaf hynny am y tro.

Hoffwn hefyd fanteisio ar y cyfle i ddiolch i'r Swyddogion sy'n gweithio mewn gwahanol adrannau yn y Sir. Mae llwyddiant ein cynllun tai fforddiadwy yn dibynnu ar weledigaeth ac ymrwymiad ac rwyf am ddiolch o waelod calon i chi am eich cydweithrediad. Mae pob cartref ychwanegol yn golygu cartref sefydlog ar gyfer teulu neu unigolyn rhywle y gallant ei alw yn gartref. Hoffwn hefyd ddiolch i aelodau ein fforwm digartrefedd am eu hymrwymiad. Rydym yn cyfarfod rheolaidd â phartneriaid o'r Trydydd Sector er mwyn datblygu ein gwasanaeth ar gyfer y digartref ac mae hon yn rôl hanfodol a chymaint i gyfrannu at ein cynllun newydd. Datblygwyd grwpiau eraill hefyd megis y gwaith a wneir yn Llanelli yn Y Lle ac yn y capeli lleol. Mae'r rhain i gyd yn gwneud gwaith cadarnhaol iawn ac yn gwneud gwahaniaeth. Mae llawer o bobl sy'n gysylltiedig â'r rhain yn rhoi o'u hamser yn wirfoddol ac mae rhai ohonoch chi yma heddiw ac mae fy niolch yn fawr iawn i chi hefyd. Ond ni fyddwn yn eistedd yn ôl a meddwl ein bod yn gwneud yn iawn – nid yw'n ddigon i fi na'r staff yn yr adran dai, a bydd ein cynllun digartrefedd newydd yn canolbwyntio ar hyn. Rydym am gydnabod y potensial am argyfwng yn gynt drwy ddarparu mwy o gymorth cymunedol mewn rhai ardaloedd cymunedol penodol, ailfodelu llety dros dro ar gyfer pobl ifanc, gan roi mwy o ddewisiadau tai i bobl ifanc, a pharhau i weithio gyda'r sector gwirfoddol er mwyn sicrhau bod cefnogaeth effeithiol ar gael. Mae adroddiad diweddar gan Shelter yn sôn am y cynnydd mewn achosion o gysgu ar y stryd er nad yw'n broblem fawr yma fel ardaloedd eraill. Rydym am barhau i wneud yn siŵr, os bydd rhywun yn cysgu ar y stryd, ein bod yn ymwybodol o hyn bod ein gwaith allgymorth yn gallu ymateb yn gadarnhaol i hyn. Yn bwysicach na dim, rydym am weithio gyda'n gilydd er mwyn datrys problemau digartrefedd a rhoi cartrefi iddynt cyn gynted â phosibl ac rwy'n gobeithio eich bod chi fel Aelodau yn cytuno â hyn. Rwy'n edrych ymlaen at y drafodaeth y prynhawn yma – dewch – bydd eich sylwadau ac awgrymiadau yn bwysig iawn. Diolch ichi.”

Gofynnodd y Cynghorydd McPherson y cwestiwn atodol canlynol:-

“Sut yr ydym yn bwriadu mynd i'r afael â gorddibyniaeth ar dai amlfeddiannaeth i bobl sengl, sef y gyfradd uchaf o bobl sy'n ddigartref, sut yr ydym yn bwriadu goresgyn hyn?”

Ymateb gan y Cynghorydd Linda Evans, Yr Aelod o'r Bwrdd Gweithredol dros Dai:-

“Diolch yn fawr i chi am y cwestiwn. Rydych wedi codi pwynt pwysig iawn. Mae pobl yn byw mewn tai amlfeddiannaeth ac yn aml iawn maent yn bobl ifanc a phobl sengl. Yn anffodus, mae'n rhaid i ni eu defnyddio gan ein bod yn defnyddio'r holl dai sydd gennym, ond mae'n rhaid inni hefyd ddefnyddio tai amlfeddiannaeth. Ar hyn o bryd rydym yn edrych ar ddatblygu gwahanol opsiynau ar gyfer y bobl ifanc hyn, ond gallaf ddweud hefyd, ac mae'n bwysig imi sôn am hyn, mae'r tai amlfeddiannaeth yr ydym yn eu defnyddio yn cael eu harolygu gennym, nid yn wythnosol ond yn rheolaidd. Mae hynny'n bwynt pwysig iawn, nid ydym yn gosod pobl mewn tai amlfeddiannaeth a'u gadael yno, mae'n fesur dros dro ac rwy'n gobeithio mai cam dros dro byr iawn yw hyn, ond yn anffodus mae'n rhaid i ni eu defnyddio ar adegau. Wedi dweud hynny, mae rhai pobl yn mynd i lety dros dro mewn tŷ amlfeddiannaeth ac maent yn hapus i aros yno, nid ydynt am symud ymlaen. Mae gennym gartrefi, llety dros dro mewn argyfwng, ac mae'n rhaid i ni eu defnyddio ar adegau. Ond byddwn yn edrych ar adeiladu cartrefi newydd, mae'r holl gartrefi ychwanegol yr ydym yn mynd eu hadeiladu, yr holl dai yr ydym yn eu prynu, mae hyn yn golygu y byddwn yn gallu cymryd enw arall oddi ar ein rhestr aros a darparu mwy o lety ar gyfer pobl. Rwyf i, yn fwy nag unrhyw un ohonoch, am sicrhau bod gan holl bobl Sir Gaerfyrddin do uwch eu pen ac mae hynny'n her fawr iawn, ac rwy'n derbyn hynny, ond drwy weithio gyda'n gilydd byddwn yn cyrraedd y nod, ond mae'n rhaid inni gofio hefyd y ceir un neu ddau ar y strydoedd, mae yna un ar hyn o bryd sydd wedi bod yn teithio o amgylch Llanelli, nid yw rhai ohonynt am gael cartref parhaol. Efallai ei bod yn anodd o bosibl i ni gredu hynny ond dyna yw dewis rhai pobl ac yn y sefyllfaoedd hynny, rhaid inni dderbyn nad oes llawer y gallwn ei wneud ond cyhyd a'u bod yn gwybod ble mae help ar gael iddynt a'u bod yn dod atom pan fo angen iddynt. Diolch i chi unwaith eto am y cwestiwn.”

7.2. CWESTIWN GAN Y CYNGHORYDD BILL THOMAS I'R CYNGHORYDD GLYNOG DAVIES, YR AELOD O'R BWRDD GWEITHREDOL DROS ADDYSG A PHLANT

Nodwyd bod y Cynghorydd Bill Thomas a'r Cynghorydd Glynog Davies yn absennol o'r cyfarfod felly byddai'r Cynghorydd Thomas yn derbyn ymateb ysgrifenedig i'w gwestiwn gan y Cynghorydd Davies.

7.3. CWESTIWN GAN Y CYNGHORYDD ANN DAVIES I'R CYNGHORYDD PETER HUGHES GRIFFITHS, YR AELOD O'R BWRDD GWEITHREDOL DROS DIWYLLIANT, CHWARAEON A THWRISTIAETH

“Roedd twristiaeth werth £434m i economi Sir Gaerfyrddin yn 2017 yn ôl astudiaeth a baratowyd ar gyfer y Cyngor Sir, cynnydd o 7.8% ar y flwyddyn flaenorol. Yn ôl yr ymchwil cafwyd cyfanswm o 6.39 miliwn o ddiwrnodau ymweld sef cynnydd o 7.2% ers 2016. Roedd twristiaeth yn 2017 wedi cefnogi 6,343 o swyddi cyfwerth ag amser llawn yn y sir, sef cynnydd o 5.3% ers 2016. Dros y 10 mlynedd diwethaf, mae gwerth twristiaeth i'r sir wedi cynyddu £150 miliwn. A all yr Aelod o'r Bwrdd Gweithredol dros Ddiwylliant, Chwaraeon a Thwristiaeth ddweud wrthyf sut y cafwyd y ffigurau gwych hyn a beth yw ei ddisgwyliadau ar gyfer 2018?”

Dywedodd y Cyngorydd Peter Hughes Griffiths, yr Aelod o'r Bwrdd Gweithredol dros Ddiwylliant, Chwaraeon a Thwristiaeth:-

"Mae'r cwestiwn ei hun yn dangos y llwyddiant yn y maes penodol hwn a'r cynnydd a welwyd yn y ffigurau yn enwedig yn ystod y flwyddyn ddiwethaf ac rwy'n credu y gallwn dreulio drwy'r bore mewn gwirionedd yn amlinellu'r rheswm dros y llwyddiant sylweddol hwn. Gallaf ddweud yn gyntaf oll ein bod mor hapus gyda'r llwyddiant hwn, rwy'n eistedd wrth ymyl y Cyng. David Jenkins [yr Aelod o'r Bwrdd Gweithredol dros Adnoddau] ac o safbwynt economaidd gellir canmol hyn a'i weld yn amlwg yn y ffigurau a gafwyd yn y cwestiwn. Felly rydym yn meddwl am y lleoliadau a Sir Gaerfyrddin, Sir sydd yn llawn prydfferthwch, sir naturiol hardd, ac yn cynnwys profiadau o fod ar lan y môr neu deithio i'r Bannau. Ac wedyn mae gennym hefyd y trefi a'r pentrefi o bob maint ledled y Sir felly mae gennym botensial gwych yn ein llefydd penodol yn Sir Gaerfyrddin. Ac yn gysylltiedig â hyn, yn yr ardaloedd hynny, mae gennym ddiwylliant bywiog iawn fel rydym wedi clywed y bore yma ac elfen Gymreig iawn iddi a'r iaith y mae ymwelwyr wrth eu bodd â hi. Yn ystod y 10 mlynedd diwethaf rydym wedi datblygu lleoliadau a llety i bobl sy'n eu denu. Mae gennym ddigwyddiadau sy'n eu denu ar draws y Sir, mae gennym amrywiaeth o leoliadau i bobl fwyta, os ydych am gael picnic neu os ydych am bryd o fwyd pum cwrs, mae popeth yma. Dyna yw'r datblygiadau sydd wedi digwydd a gellir gweld hynny yn glir erbyn hyn ar gyfer y bobl hynny sy'n barod i wario. Ond beth am y bobl? Ac mae'n rhaid i mi ddweud fod pobl dalentog iawn yn y maes hwn ac mae hynny wedi datblygu hefyd yn ogystal yn ystod y blynyddoedd diwethaf. Mae pobl wedi addasu ar gyfer twristiaeth yn enwedig yng nghefn gwlad a'r sector amaethyddol i gynnig llety a gwasanaethau. Mae'r agwedd hon heb amheuaeth wedi cyfrannu'n economaidd yn ogystal â'r entrepreneuriaid sydd gennym ar draws y sir yn enwedig mewn ardaloedd gwledig. Ac yna mae gennym yr elfen hyrwyddo sef ein bod yn hyrwyddo Sir Gaerfyrddin. Rydym heb amheuaeth wedi dal i fyny a siroedd eraill megis Sir Benfro er enghraifft. Rydym wedi canolbwyntio ar farchnata Sir Gaerfyrddin, ac rydym wedi gweld heddiw, y math o bethau sy'n talu ar eu canfed i ni yma yn Sir Gaerfyrddin. Yn Lloegr, Ewrop a De Cymru, y boblogaeth enfawr sydd yn Ne Cymru, ac ar draws Gogledd Cymru, rydym yn denu'r rhain i Sir Gaerfyrddin yn ogystal â phobl eraill o amgylch y byd. Ac wrth gwrs rydym yn gweithio ochr yn ochr â Chroeso Cymru ac yn ddiweddar yn ystod y flwyddyn ddiwethaf rydym wedi llwyddo os gallaf ddweud o blith y rhestr wyf wedi'i gweld o bobl y bobl sydd wedi dod i mewn i Sir Gaerfyrddin ac sydd wedi ysgrifennu'n helaeth yn ein papurau newydd, yn ein cylchgronau, a hyd yn oed yn y Financial Times, mae hwn yn faes yr ydym wedi hyrwyddo ac yn ateb i'r hyn oeddech yn gofyn am sut yr ydym wedi cael ffigurau mor rhagorol. Gallaf ganmol yn ogystal, fe welsoch yn gynharach Cymdeithas Hyrwyddo Sir Gaerfyrddin a thwristiaeth hefyd, ond fel llywodraeth leol yma yn Sir Gaerfyrddin rydym wedi gwella'n sylweddol amrywiaeth o bethau ac wedi creu amrywiaeth o adnoddau. Gallwn roi rhestr helaeth i chi o'r mathau o leoliadau yr ydym wedi'u paratoi ar gyfer ymwelwyr a'r pwyslais wrth gwrs ar lwybrau cerdded a beicio. Ond mae'n llawer mwy na hynny, mae gennym gyfleusterau gwell fel Cyngor. Ond un gair am ddyfodol twristiaeth, mae'n ddiwydiant modern, a byddwn yn parhau i ddatblygu a chynllunio oherwydd ei werth economaidd i ni yma yn Sir Gaerfyrddin. Ac un ffactor pwysig pan fyddwn yn meddwl am dwristiaeth, rydym yn meddwl amdano o bosibl yn ystod yr haf, a hon yw'r elfen arall yr ydym yn ei datblygu, bod twristiaeth a Sir Gaerfyrddin yn apelio i bobl drwy gydol y flwyddyn i ddod yma ac mae cynlluniau amrywiol ar y gweill ar hyn o bryd, nid oes rhaid i mi eu rhestru heddiw, ond dyna'r hyn sydd yn digwydd ar gyfer datblygu twristiaeth yma yn y sir. Dywedais y gair 'economaidd' droeon, ond hoffwn ddiolch am y cydweithio rhwng

yr adrannau. Rwyf am sôn am y tîm datblygu economaidd, mae'r tîm yn chwarae rhan bwysig yn yr elfen ddatblygu a gwn fod y Cyngorydd Cefin Campbell, yn y maes o adfywio ardaloedd gwledig, yn mynd i ddatblygu syniadau mewn perthynas â thwristiaeth o fewn y maes hwn. Ac ar ôl dweud hynny i gyd a sôn am y paratodau sydd gennym, wrth gwrs yn dibynnu ar y tywydd, yn ystod yr haf beth bynnag, ond pan fydd gennym haf cystal ag oedd gennym eleni bydd hynny'n gam anferth ymlaen ar gyfer twristiaeth. Gaf i ddiolch i bawb am hyrwyddo Sir Gaerfyrddin, mae llawer o gynghorwyr yma heddiw sy'n gwybod am ddatblygiadau yn eu hardaloedd eu hunain. Maddeuwch imi, rwyf am gyfeirio, er enghraifft, at y marina ym Mhorth Tywyn. Mae'r ddau gynghorydd lleol wedi derbyn adroddiad gan y cwmni sy'n datblygu marina i ni, ac mae'r cynnydd yn yr haf ar y ffigurau a'r niferoedd sy'n ymweld. Nid yw wedi'i gwblhau eto, rydym hanner ffordd drwy'r datblygiad a gwella o'i hamgylch a dyna'r math o beth sydd gennym fewnbwn yn gylch fel Cyngor er mwyn datblygu. Felly diolch i chi i gyd ac rwyf am bwysleisio'r cynghorwyr lleol oherwydd maent yn helpu yn eu hardaloedd gyda mentrau amrywiol ac am eu cymorth, a'r staff hefyd a llongyfarchiadau iddynt. Mae twristiaeth yn Sir Gaerfyrddin yn llwyddiant fel y dengys y ffigurau hynny ac wrth gwrs yr her yw ein bod yn parhau ac yn cynyddu'r rhain er mwyn i Sir Gaerfyrddin lwyddo'n economaidd. Diolch ichi.

8. YSTRIED Y RHYBUDDION O GYNNIG CANLYNOL:-

8.1. CYNNIG A GYFLWYNWYD GAN Y CYNGHORYDD TINA HIGGINS

Bu'r Cyngor yn ystyried y Rhybudd o Gynnig canlynol a gyflwynwyd gan y Cyngorydd Tina Higgins:-

“Mae'r Cyngor hwn yn ychwanegu ei gefnogaeth at Ymgyrch Genedlaethol Deddf Lucy i wahardd ffermio cŵn bach gan drydydd parti. Bydd y Cyngor hwn yn ychwanegu ei enw at y rhestr gynyddol o sefydliadau cefnogol a bydd yn mynd ati'n rhagweithiol i dynnu sylw ein preswylwyr ar draws y Sir at yr ymgyrch. Mae'r Cyngor hwn yn gofyn i Arweinydd y Cyngor ysgrifennu at Lywodraeth Cymru a Llywodraeth y Deyrnas Unedig, gan gefnogi'r galw am gamau gweithredu brys ynghylch y mater hwn.”

Eiliwyd y Cynnig.

Rhodddwyd cyfle i gynigydd ac eilydd y Cynnig siarad o'i blaid ac aethant ymlaen i amlinellu'r rhesymau dros ei gyflwyno, fel y'u nodwyd yn y Cynnig.

Gwnaed nifer o ddatganiadau yn mynegi cefnogaeth i'r Cynnig.

Yn dilyn pleidlais

PENDERFYNWYD YN UNFRYDOL gefnogi'r Rhybudd o Gynnig.

8.2. CYNNIG A GYFLWYNWYD GAN Y CYNGHORYDD EMLYN SCHIAVONE

Bu'r Cyngor yn ystyried y Rhybudd o Gynnig canlynol a gyflwynwyd gan y Cyngorydd Emlyn Schiavone:-

“Hoffwn gynnig bod Cyngor Sir Gaerfyrddin yn ymrwymo i gael ei gydnabod yn ffurfiol fel Sir Garedig. Fel rhan o'r agenda Gofal Cymdeithasol ac Iechyd, ar y cyd

â Deddf Gwasanaethau Cymdeithasol a Llesiant (Cymru) 2014 a Deddf Llesiant Cenedlaethau'r Dyfodol (Cymru) 2015, ni fu erioed amser gwell i hyrwyddo cydnerthedd a charedigrwydd yn ein cymunedau. Mae'n cael ei gydnabod yn gyffredinol fod bod yn garedig yn llesol i'r sawl sy'n garedig, yn ogystal â'r rheiny y maent yn garedig iddynt. Mae'r ysgogiad i hyrwyddo cysylltwyr caredigrwydd yn ein cymunedau yn hynod berthnasol o ran mynd i'r afael ag arwahanrwydd ac unigrwydd; dau beth y derbynnir bellach eu bod yn cyfrannu at iechyd a llesiant gwael.

Mae menter Mae Sir Gaerfyrddin yn Garedig yn creu ac yn cryfhau cysylltiadau yn y gymuned. Gellir gwella ar hyn ymhellach drwy ddatblygu sesiynau ymwybyddiaeth o Garedigrwydd a hybu Hyrwyddwyr Sir Gaerfyrddin Garedig.

Mae cyflwyno rhagnodwyr cymdeithasol ynghlwm wrth feddygfeydd meddygon teulu yn enghraifft o fynd i'r afael ag anghenion. Yn yr un modd, mae Sefydliad Jo Cox yn cyllido swydd yn Sir Gaerfyrddin a Sir Benfro i leihau arwahanrwydd ac unigrwydd drwy wneud pethau caredig yn y gymuned. Gall prosiectau sy'n pontio'r cenedlaethau greu cysylltiadau cadarnhaol rhwng aelodau hŷn ac ifanc ein cymunedau

Gofynnaf gyda pharch i'r Cyngor gefnogi'r cynnig hwn."

Eiliwyd y Cynnig.

Rhodddwyd cyfle i gynigydd ac eilydd y Cynnig siarad o'i blaid ac aethant ymlaen i amlinellu'r rhesymau dros ei gyflwyno, fel y'u nodwyd yn y Cynnig.

Gwnaed nifer o ddatganiadau yn mynegi cefnogaeth i'r Cynnig.

Yn dilyn pleidlais

PENDERFYNWYD YN UNFRYDOL gefnogi'r Rhybudd o Gynnig.

8.3. CYNNIG A GYFLWYNWYD GAN Y CYNGHORYDD JOHN JAMES

Bu'r Cyngor yn ystyried y Rhybudd o Gynnig canlynol a gyflwynwyd gan y Cynghorydd John James:-

"Bod y Cyngor hwn yn mabwysiadu polisi sy'n cyflwyno arwyddion yn yr holl fannau wrth ymyl y ffordd a gydnabyddir ar gyfer cadwraeth gan yr Awdurdod Lleol hwn a, lle bynnag y bo'n bosibl, hysbysfyrdau sy'n rhoi gwybodaeth am yr holl fanteision i'r ardal a neilltuir ar gyfer cadwraeth. Hefyd, bod y Cyngor yn mynd at Gynghorau Tref a Chymuned a'u hannog i wneud yr un peth."

Eiliwyd y Cynnig.

Rhodddwyd cyfle i gynigydd ac eilydd y Cynnig siarad o'i blaid ac aethant ymlaen i amlinellu'r rhesymau dros ei gyflwyno, fel y'u nodwyd yn y Cynnig.

Gwnaed nifer o ddatganiadau, yn enwedig o ran y goblygiadau ariannol, ac yn dilyn hyn cytunodd y Cynghorydd James, gyda chefnogaeth ei eilydd, i dynnu'r Rhybudd yn ôl a chyfeirio'r mater at Grŵp Gorchwyl a Gorffen presennol y Pwyllgor Craffu - Diogelu'r Cyhoedd a'r Amgylchedd o ran adolygu'r ddarpariaeth cynnal a chadw priffyrdd perthi ac ymylon. Yn dilyn hyn byddai argymhellion y Grŵp yn cael eu hystyried gan y Bwrdd Gweithredol.

9. GORCHYMYN DATBLYGU LLEOL DRAFFT – CANOL TREF LLANELLI

Rhodddwyd gwybod i'r Cyngor fod y Bwrdd Gweithredol, yn ei gyfarfod ar 2 Gorffennaf 2018 (gweler Cofnod 7) wedi ystyried adroddiad ynghylch y cynigion i gyflwyno Gorchymyn Datblygu Lleol ar gyfer Canol Tref Llanelli. Pe byddai'n cael ei fabwysiadu byddai'r Gorchymyn yn caniatáu ar gyfer amrywiaeth o ddefnydd o fewn ardal ofodol benodol yng nghanol y dref i symud ymlaen heb fod yr angen am ganiatâd cynllunio.

PENDERFYNWYD YN UNFRYDOL fabwysiadu'r argymhellion canlynol gan y Bwrdd Gweithredol:

- “9.1 Derbyn y sylwadau sydd wedi dod i law mewn perthynas â'r Gorchymyn Datblygu Lleol Drafft ar gyfer Canol Tref Llanelli;**
9.2 Cymeradwyo'r argymhellion y manylwyd arnynt yn yr adroddiad;
9.3 Cymeradwyo cyflwyno'r Gorchymyn Datblygu Lleol (sy'n cynnwys argymhellion yr adroddiad a'r wybodaeth ddiweddaraf am dystiolaeth) i Lywodraeth Cymru gael cytuno arno;
9.4 Rhoi awdurdod dirprwyedig i swyddogion wneud addasiadau teipograffyddol neu ffeithiol ansylweddol yn ôl yr angen, i wella eglurder a chywirdeb y Gorchymyn Datblygu Lleol;
9.5 Rhoi awdurdod dirprwyedig i'r swyddogion ddiweddarau'r sylfaen dystiolaeth a gwneud unrhyw newidiadau canlyniadol i'r Gorchymyn Datblygu Lleol, a sicrhau bod unrhyw faterion ychwanegol o ran cydymffurfiaeth gyfreithiol hefyd yn cael eu hintegreiddio.”

10. DERBYN ADRODDIADAU CYFARFODYDD Y BWRDD GWEITHREDOL A GYNHALIWDYD AR Y DYDDIADAU CANLYNOL:-

10.1. 22 MEHEFIN 2018

PENDERFYNWYD YN UNFRYDOL dderbyn adroddiad y cyfarfod uchod.

10.2. 2 GORFFENNAF 2018

PENDERFYNWYD YN UNFRYDOL dderbyn adroddiad y cyfarfod uchod.

10.3. 30 GORFFENNAF 2018

PENDERFYNWYD YN UNFRYDOL dderbyn adroddiad y cyfarfod uchod.

11. YSTYRIED ARGYMHELLAD Y PWYLLGOR GWASANAETHAU DEMOCRATAIDD O RAN Y MATER CANLYNOL:-

Dywedwyd wrth y Cyngor fod y Pwyllgor Gwasanaethau Democrataidd, yn ei gyfarfod ar 11 Mehefin, 2018 (cofnod 7), wedi ystyried y mater o symud tuag at system gyfathrebu ddi-bapur gyda'r holl gynghorwyr yn unol â'r Rhybudd o Gynnig a fabwysiadwyd gan y Cyngor ar 14 Ionawr 2015. Yn dilyn hyn:

“PENDERFYNWYD ARGYMELL I'R CYNGOR fod yr Awdurdod yn dechrau mabwysiadu system gyfathrebu ddi-bapur gyda'r holl Gynghorwyr, a fydd ar waith o

1 Ionawr 2019, a bod rhaglen hyfforddiant briodol yn cael ei threfnu cyn y dyddiad hwn.”

Dywedodd Cadeirydd y Pwyllgor Gwasanaethau Democrataidd wrth y Cyngor, yn dilyn ei gyfarfod ym mis Mehefin bod nifer o aelodau wedi mynegi pryderon am yr amserlen fer a gynigwyd a'r problemau sydd angen mynd i'r afael â hwy megis band eang gwael mewn rhannau eraill o'r Sir a'r angen am hyfforddiant pellach i rai aelodau. Cafodd rhai o'r pryderon hyn eu hailadrodd gan yr Aelodau ac felly cafodd ei gynnig, a'i eilio, bod y dyddiad a nodir yn yr argymhelliad uchod, o ran dechrau gweithio'n ddi-bapur, yn newid i 2 Medi 2019.

PENDERFYNWYD bod yr Awdurdod yn dechrau mabwysiadu system gyfathrebu ddi-bapur gyda'r holl Gynghorwyr, a fydd ar waith o 2 Medi 2019, er mwyn mynd i'r afael ag unrhyw bryderon a bod rhaglen hyfforddiant briodol yn cael ei threfnu cyn y dyddiad hwn.

12. CYD-BWYLLGOR DINAS-RANBARTH BAE ABERTAWE - AELODAETH

PENDERFYNWYD YN UNFRYDOL y dylid penodi'r aelodau canlynol i wasanaethu ar y Pwyllgor Craffu ar y cyd Dinas-ranbarth Bae Abertawe:

Grŵp Llafur – Cynghorydd Rob James
Grŵp Plaid Cymru – Cynghorydd Darren Price
Grŵp Annibynnol – Cynghorydd Giles Morgan

13. ETHOL IS-GADEIRYDD Y PWYLLGOR CRAFFU DIOGELU'R CYHOEDD A'R AMGYLCHEDD

PENDERFYNWYD YN UNFRYDOL, yn dilyn swydd wag canol tymor ac yn unol â Rheol 4 (2) o Weithdrefn y Cyngor, benodi'r Cynghorydd Aled Vaughan-Owen yn is-gadeirydd y Pwyllgor Craffu - Diogelu'r Cyhoedd a'r Amgylchedd.

14. AELODAETH PWYLLGORAU

Yn unol â Rheol Gweithdrefn Gorfforaethol 2(2)(n) ac ar ôl derbyn enwebiadau gan y grwpiau gwleidyddol perthnasol:

PENDERFYNWYD YN UNFRYDOL

14.1 nodi y bydd y Cynghorydd Karen Davies yn ymgymryd â swydd wag grŵp Plaid Cymru ar y Pwyllgor Craffu - Diogelu'r Cyhoedd a'r Amgylchedd;

14.2 nodi y bydd y Cynghorydd Karen Davies yn ymgymryd â swydd wag grŵp Plaid Cymru ar y Pwyllgor Craffu - Gofal Cymdeithasol ac Iechyd;

14.3 nodi y bydd y Cynghorydd Susan Phillips yn ymgymryd â swydd wag grŵp Plaid Cymru ar y Pwyllgor Trwyddedu;

14.4 nodi y bydd y Cynghorydd John Prosser yn cymryd lle'r Cynghorydd Suzy Curry fel un o gynrychiolwyr y grŵp Llafur ar y Pwyllgor Cynllunio;

14.5 nodi y bydd y Cyngorydd Andre McPherson yn lle'r Cyngorydd John Prosser fel un o gynrychiolwyr y Grŵp Llafur ar y Pwyllgor Trwyddedu.

CADEIRYDD

DYDDIAD

Y CYNGOR SIR

DYDDIAD: 10 HYDREF, 2018

Y PWNC:

**ADRODDIAD BLYNYDDOL CYFARWYDDWR STATUDOL Y
GWASANAETHAU CYMDEITHASOL YNGHYLCH PERFFORMIAD Y
GWASANAETHAU GOFAL CYMDEITHASOL YN SIR GAERFYRDDIN YN
2017/18**

Mae'n statudol ofynnol i Gyfarwyddwr y Gwasanaethau Cymdeithasol gyflwyno adroddiad blynyddol i'r Cyngor ynghylch darpariaeth a pherfformiad, yn ogystal â chynlluniau ar gyfer gwella holl ystod y Cyfarwyddbau Gwasanaethau Cymdeithasol.

Hwn yw'r adroddiad blynyddol gan Gyfarwyddwr y Gwasanaethau Cymdeithasol ar perfformiad ein Gwasanaethau Gofal Cymdeithasol yn y sir, ac mae'n cyflwyno'r cynnydd a wnaed yn y meysydd gwella a nodwyd yn adroddiad y llynedd ac yn amlygu'r meysydd sydd i'w datblygu eleni. Mae'n ymwneud a pherfformiad ar gyfer y flwyddyn 2017/18.

Mae'r adroddiad hwn yn rhoi cyfle i'r Aelodau cwestiynu'r cynnwys ac yn rhoi cyfle i'r Cyfarwyddwr Statudol i ystyried unrhyw sylwadau gan aelodau etholedig ar gyfer y dyfodol.

YR ARGYMHELLION / PENDERFYNIADAU ALLWEDDOL SYDD EU HANGEN:

Bod yr adroddiad blynyddol gan y Cyfarwyddwr statudol y Gwasanaethau Cymdeithasol ar perfformiad ein Gwasanaethau Gofal Cymdeithasol yn y Sir am 2017/18 yn cael i gymeradwyo.

Y RHESYMAU:

Mae'r Cyfarwyddwr yn ystyried bod craffu gwleidyddol o'r adroddiad i fod yn elfen bwysig yn y broses ddatblygu, ac mae wedi'i ddiwygio trwy'r camau gwahanol cyn cyhoeddi'r adroddiad terfynol yn ystod haf 2018.

Angen ymgynghori â'r Pwyllgor Craffu perthnasol - Oes— Cyd-Pwyllgor Craffu Addysg a Gwasanaethau Plant a Gofal Cymdeithasol ac Iechyd – 4 Gorffennaf, 2018

Y BWRDD GWEITHREDOL / CYNGOR / PWYLLGOR:

Argymhellion / Sylwadau'r Pwyllgor Craffu:

- **PENDERFYNWYD** derbyn Adroddiad Blynyddol Drafft y Cyfarwyddwr Statudol Gwasanaethau Cymdeithasol ar Berfformiad Gwasanaethau Gofal Cymdeithasol yn Sir Gaerfyrddin 2017/18.

Angen i'r Bwrdd Gweithredol wneud penderfyniad:
Angen i'r Cyngor wneud penderfyniad:

OES – 30 Gorffennaf, 2018
OES – 10 Hydref, 2018

Yr Aelod o'r Bwrdd Gweithredol sy'n gyfrifol am y Portffolio:

Y Cyng. J. Tremlett (Deiliad y Portffolio Gofal Cymdeithasol ac Iechyd)

Y Cyng. G. Davies (Deiliad y Portffolio Addysg a Gwasanaethau Plant)

Y Gyfarwyddiaeth Cymunedau Enw Pennaeth y Gwasanaeth: Jake Morgan	Swyddi: Cyfarwyddwr y Gwasanaethau Cymunedol (Cyfarwyddwr Statudol Y Gwasanaethau Cymdeithasol)	Rhifau ffôn: 01267 224698 Cyfeiriadau E-bost: JakeMorgan@sirgar.gov.uk
---	--	---

EXECUTIVE SUMMARY

COUNTY COUNCIL

DATE: 10TH OCTOBER, 2018

ANNUAL REPORT OF THE STATUTORY DIRECTOR OF SOCIAL SERVICES ON THE PERFORMANCE OF SOCIAL CARE SERVICES IN CARMARTHENSHIRE 2017/18

The Annual Report examines each Service area within Social Care and shows how service strategies, actions, targets and service risks will be addressed and delivered operationally by the service this year based on the approved budget.

The Annual Report (attached) comprises an overview provided by the Director of Social Services, which provides information on how we have performed in 2017/18 and an assessment on the future, together with our strategic priorities for 2018/19.

The Report links closely with the Directorate Business Plans for Community Services and Education & Children's Services departments.

Following publication of the report to the public (after it has been presented to full Council), Care Inspectorate Wales (CIW) and Welsh Government will complete their analysis and review of the report. There will be a formal meeting with CIW in October to discuss their analysis and proposed plan. This will be followed by an Annual Letter to Council in late November/early December, confirming their analysis and inspection plan. The process will link in closely with the Wales Programme for Improvement and the Annual Letter from the Wales Audit Office.

DETAILED REPORT ATTACHED?

YES – Annual Report 2017/18

IMPLICATIONS

I confirm that other than those implications which have been agreed with the appropriate Directors / Heads of Service and are referred to in detail below, there are no other implications associated with this report.

Signed: Jake Morgan

Director of Social Services

Policy, Crime & Disorder and Equalities YES	Legal YES	Finance YES	ICT YES	Risk Management Issues YES	Staffing Implications YES	Physical Assets YES
---	---------------------	-----------------------	-------------------	--------------------------------------	-------------------------------------	-------------------------------

1. Policy, Crime & Disorder and Equalities

The Annual Report will be an important contribution to the Council's Improvement Plan

2. Legal

The Annual Report forms an important part of the statutory duties of the Director of Social Services:

"The Director will present to Council, publish and report on an annual statement of plans for performance and improvement"

3. Finance

The financial implications are included in the report. Budget pressures are identified clearly.

4. ICT

The PIMS system will be used to provide evidence of the Annual Report. Comment is made in the body of the report as to the need to better integrate Health & Social Care IT.

5. Risk Management Issues

Key risks have been addressed in this report with a link to the departmental and corporate risk register.

6. Physical Assets

Physical assets are included in this report in relation to service delivery

7. Staffing Implications

Workforce is a critical element included in the report. In particular, the development and retention of social workers to ensure that they continue their professional development and remain with Carmarthenshire.

CONSULTATIONS

I confirm that the appropriate consultations have taken in place and the outcomes are as detailed below

Signed: Jake Morgan Director of Social Services

1. Scrutiny Committee – The report was considered at the joint Scrutiny Committee for Education & Children and Social Care & Health on the 4th July, 2018.

2. Local Member(s)

Not applicable.

3. Community / Town Council

Not applicable

4. Relevant Partners

Not applicable

5. Staff Side Representatives and other Organisations

Not applicable

**Section 100D Local Government Act, 1972 – Access to Information
List of Background Papers used in the preparation of this report:**

THERE ARE NONE.

Title of Document	File Ref No.	Locations that the papers are available for public inspection

Mae'r dudalen hon yn wag yn fwriadol

Adroddiad Blynyddol y Cyfarwyddwr Statudol ar Berfformiad y Gwasanaethau Cymdeithasol

TROSOLWG Y CYFARWYDDWR 2017/18



Cynnwys

Rhagair	3
Crynodeb o Berfformiad	7
Beth y mae eraill yn ei ddweud wrthym am ein gwasanaethau?	19
Hyrwyddo a gwella llesiant y rheiny yr ydym yn eu helpu	33
Safonau 1 - Helpu pobl i gyflawni'r canlyniadau llesiant y maent am eu cael.	
Safonau 2 - Gweithio gyda phobl a phartneriaid i ddiogelu a hyrwyddo llesiant corfforol, meddyliol ac emosiynol.	
Safonau 3 - Diogelu pobl rhag camdriniaeth, esgeulustod neu niwed.	
Safonau 4 - Helpu pobl i ddysgu, datblygu a chymryd rhan mewn cymdeithas.	
Safonau 5 - Helpu pobl i gynnal perthynas iach â phobl yn y cartref, yn y teulu ac ar lefel bersonol.	
Safonau 6 - Helpu pobl i gyflawni gwell llesiant economaidd, i gael bywyd cymdeithasol ac i fyw mewn llety addas sy'n diwallu eu hanghenion.	
Sut ydym yn darparu ar gyfer ein dinasyddion	39
a. Datblygu ein gweithlu	
b. Cyllid a chynllunio ar gyfer y dyfodol	
c. Arweinyddiaeth wleidyddol, llywodraethu ac atebolrwydd	
Strwythur Rheoli	46
Atodiad 1- Blaenoriaethau Allweddol ar gyfer 2018/19.....	48

Rhagair gan Gyfarwyddwr y Gwasanaethau Cymunedol

Fel Cyfarwyddwr Statudol Gwasanaethau Cymdeithasol y Cyngor, mae'n ofynnol i mi adrodd yn flynyddol ar berfformiad y gwasanaethau cymdeithasol ar gyfer oedolion a phlant. Dyma fy nhrydydd adroddiad fel Cyfarwyddwr Sir Gaerfyrddin a'm pumed adroddiad fel Cyfarwyddwr Statudol y Gwasanaethau Cymdeithasol.

Rwyf yn falch o allu adrodd fod Cyngor Sir Gaerfyrddin yn parhau i ddarparu Gwasanaethau Gofal Cymdeithasol o ansawdd da er gwaethaf y cefndir o leihad mewn adnoddau a chynnydd mewn pwysau demograffig.

Mae Deddf Gwasanaethau Cymdeithasol a Llesiant (Cymru) a Deddf Rheoleiddio ac Arolygu Gofal Cymdeithasol (Cymru) bellach yn effeithio ar y gwasanaethau a ddarperir. Thema gyson ar draws pob grŵp cleientiaid yw symud y ddarpariaeth yn gynyddol tuag at ymyrraeth gynnar ac atal. Y nod yn hyn o beth yw lleihau'r galw am ofal ac mae'r dystiolaeth yn yr adroddiad hwn yn dynodi ein bod yn profi llwyddiant wrth fynd ati fel hyn i newid ffocws y gwasanaethau.

Mae'r rhagolygon ariannol yn parhau i fod yn llwm ar gyfer y Cyngor; mae staff yn yr isadran pobl hŷn yn arbennig wedi gweithio'n galed i gyflawni arbedion yn y gyllideb wrth leihau'r effaith ar ddefnyddwyr agored i niwed. Mae Strategaeth Pobl Hŷn y sir bellach yn dair blwydd oed ac mae ei heffaith yn cael ei themlo oherwydd wrth i'r galw am ofal preswyl leihau, caiff mwy o bobl eu cefnogi gartref. Trwy fynd ati i gomisiynu mewn modd mwy deallus a darparu gwasanaethau adfer costau effeithiol ar gyfer pobl hŷn byddwn wedi tanwario am y drydedd flwyddyn yn olynol, gyda'r gwariant bellach yn is nag yr oedd yn 2012/13.

Mae'n amlwg na all hyn barhau am byth ac rwyf yn croesawu'r drafodaeth genedlaethol trwy adolygiad seneddol diweddar Llywodraeth Cymru i ddod o hyd i ffyrdd o ddiwallu'r twf disgwylidig mewn galw am ofal cymdeithasol o 4.1% y flwyddyn dros y 15 mlynedd nesaf. Ceir gwell dealltwriaeth o'r gyd-ddibyniaeth rhwng iechyd a gofal cymdeithasol hyd yn oed os nad yw'r lefelau cyllid cymharol bob amser yn adlewyrchu'r ddealltwriaeth hon.


Mae'r Gwasanaethau Plant wedi parhau i leihau nifer y plant sy'n derbyn gofal, ac mae gwelliannau pellach o safbwynt sefydlogrwydd lleoliadau ac mewn ysgolion yn dangos effaith glir y broses o newid ffocws gwaith cymdeithasol ar draws yr is-adran. Caiff y model 'Signs of Safety' ei sefydlu'n gynyddol yn y rhanbarth trwy ein Bwrdd Diogelu rhanbarthol.

Ceir cynnydd bach yn y nifer sydd ar y gofrestr amddiffyn plant. Ceir gostyngiad sylweddol yn nifer y plant a gaiff eu cofrestru fwy nag unwaith. Defnyddir y wybodaeth o'r gofrestr i'n helpu ni i ddeall y mater ac mae hyn yn rhoi hyder i ni fod y system yn gweithio.

Cafwyd gostyngiad siomedig yng nghyfraddau cydymffurfio ag amserlenni newydd y cynadleddau achosion amddiffyn plant yn chwarter olaf y flwyddyn, ac mae hwn yn un mater y byddwn yn ei fonitro'n agos i sicrhau ei fod yn cael ei gywiro'n fuan.

Mae'r gwasanaethau plant yn parhau i wynebu gwasgfeydd cyllidebol mawr, gyda chostau'n gysylltiedig â lleoliadau arbenigol; lletya; plant sy'n gadael gofal a phlant ag anghenion cymhleth yn cynyddu.

Yn ystod y misoedd diwethaf, yn unol â'r ddyletswydd o dan y Ddeddf newydd, rydym wedi bod yn trosglwyddo ein gwasanaeth 'Llinell Gofal' i wasanaeth Gwybodaeth, Cyngor a Chymorth Sir Gaerfyrddin. Dyma'r 'drws ffrynt' ar gyfer gwasanaethau oedolion yn Sir Gaerfyrddin; mae hyn wedi darparu pwynt cyswllt amlddisgyblaethol integredig sydd yn gyfle go iawn i drawsnewid ein model



gwasanaeth cymunedol. Bu mwy o bwyslais ar atal trwy ddarparu cyngor a chymorth amserol i rymuso pobl i'w helpu eu hunain. Rydym wedi datblygu'r Prosiect Braenaru ar gyfer gwasanaeth '111' cenedlaethol, wedi gwella'r defnydd o dechnoleg gynorthwyol, wedi gwella'r modd y caiff gofal ei gydlynu gan y disgyblaethau priodol ac wedi gwella'r wybodaeth yn ymwneud â 'galw a chapasiti' er mwyn llywio'r gwaith o gomisiynu gofal a'r gweithlu sydd ei angen. Bellach ceir tystiolaeth bod hyn yn diwallu'r angen heb ymyrraeth gan wasanaethau gwaith cymdeithasol mwy drud. Nawr bod ein gwasanaethau Llinell Gofal yn ymgyswngwddo â bod yn Gwmni Masnachu Awdurdod Lleol, gall y gwasanaeth hwn ehangu a datblygu ym maes atal wrth i ni ystyried defnyddio tystiolaeth seiliedig ar Ofal Cymdeithasol ac Iechyd Sbaen i ehangu ein gwasanaethau ataliol.

Byddwn yn cynyddu ymhellach y cyflenwad o dai a gofal yn natblygiad Llynnoedd Delta, gan adeiladu ar lwyddiant y datblygiadau Gofal Ychwanegol yn Rhydaman a Chaerfyrddin. Rydym yn cadw ein darpariaeth breswyl fewnol bresennol ac mae gwaith yn mynd rhagddo ar gadarnhau pa fuddsoddiad cyfalaf fydd ei angen i wella'r amgylcheddau ffisegol er mwyn diwallu anghenion y dyfodol. Rydym yn parhau i fod wedi ymrwymo i fuddsoddi mwy nag £20 miliwn ar gyfer canolfan hamdden newydd yn Llanelli, a fydd yn hyrwyddo iechyd a llesiant yn un o'n hardaloedd sy'n wynebu'r heriau mwyaf yn y sir.

Defnyddir sawl ffynhonnell o wybodaeth a gwerthusiadau gennym i ddeall ansawdd swyddogaethau gwasanaethau cymdeithasol a'u heffaith ar fywydau pobl. Mae gennym Fframwaith Rheoli Perfformiad cadarn i sicrhau ein bod yn cydbwysu'r berthynas rhwng y galw am wasanaethau, dyrannu adnoddau, effeithlonrwydd cost a boddhad defnyddwyr gwasanaeth. Mae gan y fframwaith gyfres o fesurau a gaiff eu monitro mewn cyfarfodydd misol ac y profwyd eu bod yn gwella canlyniadau.

Rydym yn parhau i ddatblygu arferion gweithio rhanbarthol ac mae'r strwythur comisiynu ar y cyd â Sir Benfro yn rhan allweddol o'n dull o gyflwyno cyllidebau cyfun ar draws y rhanbarth. Dros y flwyddyn nesaf byddwn yn parhau i osod y sylfeini ar gyfer cyflwyno a datblygu gwasanaethau sydd yn gosod y rheiny sy'n defnyddio ein gwasanaethau wrth wraidd y broses gynllunio.

Mae'r Adolygiad Seneddol i Iechyd a Gofal Cymdeithasol, a sefydlwyd ym mis Ionawr 2018, yn nodi'r weledigaeth dros y pum mlynedd nesaf ar draws Cymru a dylai geisio cyflawni yn erbyn y pedwar nod sy'n gefnogol i'r naill a'r llall sef y system "Nod Pedwarplyg" o ddarparu iechyd a gofal di-dor i Gymru.

Er gwaethaf yr angen am wneud penderfyniadau anodd mewn hinsawdd o lynder ariannol, mae'r Ddeddf Gwasanaethau Cymdeithasol a Llesiant yn rhoi cyfleoedd i ni gydweithio mwy, bod yn fwy arloesol ac yn fwy creadigol wrth ddod o hyd i atebion gyda'r rheiny sy'n defnyddio ein gwasanaethau ac yn y gymuned ehangach. Mae'r lefelau cynyddol o gydweithio gyda'r Bwrdd Iechyd yn argoeli'n dda wrth i ni godi i'r her a chyflawni'r trawsnewidiad sy'n ofynnol ar draws maes iechyd a gofal cymdeithasol.

Rwyf yn falch bod Llythyr Archwilio Blynyddol Cyngor Sir Caerfyrddin yn Adroddiad Gwella Blynyddol 2016/17 Swyddfa Archwilio Cymru (Cyhoeddwyd ym mis Mehefin 2017) yn dweud:

“

Rwy'n fodlon bod gan y Cyngor drefniadau priodol ar waith i sicrhau darbodusrwydd, effeithlonrwydd ac effeithiolrwydd o ran ei ddefnydd o adnoddau ond mae lle i'r Cyngor wneud rhagor o welliannau o hyd.

Perfformiad - Mae'r Cyngor, mewn cydweithrediad â phartneriaid, ac er gwaethaf y pwysau cynyddol ar gyllidebau, yn parhau i wella perfformiad ar draws ei feysydd blaenoriaeth ac wedi cydymffurfio â Mesur Llywodraeth Leol 2009.

”

Rwyf yn Gadeirydd Bwrdd Diogelu Plant Rhanbarthol Canolbarth a Gorllewin Cymru (CYSUR). Partneriaeth strategol yw hon sy'n cynnwys asiantaethau statudol ac anstatudol sydd â chyfrifoldeb am sicrhau bod pobl a dinasyddion Canolbarth a Gorllewin Cymru yn cael eu diogelu'n briodol. Mae Bwrdd Diogelu CYSUR yn gweithio'n agos iawn gyda Bwrdd Diogelu Oedolion Canolbarth a Gorllewin Cymru (CWMPAS).

Mae'r adroddiad blynyddol hwn a gyhoeddwyd ddiwedd mis Gorffennaf yn amlinellu'r cynnydd a wnaed gennym yn erbyn y canlyniadau a osodwyd gan CYSUR fel rhan o'n Cynllun Strategol Blynyddol a gyhoeddwyd ar 31 Mawrth 2017. Mae'r bwrdd wedi aeddfedu dros y flwyddyn ddiwethaf i fod yn un lle mae cydweithredu effeithiol a heriau yn rhan o'i waith bob dydd.

Gallwn ddangos sut yr ydym wedi dylanwadu ar yr agenda Genedlaethol ar addysg ddewisol yn y cartref yn ogystal â safoni'r modd y defnyddir trothwyon wrth amddiffyn plant yn lleol. Mae rheolwyr a staff bellach yn cydweithio'n dda ar draws asiantaethau a'r rhanbarth. Mae'n arbennig o braf i nodi cynnydd ein bwrdd diogelu iau. Mae'r posibilrwydd o'u gweld yn bresennol ym mhob bwrdd yn y dyfodol yn un cyffrous ac yn adlewyrchu'n dda ar y gwaith y maent wedi'i wneud a'r hyder sydd gan y bwrdd yn y bobl ifanc wych hyn.

Roedd sefyllfa gwasanaethau plant Powys yn peri pryder i ni i gyd ond bellach gwelir arwyddion o welliant ac mae'n amlwg erbyn hyn bod y canlyniadau yn gwella. Mae'r gwersi y mae Sir Gaerfyrddin a'r rhanbarth wedi eu dysgu o brofiad Powys yn cynnwys y modd y caiff gwasanaethau sensitif eu rheoli, yr angen hanfodol am gadw staff rheng flaen ac am i asiantaethau osgoi toriadau cyllideb anghymesur ac afrealistig. Rwyf yn hyderus bod y bwrdd diogelu bellach mewn sefyllfa gryfach i herio partneriaid. Yr hyn sy'n hollbwysig yw bod gennym bellach system data ac archwilio i'n galluogi i'n cefnogi a'n herio ein gilydd yn llawer cynharach er mwyn atal pethau rhag mynd o chwith.

Mae'r cydweithio â CWPAS wedi bod yn gadarnhaol gan fod gennym bellach agenda sy'n gyfoethocach ac mae'r gwahanol feysydd ymarfer yn y gwasanaethau oedolion a phlant yn awr yn dechrau cyfoethogi ei gilydd, gydag ymarferwyr yn gweld y manteision o gael ymagwedd 'pob oedran' tuag at amddiffyn plant ac oedolion agored i niwed.

Bydd yna bob amser heriau wrth ddarparu gwasanaethau cymhleth o'r fath ar draws ardal ddaearyddol mor fawr, ond mae'r adroddiad blynyddol hwn yn dangos yn glir bod cynnydd da wedi'i wneud yn y modd y mae CYSUR bellach yn effeithio ar ganlyniadau i blant a phobl ifanc yng Nghanolbarth a Gorllewin Cymru.

Jake Morgan, Cyfarwyddwr Statudol y Gwasanaethau Cymdeithasol



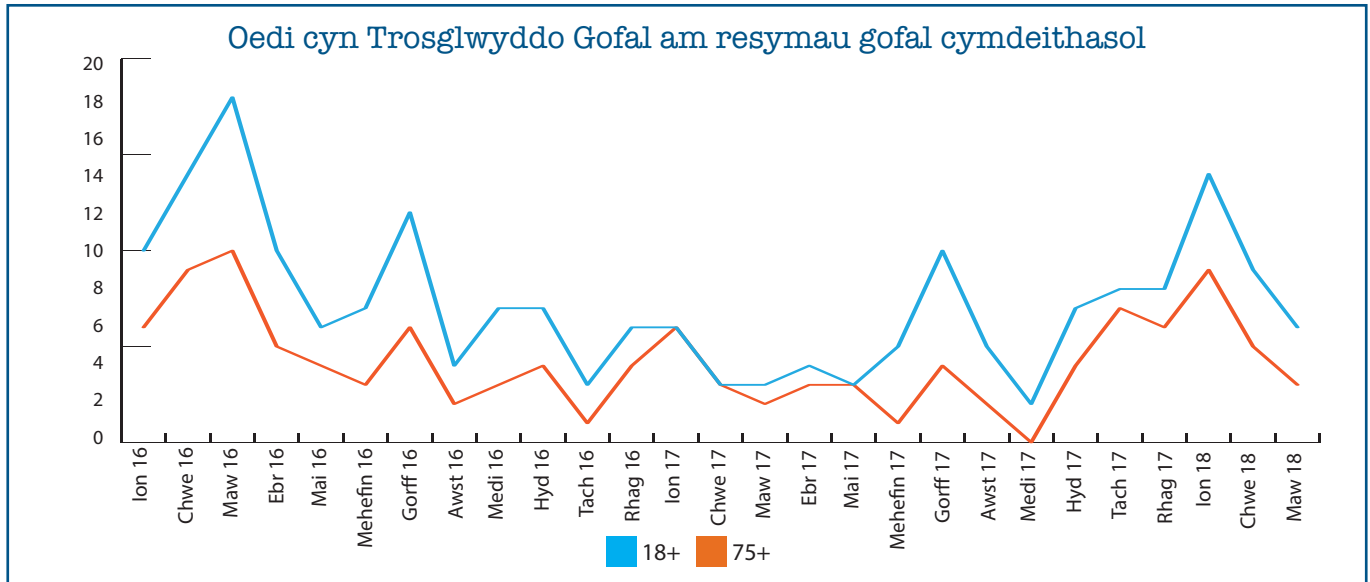


2. Crynodeb o Berfformiad

Perfformiad y Gwasanaethau Oedolion

Cyfanswm y bobl a gefnogwyd gennym yn ystod y flwyddyn oedd 5,412, gyda chyfanswm o 14,446 o wasanaethau wedi'u comisiynu.

Mae'r graff isod yn dangos cyfradd yr achosion o oedi cyn trosglwyddo gofal am resymau gofal cymdeithasol fesul 1,000 o bobl 75 oed a hŷn yn Sir Gaerfyrddin.

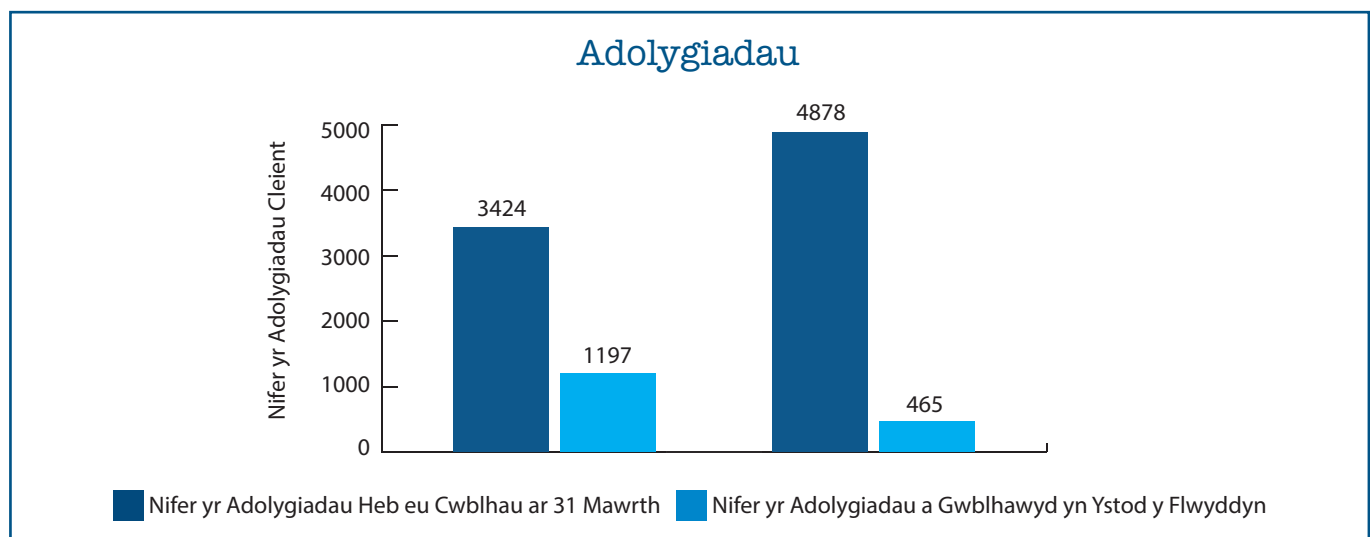


Bu cynnydd bach mewn achosion o oedi cyn trosglwyddo gofal am resymau gofal cymdeithasol, er bod y niferoedd yn aros yr un peth ag yr oeddent yn y blynyddoedd blaenorol.

Adolygiadau

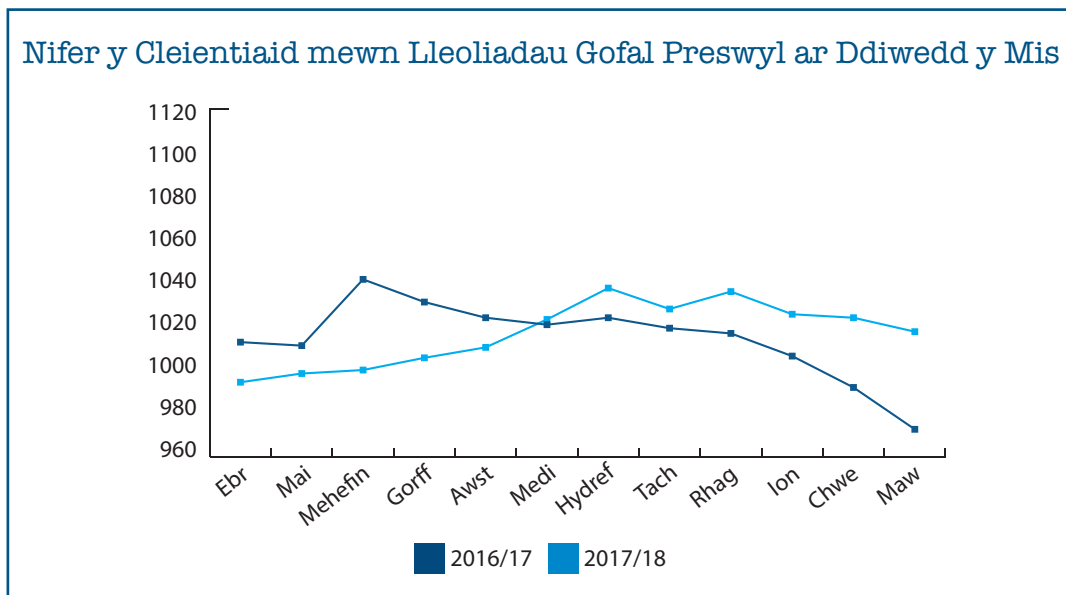
Ar ddiwedd y flwyddyn ariannol mae nifer yr adolygiadau statudol sydd heb eu cwblhau yn isel ar draws yr adran, gyda data'n dangos gwelliant sylweddol mewn perfformiad o gymharu â 2016/17.

Mae'r is-adran Oedolion Hŷn wedi cwblhau cyfanswm o 3,251 o adolygiadau, gyda 465 o adolygiadau heb eu cwblhau ar ddiwedd mis Mawrth. Mae'r is-adran Iechyd Meddwl, Anableddau Dysgu ac Anghenion Cymhleth wedi cynnal cyfanswm o 1,627 o adolygiadau, gyda 3 adolygiad heb eu cwblhau ar ddiwedd y flwyddyn ariannol.



Gofal Preswyl

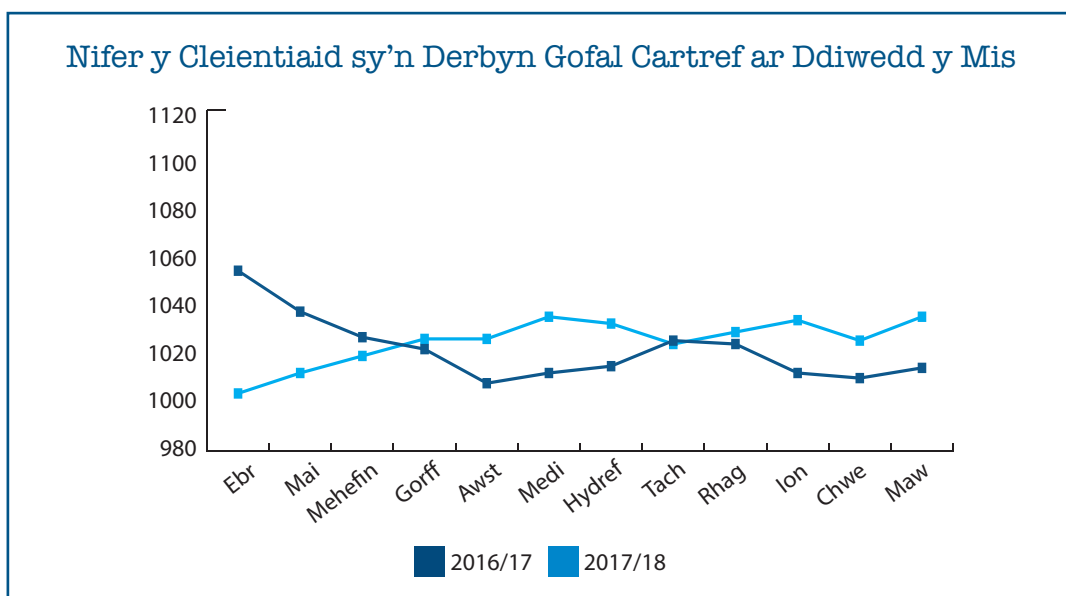
- Lleihad yn y nifer a dderbyniwyd i ofal preswyl hirdymor o 1066 i 1016. Mae data eleni yn dangos tuedd am i lawr yn nifer y derbyniadau o gymharu â data 2016/17, sy'n adlewyrchu ein pwyslais ar gymorth cymunedol ac atal.



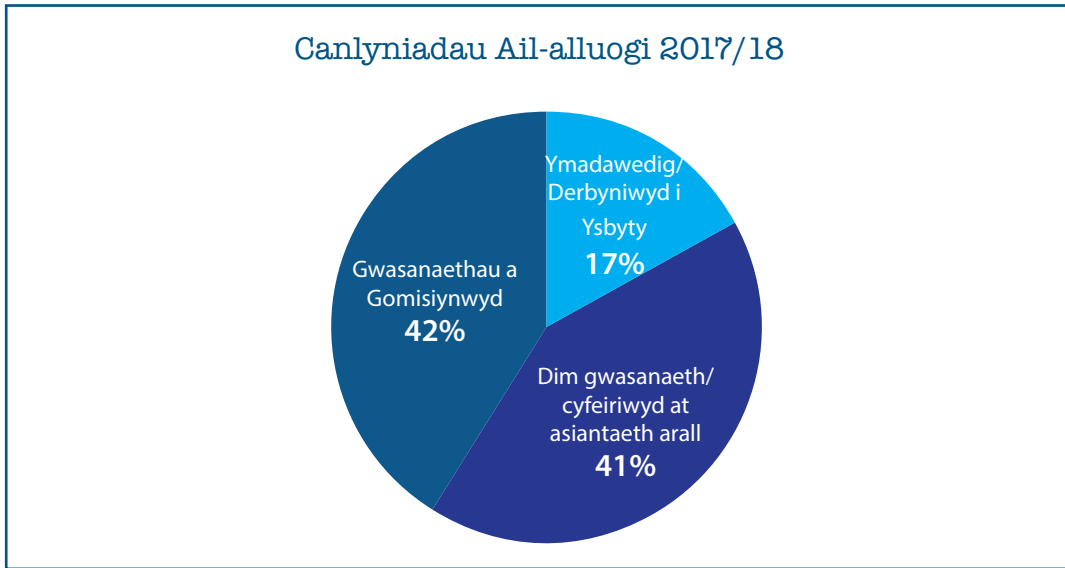
- Hyd cyfartalog arhosiad mewn gofal preswyl oedd 860 diwrnod yn 2017/18, i lawr o 989 diwrnod yn 2016/17. Mae hyn yn adlewyrchu'r oedi mewn derbyniadau preswyl a ysgogwyd gan ein strategaeth rheoli gofal ac atal. Rydym yn cynorthwyo pobl am gyfnod hwy yn eu cartrefi eu hunain.

Gofal Cartref

- Yn 2016/17 bu gostyngiad bach iawn yn y gofal cartref a chymorth a gomisiynwyd, o 1106 i 1049. O gymharu, yn 2017/18 gwelwyd cynnydd yn y gofal cartref a gomisiynwyd, o 1034 i 1079.



Ail-alluogi



Yn dilyn ymyriad ail-alluogi, cafodd 41% o ddefnyddwyr gwasanaeth eu rhyddhau'n llwyddiannus heb fod ganddynt unrhyw anghenion am wasanaeth.

Aeth 42% ymlaen i dderbyn cynllun gofal a chymorth ar gyfer gwasanaethau hirdymor; er bod gofal cartref yn cael ei ddarparu roedd lleihad yn nifer yr oriau a gomisiynwyd.

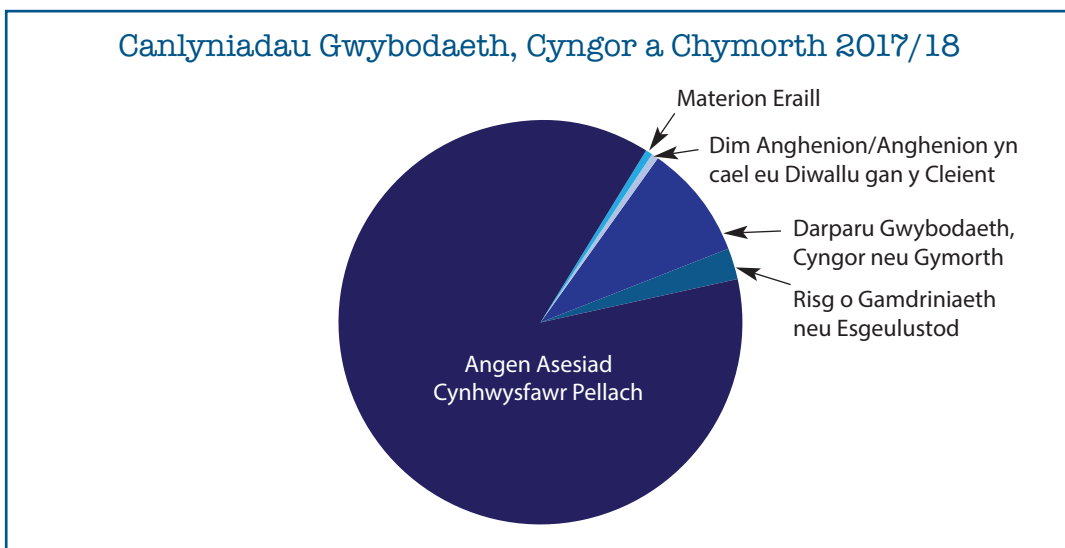
Asesiadau

Llwyddom i gwblhau mwy o asesiadau eleni nag y gwnaethom y llynedd. Nifer yr asesiadau a gwblhawyd ar gyfer oedolion/gofalwyr oedd:

- Asesiadau'r Ddeddf Gwasanaethau Cymdeithasol a Llesiant a gwblhawyd ar gyfer oedolion = 5,147
- Asesiadau'r Ddeddf Gwasanaethau Cymdeithasol a Llesiant a gwblhawyd ar gyfer gofalwyr = 387

Gwybodaeth, Cyngor a Chymorth

Cymerodd tîm Gwybodaeth, Cyngor a Chymorth y Llinell Gofal gyfanswm o 10,565 o alwadau, gan gynorthwyo a chynghori 6,244 o bobl. Isod ceir siart o ganlyniadau cofnodedig pob galwad a gymerwyd gan staff y Llinell Gofal:

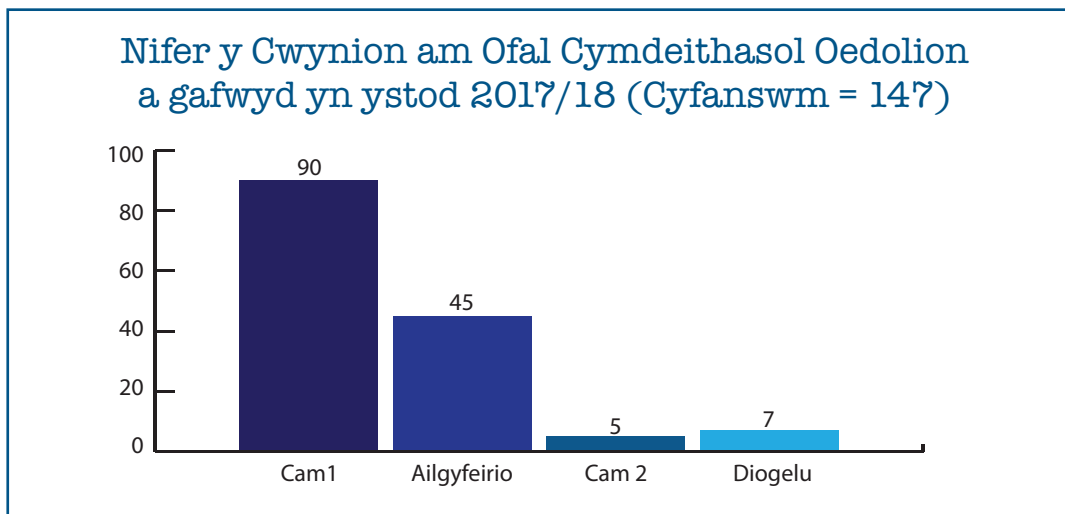


Mae 88% o'r canlyniadau ar gyfer asesiadau a gynhelir gan y gwasanaeth Gwybodaeth, Cyngor a Chymorth yn nodi bod "Angen Aseiad Cynhwysfawr Pellach" - mae'r rheiny sy'n delio â galwadau yn y tîm Gwybodaeth, Cyngor a Chymorth yn sbarduno aseiad â'r tîm perthnasol sydd wedyn yn asesu anghenion yr unigolyn ymhellach. Mae staff y Llinell Gofal hefyd yn darparu Gwybodaeth, Cyngor neu Gymorth lle bo angen, ac mae hyn yn cyfrif am 9% o'r canlyniadau lle caiff ymholiadau eu cyfeirio at y lle gorau er mwyn diwallu'r anghenion a asesir. Ceir hefyd Swyddog Diogelu ar Ddyletswydd a leolir ochr yn ochr â'r tîm Gwybodaeth, Cyngor a Chymorth a lle mae'r sawl sy'n delio â galwadau yn nodi unrhyw risg o gamdriniaeth neu esgeulustod, caiff yr achos ei drosglwyddo at ddeilydd y swydd arbenigol hon.

Cwynion a Chanmoliaeth

Rydym wastad yn ceisio datrys cwynion yn gynnar gan sicrhau cyfarfodydd wyneb yn wyneb â'r sawl sy'n gwneud y gŵyn. Pan dderbynnir cwyn newydd caiff rheolwyr y gwasanaeth wybod am hyn yn gynnar i'w helpu i nodi unrhyw faterion, ac mae hyn yn rhoi adborth defnyddiol i ni. Mae'r cwynion a'r ganmoliaeth a geir gan ddefnyddwyr gwasanaeth a'u teuluoedd yn ein helpu i bennu'r meysydd y gallem eu gwella a'r meysydd yr ydym yn perfformio'n dda ynddynt.

Yn ystod 2017/18, nifer yr unigolion a dderbyniodd wasanaeth oedd 5,839. Cafwyd 147 o gwynion yn ymwneud â gwasanaethau cymdeithasol oedolion, a chafwyd 106 o ganmoliaethau. O'r cwynion hyn, ymchwiliwyd i 61% ar gam datrysiad lleol 1, gyda 3% yn mynd ymlaen i ymchwiliad ffurfiol ar gam 2. Cofnodwyd bod 31% o'r cwynion a dderbyniwyd yn cael eu hailgyfeirio naill ai gan nad oedd yr achwynydd yn dymuno mynd trwy weithdrefn gwyno ffurfiol neu gan nad oedd y gŵyn yn dod o dan y gofynion statudol.



Trefniadau Diogelu rhag Colli Rhyddid (DOLS)

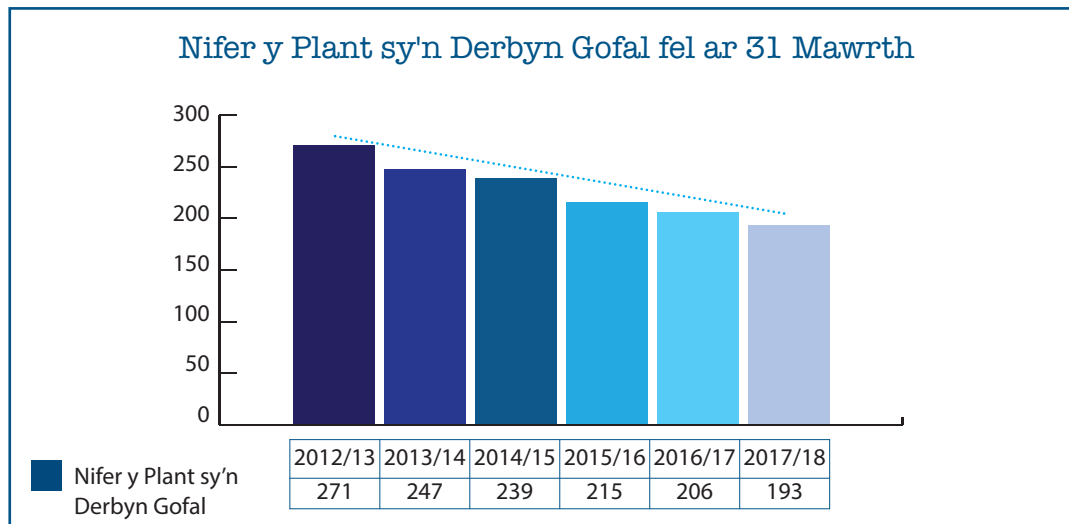
Mae'r perfformiad mewn perthynas â Threfniadau Diogelu rhag Colli Rhyddid wedi gwella'n sylweddol dros y flwyddyn. Mae Dyfarniad y Goruchaf Lys a ostyngodd y trothwyau ar gyfer Trefniadau Diogelu rhag Colli Rhyddid yn 2014 wedi cael effaith arwyddocaol ar y timau gwaith cymdeithasol gyda nifer yr atgyfeiriadau wedi cynyddu ddengwaith yn Sir Gaerfyrddin. Ar 31 Mawrth roedd yna 395 ar y rhestr aros ar gyfer aseiad DoLS; mae hyn i lawr o 623 y flwyddyn flaenorol ac yn adlewyrchu'r sefyllfa genedlaethol.

Diogelu

Mae'r prosesau diogelu wedi cael eu symleiddio a chyflwynwyd systemau newydd i fonitro perfformiad yn fwy effeithiol a galluogi penderfyniadau mwy gwybodus ac amserol i gael eu gwneud. Mae canran yr ymholiadau amddiffyn oedolion a gwblhawyd o fewn y cyfnod o 7 diwrnod wedi cynyddu o 75.3% yn 2016/17 i 92.54% yn 2017/18.

Perfformiad y Gwasanaethau Plant

Rydym wedi parhau i weld gostyngiadau yn nifer y plant sy'n derbyn gofal flwyddyn ar ôl blwyddyn (er gwaethaf y ffaith fod y niferoedd yn parhau i godi'n genedlaethol) o 271 yn ystod 2012/13 i 193 ar 31/3/18 (gostyngiad o 28.7%). Mae cyfradd ein plant sy'n derbyn gofal fesul 10,000 o'r boblogaeth o dan 18 oed yn Sir Gaerfyrddin yn un o'r rhai isaf, sef 56 o gymharu â 95 (canlyniad Cymru gyfan 16/17). Mae ail-ffocysu gwaith y timau gwaith cymdeithasol rheng flaen fel eu bod yn gweithio mewn 'podiau', a'r pwyslais cynyddol a roddir ar waith ataliol, wedi helpu i gyflawni hyn.



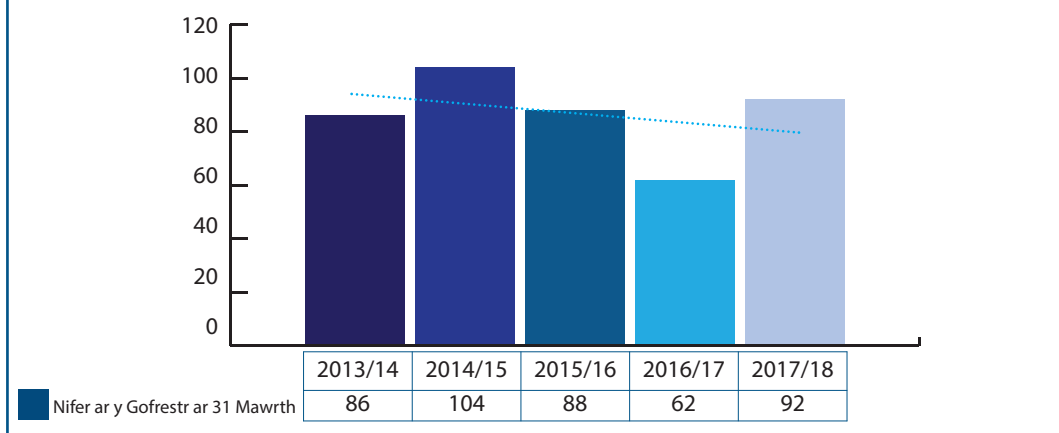
Mae'r holl dimau gofal plant bellach wedi gweithredu'r model systemig o ddarparu gwasanaethau gwaith cymdeithasol, gan ymgorffori'r model ymarfer 'Signs of Safety' (SoS). Mae'r uwch-reolwyr yn parhau i archwilio asesiadau yn fisol, a rhoddir adborth i reolwyr a gweithwyr am gryfderau a meysydd i'w gwella. Cynhaliwyd gweithdai gyda gweithwyr cymdeithasol, a roddodd gyfle i archwilio ffyrdd o wella ansawdd a phrydlondeb asesiadau yn unol â'r Ddeddf Gwasanaethau Cymdeithasol a Llesiant.

- Cwblhawyd 89.7% o asesiadau o fewn yr amserlenni statudol yn ystod 2017/18 (o gymharu ag 82.9% yn ystod 2016/17)
- Yn ystod 2016/17 cwblhawyd 99.5% o Adolygiadau Amddiffyn Plant o fewn yr amserlenni o gymharu â 95.7% yn ystod 2017/18
- Yn ystod 2016/17 cwblhawyd 93.5% o Adolygiadau Plant sy'n Derbyn Gofal o fewn yr amserlenni o gymharu ag 8.9% yn 2017/18
- Yn ystod 2016/17 cwblhawyd 80.9% o Adolygiadau Gofal a Chymorth o fewn yr amserlenni o gymharu â 71.2% yn 2017/18

Mae'r uchod i gyd yn adolygiadau amlasiantaeth. Efallai y bydd angen eu canslo ar fyr rybudd oherwydd nifer o resymau e.e. presenoldeb staff annigonol yn yr asiantaeth, salwch - rhiant/plentyn/asiantaeth arall/gweithiwr gofal plant ac ati. Nid yw'r adolygiadau bellach yn fesur Llywodraeth Cymru felly ni ellir eu cymharu'n genedlaethol, ond roeddem o'r farn eu bod yn fesurau pwysig a chânt eu cadw'n lleol.

Gwelwyd gostyngiad sylweddol yn nifer y plant ar y gofrestr amddiffyn plant yn ystod 2016/17 yn dilyn dechrau gweithredu'r model 'Signs of Safety'. Fodd bynnag, er bod y niferoedd wedi codi eto eleni (92 ar 31 Mawrth 2018), nid yw hyn yn annisgwyl oherwydd gall niferoedd amrywio wrth i systemau gael eu sefydlu. Mae hi hefyd yn bwysig nodi, ers cyflwyno cyfarfodydd rhwydwaith teuluoedd yn gynnar a rhoi cymorth dwys lle bo angen, fod canran yr ail-gofrestrïadau wedi gwella o 10.4% (10 plentyn) yn ystod 2016/17 i 0.7% (1 plentyn) yn ystod 2017/18.

Plant ar y Gofrestr Amddiffyn Plant fel ar 31 Mawrth

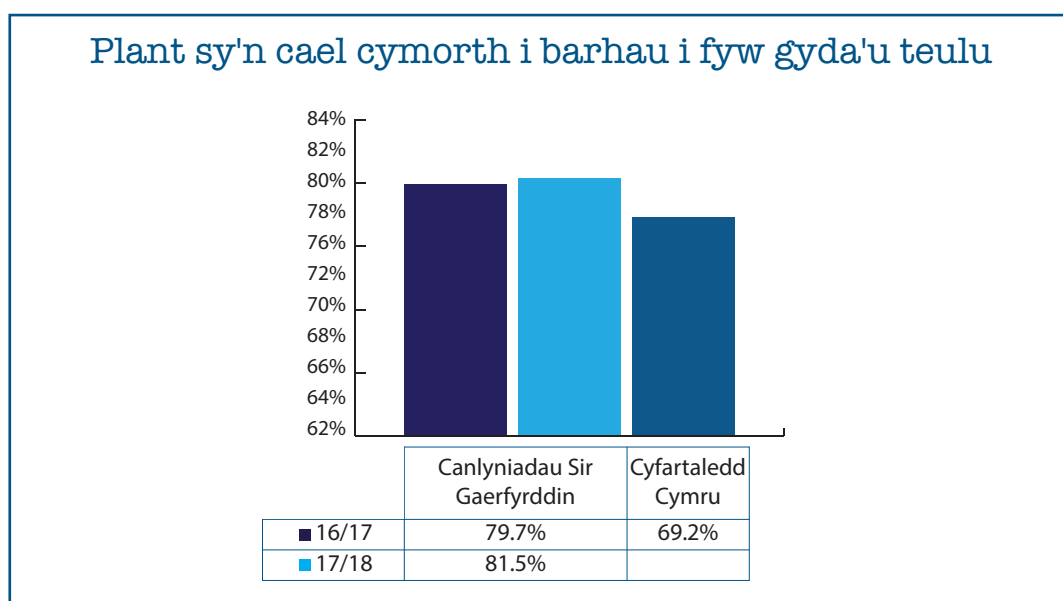


- Teimlai 82% o rieni eu bod wedi cael eu cynnwys yn weithredol ym mhob penderfyniad am y modd yr oedd gofal a chymorth eu plentyn (plant) yn cael ei ddarparu.
- Dywedodd 81% o blant eu bod yn fodlon â'r gofal a'r cymorth a gawsant.

(Arolwg blynyddol o wasanaethau gofal a chymorth 2017/18)

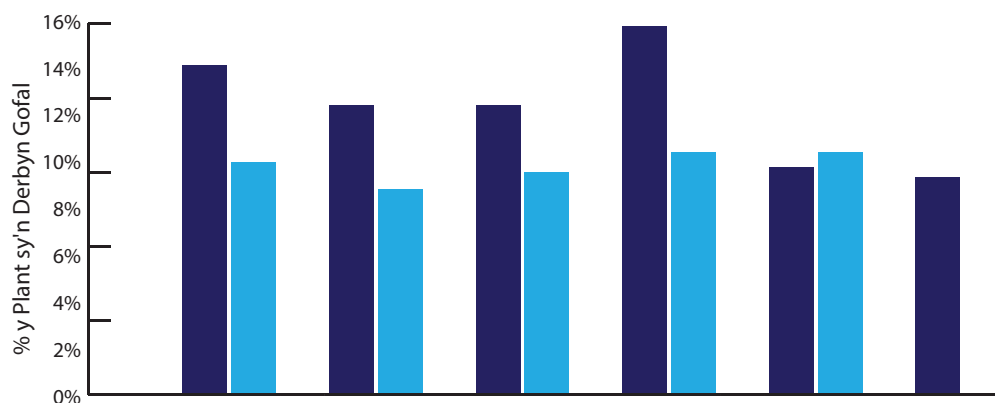
Mae ein ffocws ar wasanaethau ataliol wedi bod yn effeithiol ac wedi ein galluogi ni i gynorthwyo mwy o blant yn y cartref, gan atal yr angen am ymyrraeth fwy ffurfiol.

Plant sy'n cael cymorth i barhau i fyw gyda'u teulu



Yn ystod y ddwy flynedd ddiwethaf mae sefydlogrwydd lleoliadau ein plant sy'n derbyn gofal wedi gwella'n sylweddol, gyda gostyngiad o 6% yng nghanran y plant sy'n derbyn gofal a symudodd leoliad 3 gwaith neu fwy, o 14.9% ar 31/3/16 i 8.8% ar 31/3/18.

% y Plant sy'n Derbyng Gofal ar 31 Mawrth sydd wedi newid lleoliad 3 gwaith neu fwy yn ystod y flwyddyn

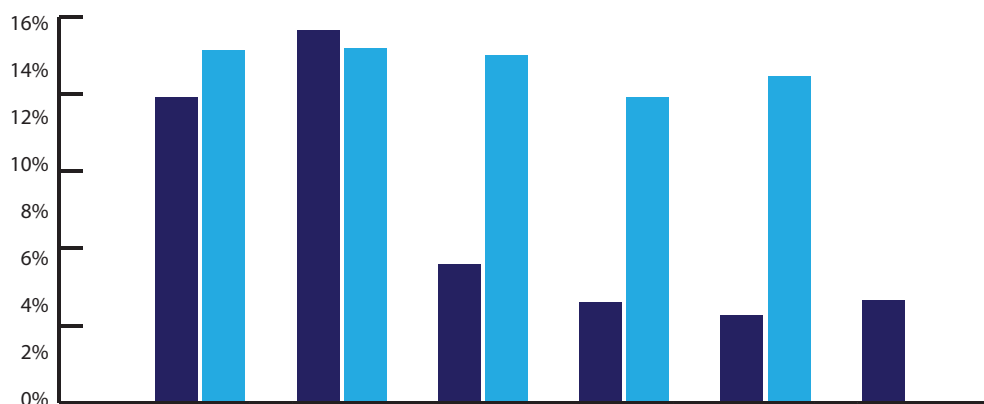


	12/13	13/14	14/15	15/16	16/17	17/18
■ Sir Gaerfyrddin	13.3%	11.7%	11.7%	14.9%	9.2%	8.8%
■ Cyfartaledd Cymru	9.4%	8.3%	9.0%	9.8%	9.8%	

(* above data excludes V1 planned series of short-term breaks)

Rydym wedi parhau i berfformio'n dda wrth gadw plant sy'n derbyn gofal yn yr un ysgol. Roedd 4.0% o blant wedi newid ysgol un neu fwy o weithiau yn ystod 2017/18 (5 allan o 124 o blant). Gwnaethom berfformio'n well na chyfartaledd Cymru yn ystod 2016/17 (12.7%).

% y Plant sy'n Derbyng Gofal ar 31 Mawrth sydd wedi newid ysgol unwaith neu fwy yn ystod y flwyddyn




	12/13	13/14	14/15	15/16	16/17	17/18
■ Sir Gaerfyrddin	11.9%	14.5%	5.4%	3.9%	3.4%	4.0%
■ Cyfartaledd Cymru	13.7%	13.8%	13.5%	11.9%	12.7%	

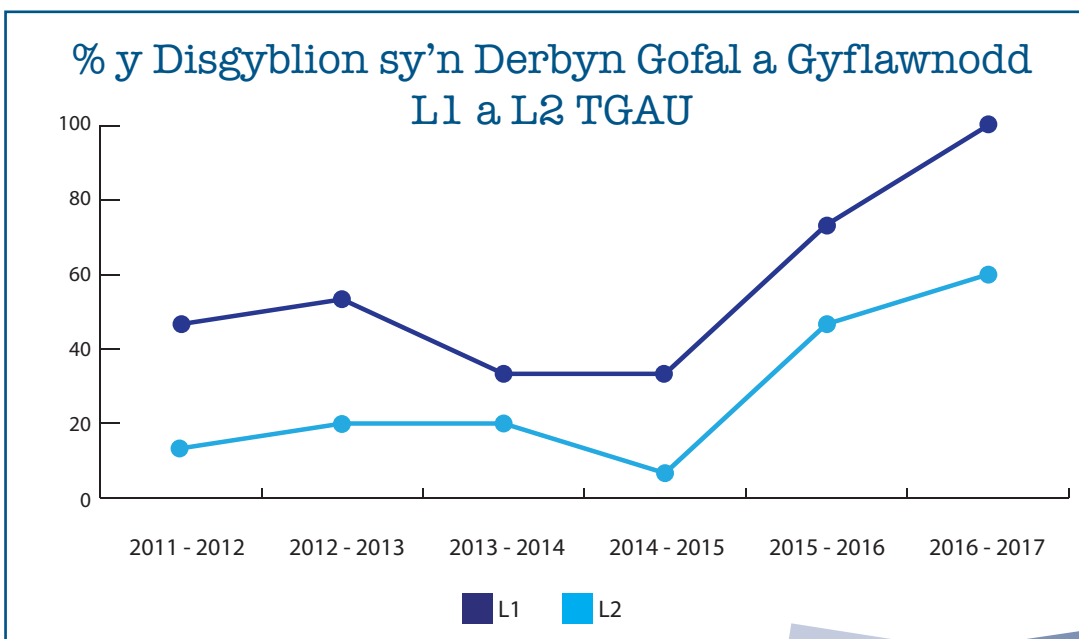
Cyflawnodd yr holl blant, gan gynnwys y rheiny sy'n derbyn gofal pan yn 15 oed (fel ar yr 31ain Awst blaenorol) gymhwyster allanol cymeradwy.

Mae cyrhaeddiad addysgol plant sy'n derbyn gofal yn Sir Gaerfyrddin wedi bod yn gyson uwch na chyfartaledd Cymru gyfan ers nifer o flynyddoedd. Yn 2017 gwnaeth llai nag 20% o ddisgyblion blwyddyn 11 a oedd yn derbyn gofal yng Nghymru adael addysg statudol gyda'r lefel 2 cynhwysol (Estyn 2017) o gymharu â 54.6% o'r holl ddisgyblion yng Nghymru.

Fodd bynnag, yn Sir Gaerfyrddin cyrhaeddodd 31.5% o ddisgyblion sy'n derbyn gofal y lefel 2 cynhwysol. Er bod angen i ni wella ar hyn yn Sir Gaerfyrddin pryd y cyflawnodd 57.8% o'r holl ddisgyblion lefel 2, rydym yn falch ein bod wedi rhagori ar gyfartaledd Cymru gyfan yn ogystal â'r cyfartaledd o 20% ar draws consortia ERW.



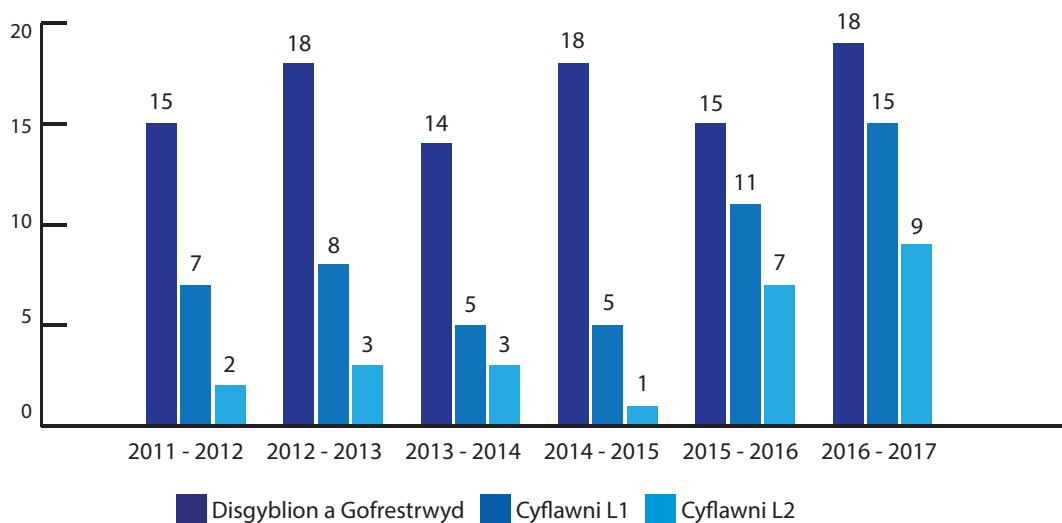
Dros y blynyddoedd mae'r awdurdod lleol wedi archwilio sawl ffordd o gefnogi a gwella cyrhaeddiad addysgol plant sy'n derbyn gofal. Ar hyn o bryd cynigir ystod o adnoddau addysgol i'r disgyblion, tiwtoriaeth ychwanegol, gweithgareddau cyfoethogi a mentora. Yn ystod y 3-4 blynedd diwethaf mae Sir Gaerfyrddin wedi defnyddio ei grant datblygu disgyblion ar gyfer plant sy'n derbyn gofal i gefnogi a hyfforddi staff ysgolion. Ymddengys fod hyn wedi cael yr effaith fwyaf arwyddocaol o gymharu â mentrau eraill. Mae canlyniadau Cyfnod Allweddol 4 (TGAU) hefyd ar gynydd.



Ar hyn o bryd mae gan 73 o ysgolion yn Sir Gaerfyrddin ddisgyblion sy'n derbyn gofal. Mae staff ym mhob un o'r 73 o ysgolion wedi cael hyfforddiant mewn deall effaith trawma, camdriniaeth ac esgeulustod ar ddysgu. Mae 54 o ysgolion wedi cael hyfforddiant ar gyfer yr ysgol gyfan. Mae cyfanswm o 1,689 o staff ysgolion wedi cael ystod o hyfforddiant cysylltiedig mewn cymhwyso egwyddorion ymwybyddiaeth o ymlyniad yn yr ystafell ddosbarth gan gynnwys hyfforddiant emosiynol, chwarae perthynol, meddwlgarwch a therapi lego.



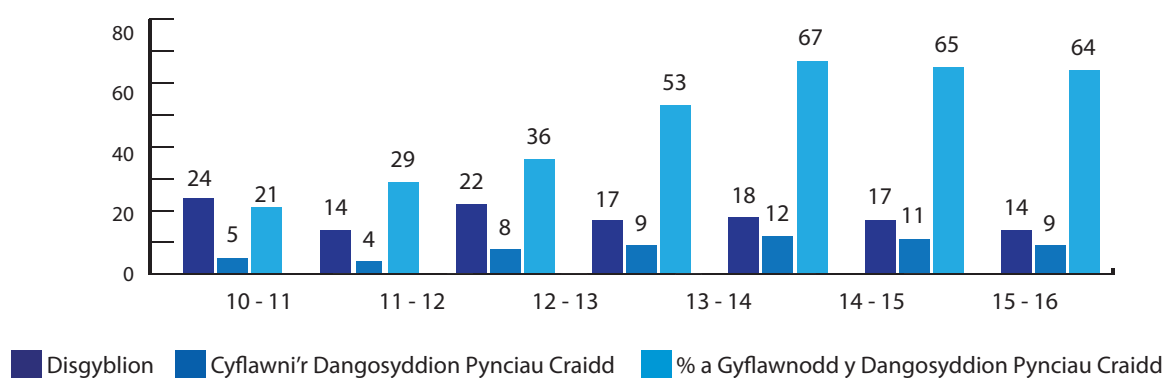
Canlyniadau TGAU



Yn ychwanegol at dderbyn hyfforddiant mae 289 o staff wedi derbyn cefnogaeth 1:1 yn yr ystafell ddosbarth i weithredu ymyriadau positif ar gyfer plant sy'n dioddef ymddygiadau sy'n herio. Mae'r lefel hon o gymorth dwys wedi cael derbyniad gwresog gan ysgolion, ac ymddengys fod y gwaith cychwynnol o fonitro data yn dangos ei bod yn cael effaith sylweddol ar wella canlyniadau plant sy'n derbyn gofal.

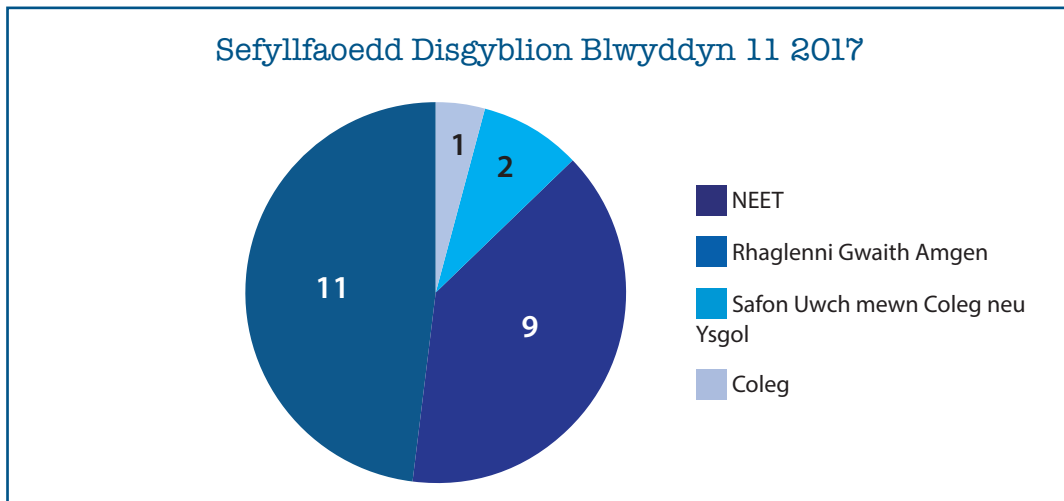
Yng Nghyfnod Allweddol tri, cyflawnodd 88.4% o ddisgyblion yn Sir Gaerfyrddin y dangosyddion pynciau craidd o gymharu ag 87.4% ledled Cymru. Cyfartaledd Cymru gyfan oedd bod 46% o blant sy'n derbyn gofal wedi cyflawni'r dangosyddion pynciau craidd yn 2016/17 ac yn Sir Gaerfyrddin, roedd 64% o'r plant sy'n derbyn gofal wedi cyrraedd hyn, gan ragori o dipyn ar gyfartaledd Cymru gyfan.

Cyrhaeddiad CA3



Ar draws Cymru, nid oedd 45% o'r plant sy'n derbyn gofal yn ymwneud ag addysg, cyflogaeth na hyfforddiant (NEET) ar eu pen-blwydd yn 19 oed (Estyn 2017). Dim ond 1 disgybl sy'n derbyn gofal yn Sir Gaerfyrddin, ym mlwyddyn 11, nad oedd mewn addysg, cyflogaeth na hyfforddiant ym mis Medi 2017.

Sefyllfaoedd Disgyblion Blwyddyn 11 2017



Darparwyd cymorth a hyfforddiant dwys i Ganolfan Dysgu ac Addysgu Sir Gaerfyrddin lle mae 38% o'r disgyblion yn derbyn gofal. Mae'r ymyriad hwn wedi lleihau nifer y disgyblion sy'n gwrthod gwersi a nifer yr achosion lle mae angen gwaharddiad.

Mae'r Gwasanaeth Lles Addysg wedi parhau i ddarparu cefnogaeth barhaus i ysgolion ar faterion presenoldeb. Maent yn parhau i gynnal rhyngwyneb llwyddiannus gyda'r Tîm o Amgylch y Teulu a defnyddio modelau ymgysylltu â'r teulu i gynnwys teuluoedd mewn addysg a dysgu o'r newydd. Mae'r tîm Rhianta Corfforaethol, Cam Nesaf, yn darparu ystod gynyddol o hyfforddiant a chymorth i bobl sy'n gadael gofal er mwyn helpu i leihau nifer y bobl nad ydynt mewn addysg, cyflogaeth na hyfforddiant (NEET).

Gyda golwg ar ein pobl sy'n gadael gofal - Yn ystod 2017/18:

- Mae 72.2% o'r rheiny a adawodd ofal yn ystod 2016/17 yn parhau mewn addysg, hyfforddiant neu gyflogaeth 12 mis ar ôl gadael gofal (h.y. 13 allan o 18 o bobl ifanc). (SCC/34a)
- Mae 64.3% o'r rheiny a adawodd ofal yn ystod 2015/16 yn parhau mewn addysg, hyfforddiant neu gyflogaeth 24 mis ar ôl gadael gofal (h.y. 10 allan o 12 o bobl ifanc). (SCC/34b)
 - Mae 38 o'r rheiny a adawodd ofal wedi cofrestru ar gyfer Addysg Bellach (coleg neu 6ed Dosbarth)
 - Cafodd 14 waith parhaol
 - Roedd 17 yn mynychu hyfforddiant amser llawn
 - Cofrestrodd 6 ar gyrsiau prifysgol israddedig
 - Roedd 5 yn mynychu lleoliadau gwaith gyda thâl
 - Llwyddodd 10 i basio eu prawf theori neu'u prawf gyrru
 - Cyflawnodd 28 gymwysterau cyflogadwyedd
 - Roedd 35 o bobl ifanc yn byw'n annibynnol



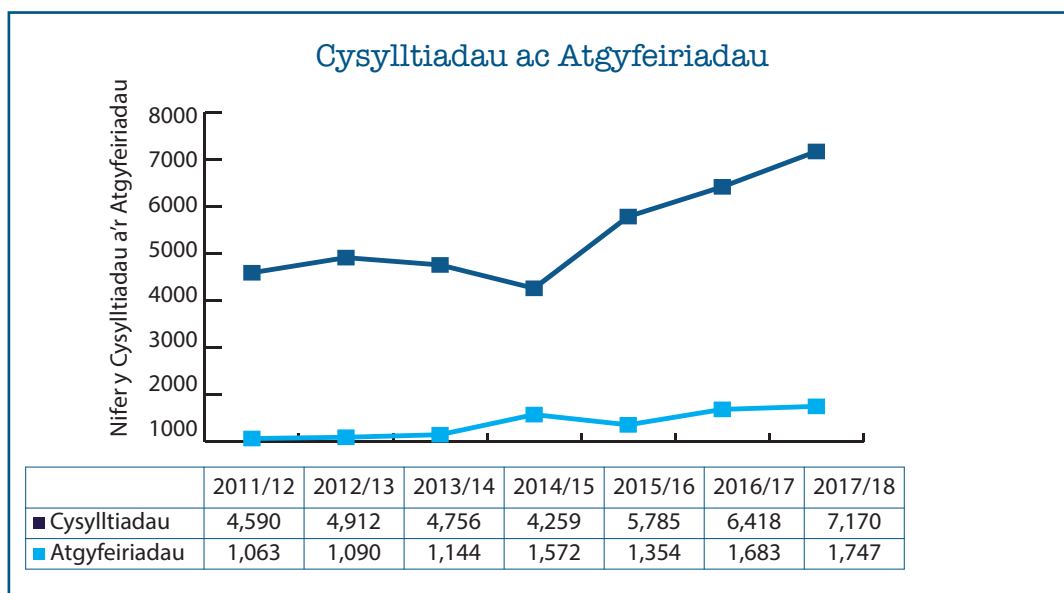
Mae Gwasanaeth Mabwysiadu Rhanbarthol Canolbarth a Gorllewin Cymru yn parhau i berfformio'n dda, er gwaethaf yr heriau yn sgil maint ac amrywiaeth y rhanbarth. Eleni gwelwyd cynnydd sylweddol yn nifer y plant y ceir cynllun i'w mabwysiadu, a hynny'n rhanbarthol ac yn genedlaethol. Felly, y flaenoriaeth ar gyfer 2017/18 yw recriwtio mwy o fabwysiadwyr fel nad yw'r plant yn profi oedi, a sicrhau bod modd eu lleoli o fewn y rhanbarth lle bynnag y bo hynny'n bosibl.

Yn ogystal â chynyddu nifer y mabwysiadwyr, mae gweithredu'r Fframwaith Taith Bywyd a'r Fframwaith Cymorth Mabwysiadu yn flaenoriaethau ar gyfer y gwasanaeth wrth edrych tua'r dyfodol.

Yn ystod 2017/18:

- Gwnaed 46 o benderfyniadau y 'dylid rhoi plant' i'w mabwysiadu
- Cyflwynwyd 43 o orchmynion lleoli
- Cafodd 35 o blant eu 'rhoi i'w mabwysiadu'
- Cyflwynwyd 22 o orchmynion mabwysiadu
- Cafodd 38 o blant eu rhoi gyda mabwysiadwyr

Mae'r flwyddyn wedi bod yn un heriol, gyda chynnydd yn y galw am wasanaethau mewn cyfnod o gyni cyllidol. Unwaith eto eleni gwelsom gynnydd yn nifer yr atgyfeiriadau; mae hyn o ganlyniad i godi mwy o ymwybyddiaeth ar draws asiantaethau gan gynnwys hyfforddiant mewn ysgolion, ynghyd â'r cyhoeddusrwydd yn dilyn gweithredu'r Ddeddf Gwasanaethau Cymdeithasol a Llesiant.



Ein nod yw rhoi'r dechrau gorau mewn bywyd i bob plentyn a gwella ei brofiadau yn gynnar mewn bywyd. Mae 1832 o blant (0-3 oed) sy'n byw mewn cymunedau difreintiedig yn gallu elwa ar y rhaglen Dechrau'n Deg ar draws 17 ardal ddaearyddol yn y sir. Mae'r gwaith o ehangu i Rydaman bellach wedi'i gwblhau. Mae'r buddsoddiadau cyfalaf a dderbyniwyd wedi golygu bod modd creu swyddfeydd Dechrau'n Deg newydd yn Rhydaman gyda Chanolfan Gyswilt gyfunol ar gyfer teuluoedd, ynghyd â chyfleuster gofal plant newydd yng Nghanolfan Deulu Pen Rhos (yn Ysgol Penrhos sydd newydd agor).

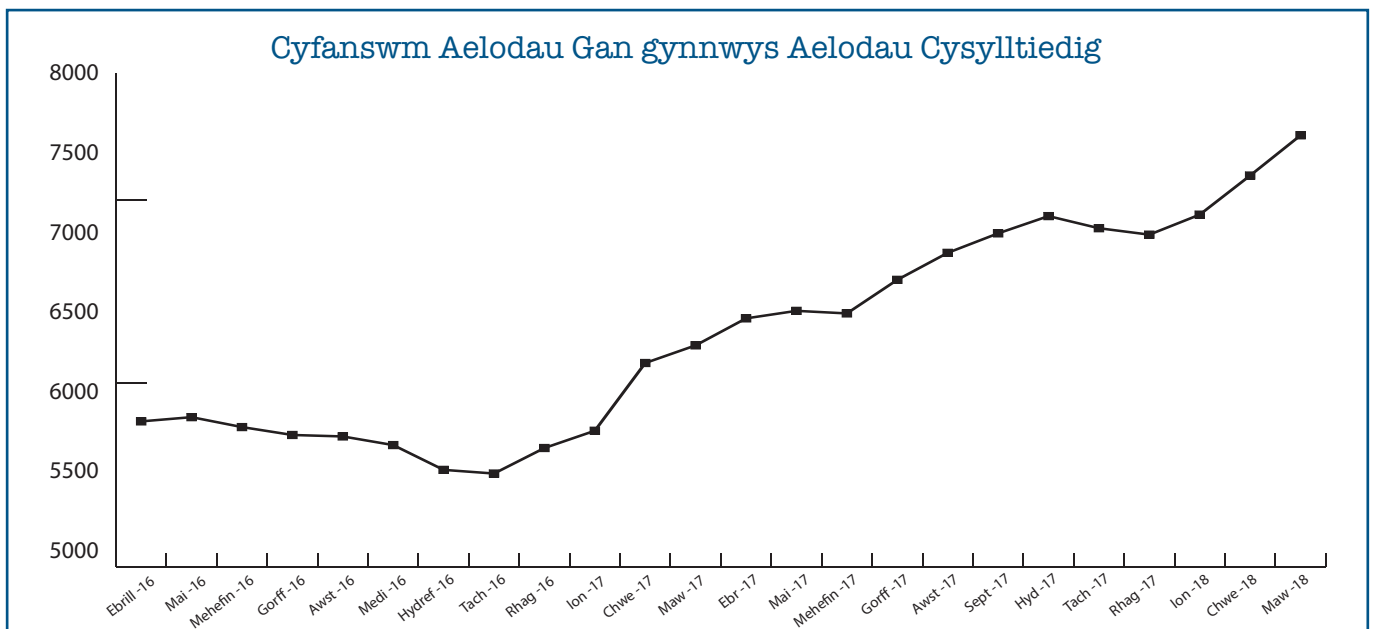
- Cafodd 9771 o unigolion gymorth gan Teuluoedd yn Gyntaf yn ystod 2017/18, sydd yn gynnydd o'r flwyddyn flaenorol (8,626). Cafodd 4860 o unigolion newydd gymorth.
- Cynhaliwyd 1224 o Fframweithiau Asesu Teuluoedd ar y Cyd gan asiantaethau sengl, ac aeth 119 ohonynt ymlaen i'r Tîm o Amgylch y Teulu.
- Bu Gweithwyr Allweddol y prosiectau Teuluoedd yn Gyntaf yn gweithio gyda 184 o Gynlluniau Tîm o Amgylch y Teulu.
- Caewyd 873 Fframwaith Asesu Teuluoedd ar y Cyd gyda symudiad ymlaen o 703 (80%) ar yr offeryn pellter a deithiwyd.

- Cafodd 60 o achosion eu camu i fyny i'r gwasanaethau plant, a chafodd 127 o achosion eu camu i lawr o'r Gwasanaethau Plant i Teuluoedd yn Gyntaf.
- Roedd Gweithwyr Allweddol o brosiect a gomisiynwyd gan Teuluoedd yn Gyntaf yn gyfrifol am y rhan fwyaf o'r cynlluniau Tîm o Amgylch y Teulu.

Yn ystod y ddwy flynedd ddiwethaf mae sefydlogrwydd lleoliadau ein plant sy'n derbyn gofal wedi gwella'n sylweddol, gyda gostyngiad o 6% yng nghanran y plant sy'n derbyn gofal a symudodd leoliad 3 gwaith neu fwy, o 14.9% ar 31/3/16 i 8.8% ar 31/3/18.

Perfformiad Iechyd a Llesiant

Yn dilyn buddsoddi gwerth miliwn o bunnoedd i wella darpariaeth lechyd a Ffitrwydd y sir, gan greu mwy o le a chyflwyno cyfarpar ffitrwydd newydd o'r radd flaenaf, mae'r amgylcheddau a'r ymarferion ar eu newydd wedd wedi cael derbyniad da iawn gan gwsmeriaid newydd a chwsmeriaid presennol. Trwy alluogi cysylltedd â chyfryngau cymdeithasol ac apiau ffitrwydd, gall pobl bersonoli lleoliadau a dewis o blith ystod enfawr o sianeli/ffrydiau teledu/radio, sy'n caniatáu iddynt ymarfer yn 'rhithwir' mewn amrywiaeth o leoliadau deniadol ar draws y byd a chymaint mwy. Mae hyn wedi arwain at gynnydd o 18% yn nifer yr aelodau (6206 i 7346) a chynnydd o 23% mewn incwm (o £978k i £1.2m).



Y Cynllun Cenedlaethol i Atgyfeirio Cleifion i Wneud Ymarfer Corff

Caiff y Cynllun Cenedlaethol i Atgyfeirio Cleifion i Wneud Ymarfer Corff ei ariannu gan lechyd Cyhoeddus Cymru a'i redeg mewn partneriaeth â'r Awdurdod Lleol, gyda'r nod o leihau nifer y bobl sydd mewn perygl o ddatblygu Clefydau Coronaidd y Galon, cynyddu gweithgarwch corfforol, a gwella iechyd meddwl a llesiant.

Mae gan yr Awdurdod Lleol ffordd arloesol ac effeithiol o ymdrin ag achosion a gaiff eu hatgyfeirio gan Feddygon Teulu at ymyrraeth gweithgarwch corfforol (yn seiliedig ar swyddogaeth yn hytrach na'u cyflwr), gan wella sgiliau staff ffitrwydd hamdden prif ffrwd er mwyn cadw'r atgyfeiriadau hyn yn Weithredol trwy gydol hyd oes y cynllun.

Cawsom 1510 o atgyfeiriadau yn 2017/18, cymerodd 53.8% o'r rhain ran yn y cynllun a chwblhaodd 45.6% ohonynt y rhaglen 16 wythnos o hyd.

Rydym hefyd wedi ehangu'r llwybr i ddarparu ar gyfer darpar famau a rhoi pwyslais ar y rheiny sydd mewn perygl mawr o gael codwm a buddsoddi ynddynt. O ganlyniad bu cynnydd o 104% yn nifer yr atgyfeiriadau sy'n gysylltiedig â chodwmau yn ystod y flwyddyn ddiwethaf. Amcangyfrifir bod pob codwm a gaiff ei atal yn arbed £35k yn y sector iechyd, sydd felly'n arwain at arbedion o hyd at £2.4 miliwn.

Dyfyniadau gan bobl sydd wedi cwblhau'r rhaglen Cynllun Cenedlaethol i Atgyfeirio Cleifion i Wneud Ymarfer Corff:

“

Mae'r cynllun wedi bod yn wych. Mae wedi trawsnewid fy mywyd yn llwyr, nid yn unig yn gorfforol ond yn emosiynol hefyd. Mae fy mhwyseidd gwaed yn is ac felly hefyd fy ngholesterol. Rwyf wedi colli dwy stôn, ac allai ddim credu fy mod yn 59 oed pan wnes i ddarganfod gwir fanteision ymarfer corff. Diolch i'r holl hyfforddwyr am eu hamynedd a'u cefnogaeth parhaus.

”

3. Beth y mae eraill yn ei ddweud wrthym am ein gwasanaethau?

Arolygon ac Ymgynghoriadau

Yn dilyn gweithredu Deddf Gwasanaethau Cymdeithasol a Llesiant Cymru, mae'n ofynnol i Awdurdodau Lleol gasglu gwybodaeth ansoddol am bobl sy'n defnyddio eu Gwasanaethau Gofal Cymdeithasol drwy holiadur blynyddol. Cynhaliwyd yr arolwg Gofal Oedolion rhwng mis Medi a mis Hydref 2017. Roedd gan bawb a gymerodd ran yn yr arolwg gynllun cymorth neu roeddent yn derbyn gwasanaethau gan yr awdurdod lleol. Dosbarthwyd cyfanswm o 1023 o holiaduron.



Derbyniwyd 537 o ymatebion i'r arolwg. Mae hyn yn gyfradd ymateb uchel o 53%. Cawsom 145 o ymatebion gan bobl oedd yn byw mewn cartref gofal.

- Mae **89%** yn teimlo eu bod yn byw mewn cartref sy'n cynnal eu llesiant yn y modd gorau.
- Atebodd **55%** 'Ydw' i'r cwestiwn a allent wneud y pethau a oedd yn bwysig iddynt.
- Teimlai **58%** eu bod yn rhan o gymuned.
- Roedd **88%** yn hapus â'r cymorth yr oeddent yn ei dderbyn gan deulu, ffrindiau a chymdogion.
- Dywedodd **85%** eu bod yn teimlo'n ddiogel rhag unrhyw fath o gamdriniaeth, niwed corfforol neu rhag cwmpo y tu mewn a'r tu allan i'w cartref.
- Dywedodd **78%** o bobl eu bod yn meddwl eu bod yn cael y wybodaeth neu'r cyngor iawn pan fydd angen hyn arnynt.
- Roedd **81%** o'r ymatebwyr yn cymryd rhan mewn penderfyniadau.
- Roedd **91%** yn gallu cyfathrebu yn eu dewis iaith.
- Teimlai **93%** o bobl eu bod yn cael eu trin ag urddas a pharch.
- Roedd **87%** o bobl yn hapus â'r gofal a'r cymorth yr oeddent yn ei dderbyn.
- Gwnaeth **78%** eu penderfyniad eu hunain i fyw mewn Cartref Gofal.
- Teimlai **99%** eu bod yn cael cyngor, cymorth a chefnogaeth i'w paratoi ar gyfer bywyd fel oedolion.



Dyma rai sylwadau a adroddwyd o'r arolwg:

"Nid fy newis cyntaf i oedd byw mewn cartref preswyl, ond roeddwn yn methu â gofalu am fy anghenion a des i sylweddoli a derbyn bod rhaid i mi fyw mewn cartref gofal lle rwyf yn awr yn teimlo'n ddiogel ac yn cael gofal".

Mae'r staff bob amser yn fy nhrin ag urddas a pharch.

"Rwyf yn fodlon iawn gyda'r gofal a'r cymorth yr wyf yn ei dderbyn ar hyn o bryd"

"Mae fy ngofalwyr yn wych ac yn gefnogol iawn. Maent yn haeddu cael eu crybwyll a'u canmol am yr hyn maen nhw'n ei wneud. Maen nhw'n rhoi'r hyder i mi i wella ac i fod mor normal ag y gallaf."

Cynhaliwyd ymgynghoriad gyda 1,337 o rieni/gofalwyr/teuluoedd trwy gyfrwng arolwg holiadur fel rhan o'n hasesiad o ddigonolrwydd gofal plant (2017/22).

Dywedodd y rhieni a'r gofalwyr y canlynol wrthym:

- Roedd **87%** yn fodlon ag ansawdd gofal plant.
- Dywedodd **79%** o'r rhieni oedd yn gweithio wrthym fod cost yn rhwystr sylweddol, gan ddweud eu bod o'r farn bod gofal plant yn rhy ddrud, a'u bod am iddo fod yn fwy fforddiadwy yn ystod y tymor ac adeg gwyliau ysgol.
- Roedd **67%** o rieni/gofalwyr yn defnyddio gofal plant cofrestredig ar gyfer rhai neu bob un o'u plant.
- Roedd **27.8%** o rieni/gofalwyr nad oeddent yn defnyddio gofal plant, gyda chost yn ffactor bwysig yn hyn.
- Roedd **67%** eisiau mwy o ofal plant i fod ar gael yn ystod y penwythnos ac ar ôl 6 p.m.
- Nid oedd **52.7%** o'r rhieni/gofalwyr a gymerodd ran yn ein Harolwg wedi cael dim cymorth ariannol tuag at gostau gofal plant.
- Roeddent yn fwy bodlon â'u trefniadau gofal plant yn ystod y tymor na'u trefniadau gofal plant yn ystod y gwyliau.
- Dywedodd rhieni ei bod yn anodd dod o hyd i ofal fforddiadwy yn ystod y gwyliau ar gyfer y grŵp oedran 11+ yn Llanelli.



Gwelir isod yr hyn y mae plant Sir Gaerfyrddin wedi'i ddweud wrthym am eu profiadau o chwarae allan fel rhan o Asesiad o Ddigonolrwydd Cyfleoedd Chwarae 2016:

Cymerodd 1,437 o unigolion ran yn yr ymgynghoriad

- Mae **45%** o'r plant yn teimlo y gallant wneud yr hyn maent yn ei hoffi orau wrth chwarae allan, gyda dim ond **12%** yn teimlo nad oedd ganddynt fawr ddim i'w wneud.
- Yr hyn y maent yn ei fwynhau fwyaf yw sgwrsio a bod gyda'u ffrindiau yn rhedeg ac yn mynd ar ôl ei gilydd, chwarae gemau, gemau pêl, dringo, bod gyda'u teuluoedd.
- Yn bennaf byddant yn chwarae yn y parc, mewn lle cyn gwyrdd neu gae lleol, ar y traeth/ar lan y môr, ac ar bwys yr afon.
- Mae cael cyfleoedd i chwarae yn gwneud iddynt deimlo - yn hapus, yn llawn cyffro ac yn egniol.
- Y rhwystrau i chwarae yw - tywyllwch, tywydd gwael, gwaith cartref.
- Mae'r plant yn awgrymu - bod y ffyrdd yn cael eu gwneud yn fwy diogel, bod baw ci yn cael ei glirio, bod angen i bobl roi'r gorau i ysmegu yn ein man chwarae.



Cynhaliwyd arolwg gofal a chymorth plant Sir Gaerfyrddin rhwng Medi 2017 a Mawrth 2018 ac roedd yn cynnwys plant rhwng 7 a 17 oed sydd â chynllun gofal a chymorth, gan gynnwys gofalmwyr ifanc, ynghyd â holiadur ar wahân i rieni. Dosbarthwyd 438 o holiaduron i blant, ynghyd â 651 arall i rieni. Yn anffodus, roedd yn siomedig, ond nid yn annisgwyl, bod y gyfradd ymateb yn isel sef 20.1%, (88 o blant), a 13.5% (88 o rieni), er gwaethaf yr ymdrechion a wnaed gan weithwyr i geisio ymgysylltu â theuluoedd.

- Dywedodd **84%** o blant eu bod yn byw mewn cartref lle maent yn hapus.
- Mae **76%** yn hapus gyda'r bobl y maent yn byw gyda nhw.
- Atebodd **61%** o blant 'ydw' i'r cwestiwn a ydynt yn gallu gwneud yr hyn sy'n bwysig iddynt.
- Dywedodd **79%** eu bod yn teimlo'n rhan o'u cymuned.
- Roedd **87%** yn hapus gyda'u teulu, eu ffrindiau a'u cymdogion.
- Dywedodd **86%** o blant eu bod yn teimlo'n ddiogel (atebodd 3 phlentyn nad oeddent yn teimlo'n ddiogel - teimlai dau ohonynt fod hyn oherwydd yr ardal lle maent yn byw, a dywedodd y llall ei fod 'weithiau'n mynd i drwbl y tu allan'.
- Dywedodd **81%** o blant eu bod yn gwybod â phwy i gysylltu ynglŷn â'u gofal a'u cymorth.
- Teimlai **74%** o blant eu bod wedi cael y wybodaeth neu'r cyngor cywir pan oedd ei angen arnynt (dywedodd **17%** eu bod wedi cael hyn weithiau).
- Teimlai **80%** fod eu barn am eu gofal a'u cymorth wedi cael gwrandawriad (dywedodd 14% eu bod wedi cael gwrandawriad weithiau).
- Dywedodd **94%** o blant eu bod yn gallu cyfathrebu yn eu dewis iaith (ni ddywedodd unrhyw blant nad oeddent yn gallu cyfathrebu yn eu dewis iaith).
- Teimlai **82%** eu bod yn cael eu trin ag urddas a pharch.

- Mae **81%** yn fodlon â'r gofal a'r cymorth a gawsant (roedd 16% yn fodlon weithiau).
- Dywedodd **50%** o bobl ifanc 16 / 17 oed 'ydw' i'r cwestiwn a ofynai a oeddent wedi cael y cyngor, yr help a'r cymorth a fydd yn eu paratoi at fywyd fel oedolion. Cyfradd isel iawn o ddim ond 21 o bobl ifanc a atebodd y cwestiwn hwn (atebodd 10 'ydw', atebodd 6 'weithiau'; dywedodd 4 'nac ydw'; ac nid oedd y llall yn gwybod).
- Teimlai **82%** o rieni eu bod wedi cael eu cynnwys yn weithredol ym mhob penderfyniad am y modd yr oedd gofal a chymorth eu plentyn/plant yn cael ei ddarparu. Roedd nifer uchel yn teimlo eu bod wedi cael eu cynnwys yn yr holl benderfyniadau (69 allan o 88 o ymatebwyr), atebodd 15 arall 'weithiau' a dywedodd pedwar rhiant nad oeddent yn credu eu bod wedi cael eu cynnwys yn weithredol ym mhob penderfyniad.



Dyma rai sylwadau ychwanegol a gafwyd:

"Wedi cyrraedd amser pwysig ym mywyd fy mhlentyn - bydd angen gwybodaeth a chymorth ychwanegol arnaf ar yr adeg hon"

"Rwyf yn byw mewn cartref, rwyf yn hapus gan fy mod yn byw gyda phobl hyfryd"

"Ydw, rwyf yn gwybod â phwy y gallaf siarad - gallaf siarad â'm gweithiwr cymdeithasol a'r athro"

"Rwyf innau a'm gŵr yn cael ein cynnwys yn weithredol mewn penderfyniadau'n ymwneud â'r plant"

"Rwyf yn cael yr holl gyngor sydd ei angen arnaf"

"Rwyf yn hapus â'r gwasanaet hau a gefais"

"Maen nhw bob amser yn garedig ac yn barod i helpu"

Dadansoddiad o'r Canlyniadau ar gyfer Plant a Phobl Ifanc 4 i 5 Blynedd ar ôl Gorchymyn Gofal Terfynol

Cymerodd y gwasanaethau plant ran mewn adolygiad annibynnol ar y canlyniadau i blant 4-5 mlynedd ar ôl i Sir Gaerfyrddin sicrhau gorchymyn gofal.

Y prif gasgliadau

- Yn gyffredinol, **canlyniadau da** yn Sir Gaerfyrddin.
- Pan oedd yna amhariadau yn digwydd i leoliadau yn Sir Gaerfyrddin, roeddem yn fwy rhagweithiol o lawer o gymharu ag Awdurdodau Lleol eraill. O ganlyniad, roedd y **canlyniad terfynol yn gadarnhaol** hyd yn oed pan symudwyd y plentyn nifer o weithiau.
- Mabwysiadwyd **60%** o'n plant a ddaeth i ofal ar yr adeg honno. Mae hyn o gymharu â'r **32%** a fabwysiadwyd ar draws Cymru. Mae hyn eto yn nifer uchel ac yn nodwedd gadarnhaol.
- Roedd gennym rai lleoliadau maethu da iawn a oedd yn gofalu am y plant nes eu bod yn cyrraedd eu harddegau.
- Roedd yna hefyd enghreifftiau da o blant yn elwa ar **gymorth therapiwtig**.
- Gwaith arbennig gan y Gweithiwr Cymdeithasol therapiwtig a ddisgrifir fel rôl dda iawn.
- Tystiolaeth o waith **Cofnodi Profiadau Bywyd** da iawn a rhai canlyniadau rhagorol i'r plant.
- Ar ddiwedd y pum mlynedd a astudiwyd fel rhan o'r ymchwil, roedd **16** allan o **17** o'n plant yn **sefydlog ac yn hapus ac maent wedi meithrin perthnasoedd da**. Roedd pob un ohonynt mewn addysg neu hyfforddiant; 13 yn cyflawni'n dda, 3 yn cyflawni'n arbennig o dda a dim ond un plentyn oedd yn cael anawsterau.
- Roedd plant yn Sir Gaerfyrddin yn cael **canlyniadau gwell** o lawer oherwydd y gwaith cynllunio a'r cymorth yr oeddent yn ei dderbyn ar yr adeg pan fethodd y lleoliad ac ar ôl hynny wrth ymgartrefu mewn lleoliad newydd.
- Ceir tystiolaeth glir o **berfformiad da iawn yn Sir Gaerfyrddin**. Roedd y Sefydliad Gofal Cyhoeddus (IPC) eisoes wedi cynnig gweithdai i Awdurdodau eraill er mwyn canolbwyntio ar eu diffygion, ond roedd o'r farn nad oedd angen un yn Sir Gaerfyrddin.



Gwobrau a Chydnabyddiaeth

Dathlu Llwyddiant Plant mewn Gofal

Mae plant sy'n derbyn gofal yn Sir Gaerfyrddin a'u gofalwyr wedi bod yn destun digwyddiad i ddathlu eu cyflawniadau addysgol a'u gwaith diflino. Bu'r Ysgrifennydd Addysg Kirsty Williams yn bresennol mewn digwyddiad dathlu arbennig yn Ffos Las, ynghyd â'r Comisiynydd Plant Sally Holland, arweinwyr y Cyngor, gofalwyr ac athrawon ysgol i dalu teyrnged i blant sy'n derbyn gofal y sir, sy'n dod o gefndir o argyfwng neu chwalfa yn y teulu. Cafodd y plant a'r bobl ifanc wobrau am bresenoldeb da yn yr ysgol a chyflawniad addysgol yn ogystal â'u cyfraniad at chwaraeon, cerddoriaeth a gwirfoddoli.



Meddai Kirsty Williams:

“ Mae plant sy'n dod mewn i'r system ofal yn aml yn dod o amgylchiadau teuluol anodd iawn. Ni allwn newid eu profiadau personol, ond mae'n rhaid i ni leihau'r effaith a'u cefnogi nhw wrth iddynt dyfu'n oedolion annibynnol, bodlon a balch. Mae ymchwil yn dangos bod dim ond bod yn y system ofal ynddo'i hun yn lleihau'r disgwyliadau i'r bobl ifanc hyn. Mae'r diwylliant hwn yn cael effaith negyddol ar eu gallu i lwyddo ym mhob agwedd ar eu bywydau, gan gynnwys addysg. Mae'r seremoni wobrwyo yn profi nad oes rhaid i hyn fod yn wir ac yn dangos beth mae ein dysgwyr sy'n derbyn gofal yn gallu ei wneud gyda'r gefnogaeth gywir. ”

Cyn y cinio dathlu mwynhaodd y plant, y bobl ifanc a'u teuluoedd ystod o weithgareddau a ddarparwyd gan y Cyngor a'r sefydliadau partner gan gynnwys Coleg Sir Gâr a'r gwasanaeth tân.

“ Roedd yn gyfle i ddiolch i rieni maeth, staff y gwasanaeth a'r ysgolion am eu gwaith gwerthfawr a'u cefnogaeth. ”

Cyn y cinio dathlu mwynhaodd y plant, y bobl ifanc a'u teuluoedd ystod o weithgareddau a ddarparwyd gan y Cyngor a'r sefydliadau partner gan gynnwys Coleg Sir Gâr a'r gwasanaeth tân.

Cafodd y gwasanaeth Gwybodaeth, Cyngor a Chymorth 'Llinell Gofal' ei gydnabod a'i ganmol yng Ngwobrau Safonau'r Gymraeg am weithredu'r 'Cynnig Gweithredol'. Cyrhaeddodd y gwasanaeth Llinell Gofal hefyd rownd derfynol Gwobrau Sector Cyhoeddus The Guardian am ei gyflawniad yn y categori Dysgu a Datblygu.

“

Wedi'i ddisgrifio'n 'chwyldroadol' gan archwiliad annibynnol, mae Dewis Sir Gâr Cyngor Sir Caerfyrddin - sy'n darparu pwynt mynediad sengl ar gyfer ymholiadau'n ymwneud â gofal cymdeithasol - wedi bod yn llwyddiannus iawn mewn byr o dro. Dywed rheolwr Cyngor a Chymorth y Cyngor y gall galwyr bellach gael mynediad i wasanaeth 24/7 wedi'i deilwra, diolch i'r strategaeth i hyfforddi staff trin galwadau presennol y Llinell Gofal er mwyn ehangu eu harbenigedd a'u galluogi i weithio ochr yn ochr â gweithwyr iechyd a gofal cymdeithasol proffesiynol. Mae'r gwasanaeth yn sicrhau bod staff rheng flaen yn gallu prosesu ymholiadau'n well, gan gyfeirio'r cleientiaid mwyaf agored i niwed at y man lle gallant gael cymorth, gan hefyd greu capasiti o fewn yr adran. Mae'r staff yn teimlo eu bod yn cael eu hysgogi i raddau mwy a'u bod yn cael gwell cefnogaeth.

”

Derbyniodd gweithiwr cymdeithasol o'r tîm diogelu wobwr gan Gymdeithas Gwaith Cymdeithasol Prydain am ei gyfraniad i waith cymdeithasol.

Mae'r Comisiwn Bevan wedi cydnabod dwy fenter yn Sir Gaerfyrddin fel 'Esiamplau'; sef 'Bywydau Bodlon' a Rhagnodi Cymdeithasol.

Adborth ac Adolygiadau

Mae AGGCC wedi cynnal adolygiad thematig o ddiogelu ac wedi gwneud sylwadau cadarnhaol ar y systemau a'r strwythurau newydd sydd ar waith i wella perfformiad ac yn benodol yr amserlenni.

Defnyddiwyd Cyngor Sir Caerfyrddin fel enghraifft o sut i ddefnyddio bwrdd rhanbarthol yn effeithiol yn Adroddiad Blynyddol y Bwrdd Diogelu Annibynnol Cenedlaethol 2016-17 (Cyhoeddwyd ym mis Rhagfyr 2017).

“

Mae Cyfarwyddwr Cymunedau Cyngor Sir Gâr wedi bod yn cadeirio'r bwrdd plant ers sawl blwyddyn ac mae wedi darparu arweinyddiaeth strategol gyson ar gyfer y bwrdd. Mae'r sir wedi gweithredu Arwyddion Diogelwch, sef model ar gyfer cynnal cynadleddau achos amddiffyn plant, a chaiff y gostyngiad yn nifer y plant sydd ar y Gofrestr Amddiffyn Plant ei briodoli i'r ffaith bod y model hwn wedi'i weithredu.

Mae'r sir wedi ymgymryd â gwaith penodol ynghylch plant coll, gyda'r heddlu, ac ynghylch plant sy'n cael addysg ddewisol yn y cartref; mae wedi creu grŵp i rannu arfer da ac adnoddau ynghylch Trefniadau Diogelu rhag Colli Rhyddid; ac ar ôl cynllun peilot llwyddiannus lle'r oedd Swyddog Diogelu penodedig yn rhan o'r tîm “drws ffrynt”, mae'r rôl hon wedi troi'n drefniant parhaol.

”

Mae'r swyddogaeth Graffu wedi nodi cynnydd yn ystod 2017 mewn perthynas â thrawsnewid gwasanaethau iechyd meddwl, cefnogi gofalwyr a chynnydd mewn perthynas â Threfniadau Diogelu rhag Colli Rhyddid (DOLS).

Cynhaliwyd adolygiad thematig mewn perthynas â gofalwyr ac roedd yr adborth yn gadarnhaol. Ers yr adolygiad hwnnw cyflwynwyd nifer o fentrau mewn perthynas â gofalwyr:

- Nodi eiriolwyr dros ofalwyr ym mhob tîm gwaith cymdeithasol
- Sefydlu swydd gwybodaeth ac asesu'r gofalwr
- Cydweithio â'r Rhwydwaith Gofalwyr Iechyd Meddwl i ddatblygu taflen a phrotocol rhannu gwybodaeth

Fel rhan o'r gwaith o Drawsnewid Iechyd Meddwl a arweinir gan Fwrdd Iechyd Prifysgol Hywel Dda, mae'r swyddogion wedi cyfrannu at nifer o ddiwyddiadau ymgysylltu er mwyn ymgynghori ynghylch model gwasanaeth newydd. Bu'r adborth a gafwyd gan y rheiny sy'n defnyddio gwasanaethau a'u gofalwyr yn elfen hanfodol o'r rhaglen hon, sydd bellach wedi symud i'r cam gweithredu.

Mae'r swyddogion yn mynd i fforymau defnyddwyr gwasanaeth a gofalwyr yn rheolaidd er mwyn canfod barn y rheiny sy'n defnyddio ein gwasanaethau, gyda'r nod o wella gwasanaethau'n barhaus. Er enghraifft, cynhaliwyd nifer o gyfarfodydd gyda rhieni sy'n ofalwyr, Mencap a Pobl yn Gyntaf er mwyn canfod eu barn ar ailfodelu'r gwasanaethau dydd.

Mae defnyddwyr gwasanaeth a gofalwyr wedi cyfrannu at adolygiad TIC o gomisiynu preswyl ac wedi tynnu sylw at yr angen i sicrhau bod y broses yn dod yn fwy person-ganolog.

Mae'r Grant a dderbyniwyd gan Lywodraeth Cymru wedi bod yn adnodd ardderchog i lawer o ofalwyr sydd, yn draddodiadol, wedi'i chael hi'n anodd cael seibiant o ofalu. Yn benodol mae Gofalwyr sy'n Oedolion Ifanc, grŵp nad yw'n cael ei gydnabod yn ddigonol o bell ffordd, wedi elwa ar amrywiaeth o weithgareddau sydd wedi dangos canlyniadau gwych.

Dyma rai sylwadau, er enghraifft:

“Roedd yn drip
hyfryd dros ben,
llawn hwyl”

“Roedd hyfryd i
weld pawb yn
hapus”

“Roedd yn
wych i gael
treulio amser
gyda'n gilydd”

“Diolch!”

“Mae wedi
bod yn gyfle
gwych”

“Roedd yn
ymlaciol
dros ben”

“Hoffwn fynd ar
drip fel hwn
eto”

Roedd Awdurdod Lleol Sir Gaerfyrddin yn bartner gweithredol wrth gyfrannu at y Rhaglen Trawsnewid Iechyd Meddwl, a arweiniodd at fod Bwrdd Iechyd Prifysgol Hywel Dda yn derbyn gwobr y Gwasanaeth Iechyd Gwladol am yr ymdrech gydweithredol.

Mae Adolygiad TIC o'r Tîm Cynhwysiant Cymunedol wedi symud i'r cam gweithredu. Sefydlwyd strwythur rheoli prosiectau er mwyn gweithredu argymhellion yr adolygiad.

Comisiynom adolygiad TIC o leoliadau preswyl o'r asesiad i'r lleoliad. Cafodd yr adolygiad hwn, sydd wedi tynnu sylw at feysydd sylweddol lle mae angen gwelliant, groeso brwd gan y staff. Ar hyn o bryd rydym yn cydweithio â'r sector iechyd i ail-ddylunio'r broses.

Tynnwyd sylw at Gyngor Sir Caerfyrddin fel enghraifft gadarnhaol mewn dau adroddiad gan Swyddfa Archwilio Cymru. Yn yr Adroddiad Llywodraethu da wrth benderfynu ar newidiadau sylweddol mewn gwasanaethau (Cyhoeddwyd ym mis Mai 2017):

“

Mae gan y Cyngor brosesau datblygedig ar waith er mwyn ceisio barn rhanddeiliaid, gan gynnwys cynghorwyr a dinasyddion, ynglŷn â newidiadau arfaethedig i wasanaethau - yn sgil y penderfyniad i ailstrwythuro arfer gwaith cymdeithasol a oedd yn anelu at sicrhau bod y teulu wrth wraidd y gwasanaeth, mae gweithgarwch ymgysylltu parhaus, trwyadl yn rhan elfennol o'r broses o newid gwasanaethau, sy'n darparu gwybodaeth a barn hanfodol gan ddefnyddwyr gwasanaethau a theuluoedd er mwyn helpu i lywio fformatau'r gwasanaethau sy'n newid yn uniongyrchol yn y dyfodol.

Ymwelodd y Tîm Rhianta Corfforaethol â 'phodïau' Gwaith Cymdeithasol er mwyn siarad yn uniongyrchol â gweithwyr cymdeithasol yn y maes er mwyn canfod pa effaith roedd y rhaglen sylweddol i ailstrwythuro'r gwasanaeth gwaith cymdeithasol wedi'i chael ar gleientiaid a'u teuluoedd.

Mae'r Cyngor yn atgyfnerthu ei drefniadau ar gyfer casglu gwybodaeth am effaith newidiadau i wasanaethau - Mae gan y Cyngor drefniadau sefydledig a hygyrch ar waith ar gyfer monitro gweithgarwch rheoli perfformiad, yn bennaf drwy ei system Rheoli Gwybodaeth am Berfformiad (PIMS). Mae system PIMS yn ei gwneud yn bosibl i wybodaeth monitro perfformiad, a ddefnyddir i olrhain ac asesu newidiadau i wasanaethau a gwerthuso eu heffaith, gael ei hechdynnu a'i chofnodi.

”

(Cyhoeddwyd ym mis Ionawr 2018):

“

Mae dull tîm Opsiynau Tai a Chynghori'r awdurdod o ymdrin â gweithgarwch sy'n dod i mewn yn enghraifft dda o sut i ddelio â'r galw ar wasanaeth - Yn 2013, gwybodaeth gyfyngedig oedd gan y Cyngor ar foddhad cwsmeriaid ac ymdriniwyd â hyn drwy ddechrau gofyn pum cwestiwn gwerthusol i bawb a oedd yn cysylltu â'r gwasanaeth. Roedd y rhain yn canolbwyntio ar ansawdd y cyngor, datrys problemau a dulliau cyfathrebu. Gwnaeth y Cyngor hefyd ddadansoddi nifer y galwadau roedd yn ymdrin â nhw, a chanfuwyd mai dim ond 40% o'r galwadau oedd yn cael eu hateb ar y pwynt cyswllt cyntaf.

Gosododd y Cyngor sgrin yn dangos y galw a oedd yn dod i mewn ac er mwyn galluogi aelodau'r tîm i reoli'r galw yn well, gan ddefnyddio data i ganfod yr aelod o staff a oedd yn cyfateb orau i'r galwr. Cyfrannodd y dull newydd at gynyddu cyfran y galwadau opsiynau tai yr ymdriniwyd â nhw ar y pwynt cyswllt cyntaf i 96%.

”

“

Mae'r Cyngor yn ymdrechu i ddatrys problemau ar y pwynt cyswllt cyntaf lle y bo'n bosibl - wrth 'wneud i bob cyswllt gyfrif, mae'r tîm craidd sy'n delio â galwadau sy'n dod i mewn yn cynnwys swyddogion o gefndiroedd amrywiol a all ddarparu atebion i broblemau pobl. O ganlyniad, gwelir bod hyn hefyd yn rhoi mwy o foddhad i aelodau'r tîm sy'n helpu ac yn rhoi cyngor mewn gwirionedd ar opsiynau tai i bobl, yn hytrach na chymryd a dargyfeirio galwadau i adrannau mwy addas.

”

Bellach caiff pobl sy'n gadael gofal yn Sir Gaerfyrddin eu heithrio o dalu'r dreth Gyngor tan eu bod yn 25 oed. Cytunodd y Cyngor â'r cynnig. Ar hyn o bryd, bydd hyn yn effeithio ar dros 80 o bobl ifanc sydd wedi gadael gofal yr Awdurdod Lleol yn Sir Gaerfyrddin.

Dyweddodd y Cyngorydd David Jenkins, yr Aelod o'r Bwrdd Gweithredol dros Adnoddau:

“

Mae'r Cyngor yn ceisio cefnogi pobl ifanc sydd wedi gadael ei ofal er mwyn iddynt allu byw'n annibynnol fel oedolion.

Mae darparu gostyngiadau yn ôl disgrisiwn o ran y dreth gyngor yn cael gwared ar unrhyw atebolrwydd o ran y dreth gyngor gan bobl sy'n gadael gofal ac felly'n sicrhau nad yw pobl sy'n gadael gofal yn wynebu dyledion posibl o ran y dreth gyngor.

”



Wrth siarad yng nghyfarfod y Bwrdd Gweithredol, dywedodd y Cyngorydd Glynog Davies:

“

Fel Cyngorwyr, rydym yn rhieni corfforaethol. Dylai'r gofal hwnnw barhau ar ôl i'r bobl ifanc adael ein gofal.

Gall mynd allan i'r byd go iawn fod yn anodd ac mae nifer o bobl sy'n gadael gofal yn cael anhawster ymdopi felly bydd yr eithriad hwn o gymorth mawr iddyn nhw.

Yn aml, mae ein plant ein hunain yn dychwelyd adref er mwyn cael cymorth a chyngor ar adegau. Dylem ddangos yr un tosturi tuag at bobl sy'n gadael gofal, hyd yn oed os yw hynny'n golygu galwad ffôn nawr ac yn y man i weld sut mae pethau'n mynd gyda nhw.

”



Cwynion a Chanmoliaeth

Caiff cwynion bellach eu cydlynu gan y tîm perfformiad ac mae systemau cadarn ar waith i gael data cadarn mewn perthynas â chwynion. Defnyddir canmoliaeth fel adborth i wella perfformiad. Roedd rhai o'r sylwadau cadarnhaol a dderbyniwyd dros y flwyddyn ddiwethaf yn cynnwys:

Person a fu ar hyfforddiant diogelu a ddarparwyd gan y tîm diogelu.

“

Dim ond e-bost cyflym i ddweud diolch yn fawr i chi am bore yma, ac i ddweud wrthyich ein bod wedi cael galwad ffôn y prynhawn yma gan yrwraig tacsï oedd yn bresennol. Dywedodd ei bod eisiau ffonio i ddweud pa mor dda oedd yr hyfforddiant yn ei barn hi.

”

Rhiant unigolyn â phroblemau iechyd meddwl yn dilyn ymyriad ar y cyd â'r adran dai:

“

Hoffai fy mab a minnau ddiolch i chi am eich cymorth yn ei helpu i ddod o hyd i lety dros dro. Mae'n rhyddhad i'w fam ac i minnau ac yn gysur enfawr iddo yntau, gan wybod i fod i ffwrdd o'r strydoedd ac mewn fflat saff a diogel.

”

Sylw gan Swyddog Gweithredol o Fwrdd Iechyd Prifysgol Hywel Dda ynglŷn â'n rhan ni yn y rhaglen trawsnewid iechyd meddwl.

“

Bu'n dipyn o daith, a phleser oedd cael y cyfle i weithio gyda'n gilydd mor agos a dod i'r man lle gallwn yn awr gynllunio er mwyn gwireddu ein model ar gyfer y dyfodol - bydd hynny bob amser yn digwydd trwy gydweithio oherwydd dyna sydd wedi peri'r llwyddiant bob cam o'r ffordd.

Diolch i chi am eich cyngor proffesiynol a chadarn sydd wedi bod o gymorth. Rydych wedi bod yn hysbyseb wych i weithwyr cymdeithasol a rhoesoch dawelwch meddwl mawr ar adeg oedd yn peri cryn ansicrwydd i'm Tad.

”

“

Annwyl Syr/Madam,

Hoffwn gymryd yr amser i ddiolch i'ch staff am ddelio â mater yn ymwneud â pherthynas i mi sy'n anabl.

Ar yr achlysur hwn cefais gymorth AJ a CT.

Fodd bynnag, nid llythyr o ddiolch gan berthynas person anabl yn unig yw hwn.

Rwyf yn gweithio fel nyrs cyswllt rhyddhau cleifion ac rwyf yn ymdrin â 4/5 sir gan gynnwys o Gaerdydd i Gaerfyrddin.

Gwn fy mod yn siarad â rhywun o Sir Gaerfyrddin dim ond o glywed tôn llais, caredigrwydd a pharodrwydd y staff i helpu cyn gynted ag yr atebant y ffôn.

Mae'n aml yn digwydd o le dyrys a bydd pobl anhysbys yn ffonio'r Cyngor a gwasanaethau o'r fath.

Gan amlaf bydd yr ymateb hefyd yn ddigon diserch, os caf ddweud. Mae hyn, rwyf yn falch o ddweud, mor wahanol i chi.

Yn wir mae'n rhyddhad i mi pan fydd rhaid i mi drefnu gwasanaethau gyda Chyngor Sir Caerfyrddin; er bod rhai cynghorau eraill yn barod i helpu, chi sydd nid yn unig yn cynnal y safon, chi sy'n gosod y safon.

Dwi ddim yn siŵr ai pobl y sir sydd at ei gilydd yn fwy caredig!

Neu a yw'r ethos cyffredinol a'r dulliau rheoli yn wahanol.

Nid yw o bwys, ac eto mae'n bwysig.

Beth bynnag yr ydych yn ei wneud, daliwch ati i'w wneud.

Unwaith eto diolch i chi am wneud sefyllfaedd anodd yn haws i lawer o bobl.

Yn bendant, rhaid eich bod chi'n ymfalchio yn eich staff.

Yn gywir

Nyrs Staff

”



Tudalen 56

4. Hyrwyddo a gwella llesiant y rheiny yr ydym yn eu helpu

Gwnaed cynnydd yn ystod y flwyddyn gyda golwg ar amcanion gwelliant ein cynllun busnes tair blynedd. Fel yn achos y llynedd, mae angen cydbwysu'r cynnydd yn erbyn y cefndir o hinsawdd ariannol dynnach. Felly, mae rheoli adnoddau'n effeithiol wedi bod yn faes gweithgarwch allweddol yn ystod 2017/18.

Rydym yn gweithredu'r Ddeddf Gwasanaethau Cymdeithasol a Llesiant a'r cyfleoedd a ddaw yn ei sgil i gydweithio â chydweithwyr yn y sector statudol a'r sector gwirfoddol. Ein cryfderau presennol yw bod gennym strwythur rheoli tîm sefydledig a strwythur uwch-reolwyr sy'n cydnabod eu cyfrifoldebau i gyflawni'r amcanion busnes a'r blaenoriaethau. Mae gennym hefyd weledigaeth eglur ar gyfer ein gwasanaeth, a ddatblygwyd ar ôl ymgynghori â staff.

Daw heriau yn sgil y Ddeddf Gwasanaethau Cymdeithasol a Llesiant, ac mae hyn hefyd yn wir am yr angen i foderneiddio ein gwasanaethau er mwyn sefydlu sefyllfa gynaliadwy ar gyfer y dyfodol. Er gwaethaf hyn, rydym wedi gallu manteisio i'r eithaf ar gyfleoedd a chyflawni cynnydd go iawn yn erbyn nifer o'r blaenoriaethau a osodwyd. Bydd meysydd lle na wnaed cynnydd yn cael sylw penodol yn ystod y flwyddyn sydd i ddod. Mae'r adroddiad hwn yn seiliedig ar ystod o wybodaeth gan gynnwys adborth gan bobl sy'n defnyddio ein gwasanaethau, dangosyddion perfformiad, adroddiadau archwilio ac arolygu ac astudiaethau achos a chwynion.

Mae'r perfformiad cyffredinol mewn perthynas â dangosyddion perfformiad dros y flwyddyn ddiwethaf yn gadarnhaol, ac rwyf yn falch o adrodd am welliant ym mhrydlondeb ymchwiliadau diogelu, lleihad sylweddol yn ôl-groniad y ceisiadau Trefniadau Diogelu rhag Colli Rhyddid (DOLS) a pherfformiad llawer gwell mewn perthynas ag adolygiadau.

Datblygwyd y 'Llinell Gofal' i ddarparu gwasanaeth 'Gwybodaeth, Cyngor a Chymorth' i Sir Gaerfyrddin. Mae'r pwynt mynediad sengl integredig hwn yn darparu gwasanaeth dwyieithog 24 awr y dydd, 7 diwrnod yr wythnos ar gyfer ymholiadau'n ymwneud ag iechyd cymunedol a gofal cymdeithasol. Ym mis Mai 2017, daeth Sir Gaerfyrddin yn awdurdod 'braenaru' ar gyfer y gwasanaeth '111' cenedlaethol ac mae'r gwasanaeth 'Llinell Gofal' yn darparu llwybr di-dor ar gyfer '111' i lwybrau gofal cymunedol er mwyn osgoi derbyniadau i'r ysbyty. Mae ein model 'Llinell Gofal' wedi'i gydnabod fel esiampl i'w dilyn gan Gymdeithas y Gwasanaethau Teleofal. Cafodd ei ganmol gan Lywodraeth Cymru am ddarparu'r 'Cynnig Gweithredol' a chyrraeddodd rownd derfynol Gwobrau Sector Cyhoeddus The Guardian am ei gyflawniad ym maes dysgu a datblygu'r gweithlu.

Rydym yn parhau i weithio gyda phartneriaid i ddatblygu gwybodaeth gyhoeddus ar wefan Dewis Cymru (www.dewis.cymru). Mae'r wefan yn safle gwybodaeth gyhoeddus sy'n rhoi cyngor a chymorth ar faterion llesiant, o iechyd i fywyd teuluol.

Cynrychiolir yr isadrannau ar nifer o brosiectau a rhaglenni sy'n gysylltiedig â rhaglen foderneiddio'r Bwrdd Partneriaeth Ranbarthol ac a ariennir gan Gronfa Gofal Integredig Llywodraeth Cymru. Caiff y rhain eu goruchwyllo gan Fwrdd Gwasanaethau Integredig y Sir ac mae'n cyfrannu at Strategaeth Trawsnewid Gwasanaethau Clinigol y Bwrdd Iechyd sydd ar hyn o bryd yn destun ymgynghori.

Mae'r rhain yn cynnwys prosiect byw â chymorth mewn cydweithrediad â chydweithwyr ym maes tai, gwella darpariaeth seibiant, cyfleusterau gwell mewn perthynas ag integreiddio synhwyraidd, gwasanaeth cymorth ymddygiadol cadarnhaol ac adnodd i hwyluso'r gwaith o adolygu gwasanaethau anabled.

Mae darpariaeth gofal canolradd y Sir sy'n ein cynorthwyo i allu gofalu am oedolion hŷn bregus yn eu cartrefi eu hunain, yn hytrach na'u bod yn cael eu derbyn i'r ysbyty, ar ei hennill yn sgil y Gronfa Gofal Integredig. Mae'r meysydd gwasanaeth hyn yn cynnwys y Gwasanaeth Cyngori a Chydgyssylltu

ynghylch Trosglwyddo Gofal sydd wedi ennill gwobr, a'r Gwasanaeth Gofal Cartref Ymateb Cyflym.

Mae ein Timau Adnoddau Cymunedol hefyd wedi elwa o nifer cynyddol o therapyddion galwedigaethol a ffisiotherapyddion er mwyn sicrhau bod unigolion yn cael asesiad pan fo'i angen.

Mae Cyllid Cyfalaf gan y Gronfa Gofal Integredig wedi caniatáu i'r Storfa Offer Integredig Cymunedol (CICES) bresennol gael ei datblygu i fod yn Ganolfan Byw'n Annibynnol lle gall unigolion gael cyngor ynglŷn â'r cymhorthion ac addasiadau sydd ar gael i'w cynorthwyo i barhau'n annibynnol a gweld yr hyn sydd ar gael. Yn yr un modd, caiff staff eu cynorthwyo i roi cynnig ar offer newydd sydd ar gael ar y farchnad ac i dderbyn rhaglenni hyfforddi priodol mewn amgylchedd addas.



Mewn partneriaeth â chydweithwyr lechyd y Cyhoedd, rydym wedi datblygu Fframwaith Gweithredu i ddatblygu a gweithredu strategaeth cyd-nerthu cymunedol yn y Sir. Mae'r Gronfa Gofal Integredig, trwy benodi Cydgysylltwyr Cydnerthu Cymunedol, wedi caniatáu i ni nodi rhwydweithiau cymorth yn y gymuned a allai wneud cryn gyfraniad tuag at wella llesiant unigolion. Mewn dull arloesol, mae iechyd y cyhoedd, iechyd cymunedol a gofal cymdeithasol a'r trydydd sector yn gweithio gyda gofal sylfaenol i ddatblygu cynllun rhagnodi cymdeithasol. Bellach mae pedwar rhagnodwr cymdeithasol wedi'u penodi sy'n gweithio'n uniongyrchol gyda meddygon teulu er mwyn cynorthwyo pobl i ymgysylltu â'u cymunedau a lleihau unigrwydd ac arwahanrwydd. Gwneir hyn trwy gynllun bancio amser, lle rhoddir nodiadau credyd i'r cleifion er mwyn iddynt dreulio amser yn y gymuned yn gwneud pethau sy'n eu cadw'n iach. Cyflwynir y fenter trwy Gredydau Amser SPICE ac mae'r dystiolaeth wedi dangos bod Credydau Amser yn arwain at welliannau cynaliadwy mewn ansawdd bywyd. Dywedodd 65% o aelodau fod Credydau Amser wedi bod o gymorth i wella ansawdd eu bywyd yn ystod y flwyddyn gyntaf, ac mae'r ffigur hwn yn codi i 75% yn achos y bobl sydd wedi bod yn aelodau am 18 mis i dair blynedd.

Mae ein Cydgysylltwyr Cydnerthu Cymunedol hefyd yn gweithio'n agos gyda chymunedau i'w helpu i ddeall dementia. Hyd yma mae Pontyberem a Marchnad Llanelli wedi derbyn y statws hwn, ac mae gwaith ar y gweill yn Llanymddyfri, Sanclêr, Talacharn a Hendy-gwyn ar Daf.

Mae ein perthynas â Chyfarwyddiaeth Iechyd Meddwl Hywel Dda a Heddlu Dyfed-Powys wedi bod yn gadarnhaol iawn ac rydym yn cydweithio ar nifer o brosiectau.

- Rydym yn cymryd rhan lawn yn Rhaglen Ranbarthol Hywel Dda - Trawsnewid Gwasanaethau Iechyd Meddwl ac mewn is-grwpiau cysylltiedig. Mae hyn bellach ar y cam gweithredu.
- Rydym yn cydweithio â Bwrdd Iechyd Prifysgol Hywel Dda a chydweithwyr o'r trydydd sector i ddatblygu nifer o brosiectau arloesol sy'n gysylltiedig â thrawsnewid y grant iechyd meddwl, sy'n cynnwys cyfleuster argyfwng.
- Rydym yn cydweithio â Bwrdd Iechyd Prifysgol Hywel Dda, Heddlu Dyfed-Powys a phartneriaid o'r trydydd sector ar draws y rhanbarth i weithredu nifer o fentrau strategol megis Trais yn erbyn Menywod, Cam-drin Domestig a Thrais Rhywiol, Diogelu, Hunanladdiad a Hunan-niweidio a nifer o fforymau cyfiawnder troseddol.
- Cawn hefyd ein cynrychioli ar grŵp y Rhaglen Anabledau Dysgu Ranbarthol ac ar is-grwpiau cysylltiedig. Mae'r grŵp hwn yn datblygu blaenoriaethau rhanbarthol.

Yn ystod 2017 buom yn datblygu prosiect cyffrous ar y cyd â'n cydweithwyr ym maes hamdden a Rhedeg Cymru. Mae sawl unigolyn â phroblemau iechyd meddwl yn hyfforddi ochr yn ochr â staff

iechyd, gofal cymdeithasol ac o'r trydydd sector i gwblhau Hanner Marathon Abertawe ym mis Mehefin. Rydym yn treialu'r prosiect hwn yn Llanelli yn y lle cyntaf, gyda golwg ar ei gyflwyno ledled y sir. Mae ymchwil wedi dangos y gall cymryd rhan mewn gweithgarwch corfforol wella iechyd a llesiant meddyliol a chorfforol. Mae'r prosiect yn mynd i'r afael â materion yn ymwneud ag arwahanrwydd cymdeithasol a'r stigma sy'n gysylltiedig ag iechyd meddwl, ond y nod yn y pen draw yw darparu canlyniadau cadarnhaol i'r rheiny sy'n defnyddio ein gwasanaethau ar hyn o bryd.

Cynhaliwyd adolygiad o wasanaethau anabledd. Yn dilyn yr adolygiad, rydym wedi sefydlu gweithgor gyda rhieni ac rydym yn ymgynghori â theuluoedd, grwpiau rhanddeiliaid a gwasanaethau plant a fydd yn cychwyn cynllun peilot ar ffordd newydd o ddyrannu adnoddau drwy'r Offeryn Dyrannu Adnoddau. Bydd gwersi o'r cynllun peilot hwn yn cael eu cymhwyso i wasanaethau oedolion gyda golwg ar sefydlu model gwasanaethau newydd yn ystod 2018.

Gwnaed cryn gynnydd o fewn ein Prosiect Llety ac Effeithlonrwydd ar draws yr holl ffrydiau gwaith, sy'n golygu ein bod wedi rhagori ar y targed effeithlonrwydd ariannol cyfun (Effaith Blwyddyn Lawn).

Tuag at ddiwedd 2017 penodwyd Swyddog Datblygu Llety, ac mae'r swydd newydd hon eisoes wedi cael effaith ar sicrhau bod pobl yn cael llety addas ar draws yr is-adran. Cychwynnwyd gwaith ar nifer o brosiectau i alluogi unigolion i gael mynediad i ystod ehangach o gyfleoedd am lety, ac i leihau'r ddibyniaeth bresennol ar leoliadau preswyl a gwella perfformiad mewn perthynas â thai gwag.

Mae'r Tîm Camddefnyddio Sylweddau wedi parhau i ddarparu gwasanaeth da sydd wedi cael ei werthfawrogi gan y rheiny sy'n defnyddio'r gwasanaeth ac a gydnabuwyd yn allanol pan dderbyniodd wobwr BASW y llynedd.

Cychwynnwyd y gwaith o ddadansoddi'r galw er mwyn datblygu cynllun gweithlu ar gyfer y Gwasanaethau Iechyd Meddwl ac Anableddau Dysgu. Mae adnodd diogelu wedi cael ei leoli yn y gwasanaeth Gwybodaeth, Cyngor a Chymorth yn dilyn cynllun peilot llwyddiannus gyda Phlant ag Anableddau, ac mae'r tîm Pontio ar fin treialu trefniant derbyn ar gyfer gwasanaethau anabledd.

Yn gyffredinol mae ein perfformiad yn ystod 2017 wedi gwella, ond rydym yn cydnabod bod angen cymryd camau adferol mewn perthynas â nifer yr unigolion a leolir mewn lleoliadau preswyl ac mae hyn yn brif flaenoriaeth. Rydym yn gwneud cynnydd da ac er bod meysydd y mae angen rhoi sylw iddynt; mae'r seilwaith bellach yn ei le i'n galluogi i wella'n barhaus ac i gyflawni'r amcanion busnes a bennwyd ar gyfer 2018-2021.

Mae'r arian ar gyfer Grantiau Byw'n Annibynnol Cymru (WILG) bellach yn dod yn uniongyrchol i'r Awdurdod Lleol yn hytrach na'i fod yn cael ei weinyddu gan Lywodraeth Cymru. Oherwydd y newid hwn rydym yn adolygu'r holl gynlluniau gofal a chymorth ar gyfer Grantiau Byw'n Annibynnol Cymru i sicrhau eu bod yn cyflawni'r canlyniadau y maent eu heisiau.

Yn 2017 parhaodd cyfarfodydd y Bwrdd Ymarfer a Pholisi, sy'n goruchwyllo gweithrediad y Ddeddf Gwasanaethau Cymdeithasol a Llesiant. Caiff uwch-swyddogion ar draws y gwasanaethau gofal cymdeithasol i oedolion eu cynrychioli ar y grŵp hwn. Rydym wedi cytuno ar asesiad cyffredin ar gyfer gofal cymdeithasol i oedolion ac wedi ei dreialu mewn timau anableddau dysgu. Mae'r Penaethiaid Gwasanaeth yn mynychu'r Bwrdd Ymarfer Oedolion yn rheolaidd, sydd wedi cryfhau'r cysylltiadau â'r tîm gweithredol.

Rydym wedi adolygu'r strwythur yn y Tîm Camddefnyddio Sylweddau fel ei fod yn adlewyrchu'r strwythur ar draws yr is-adran. Mae'r tîm hefyd wedi symud i Tŷ Elwyn, sydd wedi gwella cysylltiadau â'r timau cymunedol.

Rydym yn gweithredu'r agenda ataliol o fewn y timau Iechyd Meddwl ac Anableddau Dysgu ers Ebrill 2017; e.e. mae'r Timau Iechyd Meddwl Cymunedol wedi ymateb i atgyfeiriadau o dan y Ddeddf Gwasanaethau Cymdeithasol a Llesiant.

Mae ein cynllun i wella sefydlogrwydd lleoliadau yn parhau i gael ei adolygu trwy'r panel lleoli a'r panel parhauster a thrwy ein strategaeth leoli. Bydd penodi Swyddog Lleoli newydd o fewn y tîm maethu o gymorth gyda sefydlogrwydd lleoliadau gan mai'r prif ddyletswyddau fydd edrych ar gydweddu. Cynhelir cyfarfodydd cefnogi lleoliad yn rheolaidd i nodi unrhyw risg o fod y lleoliad yn methu a chanolbwyntio ar unrhyw gymorth ychwanegol y mae ei angen ar ofalwyr.

Yn y tymor hir byddwn yn parhau i ganolbwyntio ar atal ac ar gadw plant gartref gyda'u teuluoedd a'u ffrindiau a thu allan i'r system ofal lle bynnag y bo hynny'n bosibl, trwy ein gwasanaeth 'Edge of Care' newydd a thrwy ddefnyddio dull integredig mewn cydweithrediad ag eraill.

Cynhelir pob cynhadledd achos amddiffyn plant o dan y model 'Signs of Safety' ac mae'r ymarfer yn datblygu ar draws pob tîm. Mae'r holl staff wedi cael sesiynau briffio, a rhoddwyd hyfforddiant uwch pellach i nifer o ymarferwyr sy'n hyrwyddo ac yn gweithredu fel ymarferwyr arweiniol o fewn y gwasanaeth. Mae'r Gwasanaeth Maethu hefyd wedi datblygu'r model hwn o fewn ei arferion gwaith. Mae'r Gwasanaeth Swyddogion Adolygu Annibynnol (IRO) yn gweithredu mewn modd mwy rhagweithiol ac yn symud tuag at ymgorffori arferion sy'n canolbwyntio ar ganlyniadau.

Dyrennir Ymgynghorydd Personol i bob person ifanc sy'n gadael gofal sydd yn ymweld yn rheolaidd, yn unol â'r hyn y cytunwyd arno yn ei gynllun llwybr gan fod cynllun llwybr pob plentyn sy'n ymweld yn unigryw iddo ef/hi. Mae cynllun gwaith comisiynu ar y cyd wedi'i roi ar waith gyda'r tîm Cefnogi Pobl a sefydlwyd grŵp llywio. Rydym wedi parhau i weithio gyda'n partneriaid i wella'r opsiynau o ran llety priodol a chymorth â thai i'r holl bobl ifanc agored i niwed rhwng 16-25 oed. Mae cynllun ar waith i ddatblygu, datgomisiynu ac ail-gomisiynu llety priodol. Mae Llwybr Llety St. Basil i'r rheiny sy'n Gadael Gofal yn cael ei archwilio yn unol ag argymhellion Llywodraeth Cymru.

Rydym wedi parhau i archwilio'r posibilrwydd o ddefnyddio tir ysgolion y tu allan i'r oriau dysgu i alluogi plant i gael mwy o fynediad i gyfleoedd chwarae. Mae Ysgol Beca, Ysgol Llys Hywel ac Ysgol Gyfun Emlyn eisoes wedi rhoi hyn ar waith. Mae'r Pod Chwarae yn Ysgol Brynteg bellach yn cael ei ddefnyddio'n llawn ac mae mynediad ar gael iddo y tu allan i'r oriau addysgu. Mae ysgolion newydd yn cael eu cynllunio i ganiatáu'r mynediad hwn.

Mae'r Tîm Addysg a Llesiant (LAC) yn parhau i ddarparu Hyfforddiant Ymwybyddiaeth o Ymlyniad, cyngor a chymorth i bob ysgol er mwyn eu paratoi'n well i allu diwallu anghenion emosiynol plant agored i niwed. Mae'r Gwasanaethau Gofalwyr Ifanc yn cynorthwyo teuluoedd ac ysgolion i wella canlyniadau. Maent yn cydweithio ag ysgolion, y sector iechyd a'r sector gwirfoddol i sicrhau eu bod yn 'ymwybodol o ofalwyr ifanc' ac i ddarparu ystod o fentrau ar gyfer gofalwyr ifanc. Mae ysgolion yn cymryd rhan yn y Wobr Ymwybyddiaeth o Ofalwyr Ifanc.

Mae rhaglenni trawsnewid ar waith yn y Gwasanaethau Iechyd Meddwl ac Anableddau Dysgu ac mae'r is-adran yn cymryd rhan weithredol yn y ddwy raglen. Mae'r rhaglen Iechyd Meddwl wedi symud i'r cam gweithredu.

Sefydlwyd rhaglen Anableddau Dysgu yn ystod 2017. Daethpwyd i gytundeb â'r rhanddeiliaid ynglŷn â'r blaenoriaethau a'r cyfleoedd ar gyfer comisiynu ar y cyd. Mae'r ddwy raglen hyn hefyd yn flaenoriaethau o fewn y Bartneriaeth Ranbarthol.

Mae'r Bwrdd Diogelu Oedolion Rhanbarthol wedi'i hen sefydlu, yn ogystal â'r is-grwpiau ar gyfer hyfforddiant, polisi ac ymarfer ac Adolygiadau Ymarfer Oedolion. Mae'r Grŵp Gweithredol Lleol yn gweithio'n dda, mae'r holl bartneriaid yn dod iddo ac mae perthynas wedi datblygu rhwng asiantaethau allweddol. O ganlyniad ceir mwy o hyder yn y dull amlddisgyblaethol o ddiogelu.

Bu gwelliant sylweddol ym mhrydlondeb ymchwiliadau diogelu, a chafodd systemau a phrosesau eu hailgynllunio fel bod modd monitro data a pherfformiad yn fwy effeithiol. Gwnaed gwelliannau i'r ffurflen atgyfeirio hefyd i alluogi staff i wneud penderfyniadau mwy gwybodus ac amserol.

Yn ystod 2017 sefydlwyd grŵp strategol rhanbarthol i ymateb i ddeddfiad Deddf Trais yn erbyn Menywod, Cam-drin Domestig a Thrais Rhywiol (Cymru) 2015. Mae ein penderfyniad i ddatblygu dull rhanbarthol, ar draws Canolbarth a Gorllewin Cymru, yn cyd-fynd â'r dull rhanbarthol o ddiogelu a'r bartneriaeth gref a'r diwylliant o gydweithio sydd eisoes wedi'u sefydlu ar draws ôl troed rhanbarthol mor fawr.

Mae rhanbarth Canolbarth a Gorllewin Cymru yn cynnwys pedair ardal Awdurdod Lleol sef Sir Gaerfyrddin, Ceredigion, Sir Benfro a Phowys a dau fwrdd iechyd lleol sef Bwrdd Iechyd Prifysgol Hywel Dda a Bwrdd Iechyd Addysgu Powys; ac mae'n ofynnol o dan y Ddeddf fod yr awdurdodau hyn ar y cyd yn cyhoeddi strategaeth Trais yn erbyn Menywod, Cam-drin Domestig a Thrais Rhywiol.

Cadeirydd y grŵp rhanbarthol yw Pennaeth Gwasanaeth y Gwasanaethau Iechyd Meddwl ac Anableddau Dysgu, sydd hefyd yn arwain y gwaith hwn ar gyfer y rhanbarth. Mae camau hefyd ar y gweill i recriwtio Ymgynghorydd Rhanbarthol a fydd yn bwrw ymlaen â'r gwaith o gyflwyno'r strategaeth a'r fframwaith cyflawni er mwyn atal trais a chamdriniaeth, amddiffyn dioddefwyr a chefnogi pawb yr effeithir arnynt.

Mae strategaeth ddrafft a chynllun cyflawni wedi'u cwblhau a byddant yn destun ymgynghori rhwng mis Ebrill a mis Mehefin 2018. Un o'r prif ddulliau o gyflwyno'r Ddeddf yw'r Fframwaith Hyfforddi Cenedlaethol. Mae Llywodraeth Cymru wedi cyflwyno canllawiau statudol sy'n amlinellu pwy y mae'n rhaid eu hyfforddi yn unol â deilliannau dysgu y cytunwyd arnynt yn genedlaethol, a hynny o fewn amserlenni penodedig.

Mae'n nodi chwe grŵp targed i'w hyfforddi a'r hyfforddiant gloywi/diweddaru a fyddai'n ofynnol dros gyfnod o bum mlynedd. Hyd yma mae 3,353 o bobl yn Awdurdod Lleol Sir Gaerfyrddin wedi derbyn hyfforddiant trwy'r modiwl e-ddysgu; bydd hyfforddiant Grwpiau 1, 2 a 3 yn cychwyn ym mis Ebrill 2018.

Mae'r partneriaid wedi bod yn cydweithio er mwyn cytuno ar ddogfen drothwy, a fydd yn destun ymgynghori ac yn cael ei rhoi ar waith yn ystod 2018. Yr Uwch-reolwr Diogelu sydd wedi bod yn arwain y gwaith hwn. Mae'r modd y cofnodir prosesau diogelu wedi'i symleiddio a chyflwynwyd systemau newydd, sy'n ein galluogi i fonitro a mesur perfformiad yn fwy effeithiol.

Bu ystod helaeth o gyfleoedd dysgu a datblygu o fewn a rhwng sefydliadau. Mae hyn yn cynnwys digwyddiadau "Hyfforddi'r Hyfforddwr" o fewn y Cyngor er mwyn gweithredu'r Ddeddf Gwasanaethau Cymdeithasol a Llesiant (gan gynnwys yr elfennau sy'n ymwneud yn benodol â diogelu) a hyfforddiant ar y cyd â Heddlu Dyfed-Powys ar y Gorchmynion Amddiffyn a Chynorthwyo Oedolion (Deddf Gwasanaethau Cymdeithasol a Llesiant) newydd.

Ceir prosesau sefydledig ar gyfer monitro perfformiad darparwyr yn y sector cartrefi gofal ac mewn darpariaeth gofal cartref. Mae nifer o ddarparwyr wedi bod yn destun Pryderon Cynyddol yn ystod 2017. O dan yr amgylchiadau hyn bu staff comisiynu, diogelu a rheoli gofal yn cydweithio i sicrhau bod unigolion wedi'u diogelu.

Un cyflawniad arwyddocaol iawn a wnaed yn ystod 2017 yw bod yr adolygiad TIC o gyfleoedd dydd wedi symud i'r cam gweithredu. Cafodd yr adolygiad hwn ei arwain gan y rheiny sy'n defnyddio ein gwasanaethau a staff rheng flaen. Sefydlwyd strwythur rheoli prosiect i weithredu argymhellion yr adolygiad TIC, a fydd yn llywio model gwasanaeth cynaliadwy ar gyfer y dyfodol, a bydd yn darparu gwell canlyniadau a llwybrau dilyniant i unigolion.



Cynhaliwyd adolygiad TIC hefyd o'r broses o gomisiynu lleoliadau preswyl, o'r asesiad i'r lleoliad. Cafodd yr adolygiad hwn, sydd wedi tynnu sylw at feysydd sylweddol lle mae angen gwelliant, groeso brwd gan y staff. Ar hyn o bryd rydym yn cydweithio â'r sector iechyd i ailddylunio'r broses.

Mae'r is-adran wedi bod yn cymryd rhan lawn yn y broses o ddatblygu Datganiad o Sefyllfa'r Farchnad a'r Cynllun Ardal Leol, sy'n llywio'r gwaith o ddatblygu Strategaeth Anableddau Dysgu a chynigion i'w cyflwyno i'r Gronfa Gofal Integredig ar gyfer 2018/2019. Mae'r gwaith hwn yn mynd rhagddo a dyma fydd busnes craidd yr is-adran ar gyfer 2018/2019 fel rhan o'r agenda partneriaeth ranbarthol.

Mae'r Awdurdod Lleol yn arwain y Datblygiad Llynnoedd Delta yn Llanelli. Bydd y Pentref Llesiant, a fydd yn cynnwys cyfleusterau hamdden, gofal ychwanegol, a darpariaeth iechyd a nyrsio, yn brosiect adfywio gyda'r nod o drawsnewid ein hymagwedd tuag at iechyd a llesiant yn Llanelli. Mae'r is-adran Gwasanaethau Iechyd Meddwl ac Anableddau Dysgu hefyd wedi bod yn rhan o'r datblygiad hwn, gan sicrhau y bydd y pentref llesiant yn diwallu anghenion pobl ag anableddau dysgu a materion iechyd meddwl.

Rydym wedi cydweithio â phartneriaid i ddatblygu Strategaeth Gomisiynu ar gyfer Anableddau Dysgu a fydd yn cael ei chyflwyno i'r Pwyllgor Craffu ym mis Ebrill.

Byddwn yn cefnogi'r dull o ddatblygu strategaeth eiriolaeth gyffredinol ar gyfer plant ac oedolion. Rydym yn ystyried dull o weithio gyda Chyngor Sir Powys i ddod yn rhan o wasanaeth eiriolaeth ranbarthol ehangach i blant ac oedolion er mwyn rhoi ystyriaeth i drefniadau diogelu ranbarthol y pedair sir. Mae hyn yn rhoi'r gefnogaeth sylfaenol i ni i ddarparu cyllid i Rwydwaith Eiriolaeth Rhanbarthol Gorllewin Cymru er mwyn hwyluso'r gwaith o ymgysylltu â defnyddwyr.

Ar hyn o bryd mae gennym ein trefniadau comisiynu eiriolaeth ein hunain fel Awdurdod Lleol, ar hyn o bryd rydym yn comisiynu eiriolaeth arbenigol e.e. ar gyfer pobl ag anableddau dysgu, iechyd meddwl, dementia, plant a gofalwyr. Ar hyn o bryd mae gennym gontract gyda Pobl yn Gyntaf Sir Gaerfyrddin ac Eiriol. Mae Cyngor Sir Ceredigion yn comisiynu eiriolaeth gennym ni.

Mewn partneriaeth â Chyngor Sir Penfro, rydym wedi cynnal hunanasesiadau ar gyfer gweithredu'r côd ymarfer ar eiriolaeth. Ceir tystiolaeth sy'n awgrymu bod lle i adeiladu ar y trefniadau presennol a'u gwella. Rydym wedi nodi y gellid gwella'r trefniadau comisiynu eiriolaeth ar gyfer oedolion hŷn heb ddementia a'r rheiny ag anableddau corfforol.

Gyda'n partneriaid ym Mwrdd Iechyd Prifysgol Hywel Dda sydd ar hyn o bryd yn cynnal adolygiad o ddarpariaeth eirioli mewn perthynas ag Iechyd Meddwl ac Anableddau Dysgu, mae hyn yn gyfle da i sicrhau bod y ddwy elfen o'r gwaith yn gysylltiedig â'i gilydd.

5. Sut ydym yn darparu ar gyfer ein dinasyddion

(a) Ein gweithlu a'r modd yr ydym yn cefnogi eu rôl broffesiynol

Dosbarthwyd arolwg staff ar gyfer oedolion yn ystod mis Medi 2017 a'r thema eleni oedd cyfathrebu, arfarnu ac ymgysylltu. Mae yna 1,886 o aelodau staff yn yr adran a chafwyd 653 o ymatebion, sy'n cyfateb i 35%.

Yn dilyn yr arolwg staff a'r Digwyddiad ar gyfer Rheolwyr Pobl gofynnem i holl staff yr Adran "Sut Gyflogwr yw eich Is-adran?"

Pa mor debygol fydddech o argymhell eich is-adran fel cyflogwr i rywun rydych yn ei adnabod?

Y sgôr cyffredinol ar gyfer yr Adran Cymunedau yw "Da"

Mae 558 o ymatebion wedi dod i law, sef **30%** o holl weithlu ein hadran.

Trefnom Ddigwyddiad ar gyfer Rheolwyr Pobl ac roedd amrywiaeth o reolwyr o bob is-adran yn bresennol sef **194** o reolwyr pobl i gyd, roedd hyn yn cyfateb i **72%**.

Roedd thema'r digwyddiad yn seiliedig ar Lesiant. Roedd yr adborth a gafwyd o'r digwyddiad yn gadarnhaol.



Cynhaliwyd Arolwg Staff yn y Gwasanaethau Plant yn ystod 2017:

- Roedd **37%** wedi bod yn gweithio i Sir Gaerfyrddin ers 10+ mlynedd
- Teimlai **89%** o'r staff fod yr uwch-reolwyr yn weladwy ac yn hawdd mynd atynt
- Roedd **66%** yn cael boddhad o'u swydd; roedd **26%** yn cael boddhad mawr
- Teimlai **16%** o'r staff yn rhwystredig ynglŷn â chyfarpar TG / systemau / cronfeydd data a phrosesau oedd wedi dyddio.
- Teimlai **93%** o'r staff (154) a holwyd y gallent fynd at rywun yn yr Awdurdod Lleol i gael cymorth a chefnogaeth pe bai ganddynt broblem (mewn perthynas â'r gwaith neu â'u bywyd personol).



At ei gilydd ymddangosai fod y staff yn gyffredinol yn hapus ac yn cael boddhad o'u swydd. Ymateb amlwg iawn oedd fod y staff yn teimlo eu bod yn cael eu gwerthfawrogi am y gwaith y maent yn ei wneud yn helpu ac yn cefnogi teuluoedd, a'u bod yn gwneud gwahaniaeth cadarnhaol. Mae'r gweithwyr yn ymwneud â chlustnodi a chyfrannu at wella'r gwasanaeth drwy'r Grŵp Gwella Adborth sy'n cynnwys cynrychiolwyr o bob un o'r timau gofal plant.

Fel asiantaeth arweiniol ar gyfer amddiffyn plant mae'n bwysig sicrhau bod ein staff a'r systemau sydd ar waith yn diogelu llesiant plant. Rydym yn ystyried ei bod hi'n bwysig iawn cadw gweithwyr cymdeithasol sydd wedi'u hyfforddi ac sydd â phrofiad yn maes amddiffyn plant, gyda llwythi achosion sy'n eu galluogi i ganolbwyntio ar asesu a risg, gan gynnal ac adeiladu ar gysylltiadau ag asiantaethau eraill, a hyrwyddo gwaith diogelu trwy'r awdurdod cyfan.

Rydym yn gwerthfawrogi cyfraniad, ymroddiad a gwaith caled y gweithlu wrth barhau i ddarparu gwasanaeth o safon uchel a sicrhau gwelliannau ac effeithlonrwydd, er gwaethaf nifer o newidiadau diweddar i ymarfer yn sgil gweithredu'r Ddeddf newydd a modelau gweithio newydd.

Rydym yn parhau i fonitro llwythi achosion bob mis i sicrhau eu bod yn briodol ac yn hylaw. Mae gennym ymrwymiad cryf i sicrhau bod goruchwyliaeth, hyfforddiant a datblygiad yn digwydd yn rheolaidd.

Mae ein gweithlu gwasanaethau cymdeithasol plant yn parhau i fod yn sefydlog, gyda lefel y swyddi gwag yn isel sef 4.3% yn unig (ar 31/3/18).

Mae cadw nifer y swyddi gwag mor isel ag y bo modd yn hollbwysig wrth sicrhau bod ein holl blant ac oedolion y mae angen gofal a chymorth arnynt, a phlant sy'n derbyn gofal, yn cael eu diogelu. Mae'r gweithlu rheoli gofal mewn gwasanaethau oedolion hŷn wedi bod yn hynod sefydlog dros y blynyddoedd; fodd bynnag, yn ystod y 12 mis diwethaf rydym wedi gweld nifer o staff yn gadael. Ymddengys bod recriwtio staff newydd hefyd yn gallu bod yn anodd, yn enwedig wrth geisio denu staff profiadol a staff sydd â diddordeb mewn gweithio yn ardal Tywi, Taf a Theifi.

Mae recriwtio a chadw staff ar gyfer ein gweithlu darparu gofal cymdeithasol hefyd yn parhau i fod yn broblem. Rydym wedi bod yn datblygu rôl gweithiwr iechyd a gofal cymdeithasol, sydd wedi arwain at fod darparwyr gofal cymdeithasol yn ymgymryd â thasgau a oedd yn draddodiadol yn cael eu gwneud gan ddarparwyr gofal iechyd.

Mae Llywodraeth Cymru wedi hyrwyddo'r broses o broffesiynoli'r gweithlu, yn rhannol er mwyn rhoi hyder i'r cyhoedd y byddant yn derbyn gwasanaeth gan unigolyn cymwys sy'n atebol yn broffesiynol. Mae Gweithwyr Cymdeithasol yn awr wedi'u cofrestru ac mae fframwaith CPEL ar waith i gefnogi'r broses o ddatblygu ymarfer. Darperir rhaglen ymsefydlu sy'n dilyn cynllun i'r holl staff sy'n dechrau mewn gwasanaethau oedolion a phlant.

Darperir grwpiau cefnogi cymheiriaid a chynllun mentora i weithwyr cymdeithasol sydd newydd gymhwyso ynghyd â rhaglen 'blwyddyn ymarfer gyntaf' fel rhan o'n Partneriaeth Datblygu Gweithlu Gofal Cymdeithasol (SCWDP).

Mae ein hymrwymiad i ddydsu a datblygu parhaus i sicrhau gweithlu gofal cymdeithasol proffesiynol a medrus wedi parhau trwy Raglen Datblygu'r Gweithlu Gofal Cymdeithasol a Gofal Cymdeithasol Cymru.



Pennaeth y Gwasanaethau Integredig yw Hyrwyddwr Iaith Gymraeg yr Adran. Sefydlwyd grŵp strategol i sicrhau cydymffurfiaid â Safonau'r Gymraeg. Mae'r grŵp wedi goruchwylio'r gwaith o ddadansoddi ein sefyllfa bresennol yn Sir Gaerfyrddin mewn perthynas â'r 'cynnig gweithredol' ac mae gan bob is-adran gynlluniau ar waith ar gyfer gwelliant.

Caiff y gweithlu gofal cymdeithasol yn Sir Gaerfyrddin ei gynnal gan Grant Gweithlu Gofal Cymdeithasol Cymru, Rhaglen Datblygu'r Gweithlu Gofal Cymdeithasol Cymru a chyllid cyfatebol ychwanegol yr Awdurdod Lleol. Caiff cynlluniau'r gweithlu eu datblygu ar y cyd â'r sector a chaiff y strategaeth ei chymeradwyo drwy gyfrwng Bwrdd Partneriaeth Ranbarthol Gorllewin Cymru. Caiff y cynllun gwaith ei reoli gan dîm Rhaglen Datblygu'r Gweithlu Gofal Cymdeithasol Cymru, sy'n cynnig ystod eang o gyfleoedd dysgu a datblygu ar gyfer Gwasanaeth Datblygu Trefniadaeth Rheoli Pobl is-adrannol y sector cyfan.

Yn 2017-18, cyflwynodd Rhaglen Datblygu'r Gweithlu Gofal Cymdeithasol Cymru dros 11,557 o gyfleoedd dysgu a datblygu i weithwyr ar draws y gweithlu gofal cymdeithasol cyfan, a oedd yn cynnwys 1,802 o staff y sector gofal annibynnol.

Caiff hyfforddiant ei ddarparu'n lleol neu'n rhanbarthol er mwyn helpu ymarferwyr i wella a datblygu eu sgiliau. Roedd y rhain yn cynnwys y rhaglenni canlynol:

- Derbyniodd 342 aelod o staff hyfforddiant ar ystod o raglenni'n ymwneud â dementia.
- Bu 467 o staff yn bresennol mewn ystod o sesiynau ar Ddiogelu.
- Dilynodd 3,353 aelod o staff ar draws y Cyngor fodiwl e-ddysgu ar Ddeddf Trais yn erbyn Menywod, Cam-drin Domestig a Thrais Rhywiol 2015. Roedd hyn yn cynnwys staff o'r Gwasanaethau Cymunedol, Addysg a Gwasanaethau Plant, yr Amgylchedd, y Gwasanaethau Corfforaethol ac Adran y Prif Weithredwr.

Ar gyfer 2017-18 bydd y meysydd canlynol yn flaenoriaethau allweddol:

- Cynorthwyo'r gweithlu gofal cartref i baratoi ar gyfer cofrestru a gwybodaeth ategol/rôl yr unigolion cyfrifol.
- Cynorthwyo rheolwyr gofal cymdeithasol i hyfforddi, datblygu a chymhwyso.
- Gofal sy'n Canolbwyntio ar Ganlyniadau a Chymorth Ymarfer.
- Rhaglenni cymhwyso ar gyfer Gwaith Cymdeithasol.
- Rhaglenni ôl-gymhwyso ar gyfer Gwaith Cymdeithasol.
- Cynorthwyo gweithwyr gofal cymdeithasol rheng flaen i ddatblygu eu sgiliau yn gyffredinol mewn perthynas â gofal cymdeithasol.
- Galluogi'r gweithlu i fodloni'r gofynion rheoleiddiol ar gyfer cymhwyso a/neu gofrestru.
- Ystod o raglenni rhanbarthol a lleol.

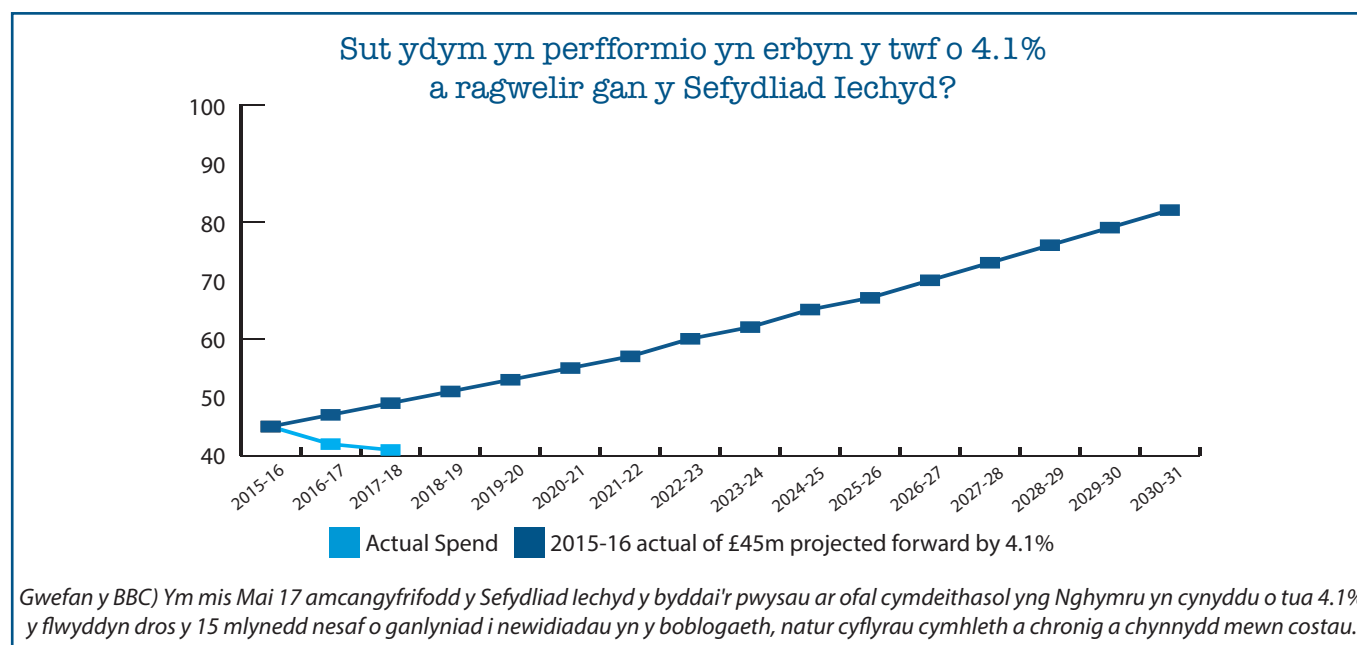
Bu Tîm Rhaglen Datblygu'r Gweithlu Gofal Cymdeithasol Cymru yn cynorthwyo pobl i ymgymryd ag ystod o gymwysterau ar gyfer staff sy'n gweithio ym maes gofal cymdeithasol. Yn 2017-18, cyflawnodd 44 o weithwyr gofal cymdeithasol Unedau, Tystysgrifau a Diplomâu Iechyd a Gofal Cymdeithasol QCF. Yn ogystal â hyn, cefnogwyd ystod o gymwysterau rheoli ac ôl-gymhwyso o Lefel 2 i Lefel 7.

Yn 2017-18 derbyniwyd a secondiwyd 41 o bobl gan Gyngor Sir Caerfyrddin i hyfforddi fel Gweithwyr Cymdeithasol. Cynhelir yr hyfforddiant dros 3 blynedd ar gyfer myfyrwyr gradd a thros 2 flynedd ar gyfer myfyrwyr gradd meistr. Yn 2017-18, cyflawnodd 2 aelod o staff Sir Gaerfyrddin eu cymhwyster tra oeddent ar secondiad. Mae'r Tîm hefyd yn gefnogol i gyflwyno Addysg a Dysgu Proffesiynol Parhaus [CPEL] i weithwyr cymdeithasol cymwys, ac yn ystod 2017-18 dechreuodd 5 Gweithiwr Cymdeithasol gyrsiau CPEL. Yn ogystal â'r rhain, dechreuodd 22 Gweithiwr Cymdeithasol ar y Rhaglen Gadarnhau wedi iddynt lwyddo i gwblhau eu blwyddyn gyntaf o ymarfer cymwys. Rydym yn parhau i weithredu ein rhaglen cymorth a datblygu ar gyfer y flwyddyn gyntaf o ymarfer, sy'n cynnwys amrywiaeth o gyfleoedd hyfforddiant a chymorth mentora sydd yn ymestyn i'w tair blynedd gyntaf o ymarfer.

(b) Ein hadnoddau ariannol a sut yr ydym yn cynllunio ar gyfer y dyfodol

Cyllideb Sylfaenol 2018-2019	Gwariant £k	Incwm £k	Net £k
Cartrefi a Chymunedau mwy Diogel	19,253	-5,593	13,660
Gwasanaethau Integredig	44,275	-14,032	30,243
Iechyd Meddwl, Anableddau Dysgu a Diogelu	46,656	-12,345	34,311
Perfformiad, Dadansoddi a Systemau	329	-23	306
Cymorth	4,066	-1,873	2,193
Comisiynu	903	-19	884
Y Bartneriaeth Ranbarthol	1,163	-964	199
Gwasanaethau Plant	25,111	-5,762	19,349
Cyfanswm	141,756	-40,611	101,145

Y pwysau mwyaf o ran rheoli'r gyllideb adrannol yw'r twf yn nifer y bobl hŷn yn y sir ynghyd ag anghenion cynyddol gymhleth y bobl fregus iawn a'r henoed. Os na chaiff hyn ei reoli, mae'n arwain at gynnydd yn nifer y defnyddwyr gwasanaeth a chynnydd ym maint y pecynnau sydd gan bob unigolyn. O gysylltu hyn â chostau cynyddol darparwyr oherwydd costau uwch (isafswm cyflog) a'r disgwyliadau cynyddol uwch sydd ar safonau yn sgil rheoleiddio, mae'n creu proffil cyllidebol a allai fod yn drychinebus ar gyfer pob Cyngor.



Dros yr ychydig flynyddoedd diwethaf rydym wedi llwyddo i gynnwys ein gwariant a chomisiynu gofal mewn modd cymesur, sy'n hyrwyddo gofal person-ganolog ac annibyniaeth.

Mae datblygu cyllidebau cyfun ar draws y gwasanaethau iechyd a gofal cymdeithasol ar gyfer cartrefi gofal yn orfodol erbyn Ebrill 2018. Mae gan Gyngor Sir Caerfyrddin a Bwrdd Iechyd Prifysgol Hywel Dda eisoes berthynas waith effeithiol; mae hyn yn cynnwys cyllidebau cyfun ac integreiddio ymhellach y gwaith o reoli a darparu gwasanaethau ar gyfer gofal cymdeithasol a gwasanaethau cymunedol i bobl hŷn.

Sefydlwyd bwrdd prosiect i oruchwylio'r gwaith hwn a phenodwyd rheolwr prosiect. Mae'r Bwrdd Partneriaeth Ranbarthol wedi nodi Sir Gaerfyrddin fel 'arweinydd' ar gyfer y flaenoriaeth ranbarthol hon yn ymwneud â Gofal Gorllewin Cymru a bydd yr hyn a ddysgir o hyn yn cael ei rannu â chydweithwyr yng Ngheredigion a Sir Benfro.

Mae'r swyddogion wedi ymgymryd â dadansoddiad manwl o gostau darparwyr ac wedi cychwyn ar gyfres o drafodaethau â'r 5 darparwr mwyaf o ran byw â chymorth.

Yn sgil y wybodaeth a ddatblygwyd ynglŷn â chostau staffio a'r dull agored a thryloyw a ddefnyddiwyd, roedd y trafodaethau hyn yn llwyddiannus ac maent hefyd wedi arwain at well perthynas rhwng y darparwr a'r comisiynydd.

(c) Ein harweinyddiaeth wleidyddol leol, llywodraethu ac atebolrwydd

Cyfarwyddwr y Gwasanaethau Cymdeithasol yw Cadeirydd y Grŵp Gweithredol CYSUR.

Lleolir yr Is-adran Gwasanaethau Plant o fewn yr Adran Addysg a Gwasanaethau Plant, sydd wedi'i hen sefydlu ac sy'n hyrwyddo cysylltiadau cryfion ag ysgolion, lles addysg a gwasanaethau seicoleg addysg.

Ceir cyfeiriad strategol clir ar gyfer y gwasanaeth gyda phrotocol ffurfiol ar waith ar gyfer llywodraethu gofal cymdeithasol sy'n cysylltu'r gwasanaethau plant â'r agenda gwasanaethau cymdeithasol, iechyd a thai ehangach. Mae gan Gyfarwyddwr y Gwasanaethau Cymdeithasol oruchwyliaeth dda dros faterion gwasanaethau plant a chynhelir cyfarfodydd ffurfiol rhwng Pennaeth y Gwasanaethau Plant a Chyfarwyddwr y Gwasanaethau Cymdeithasol.

Ceir perthynas effeithiol rhwng Aelodau'r Bwrdd Gweithredol a'r Penaethiaid Gwasanaeth. Mae Aelodau'r Bwrdd Gweithredol yn gefnogol i'r gwasanaethau ac yn ymweld â thimau'r rheng flaen a darparwyr gwasanaeth yn rheolaidd ac yn mynd i grwpiau cymunedol priodol yn ogystal â chynadleddau cenedlaethol perthnasol. Yn yr un modd, ceir cyfleoedd rheolaidd i gysylltu â'r Cyngor Iechyd Cymunedol.

Mae gan Sir Gaerfyrddin gytundeb Adran 33 cyffredinol ar waith ers 2007. Darparodd hyn y trefniadau llywodraethu angenrheidiol er mwyn datblygu seilwaith gwasanaethau iechyd cymunedol a gofal cymdeithasol integredig i gefnogi iechyd a llesiant oedolion hŷn ac oedolion ag anableddau corfforol a/neu namau synhwyraidd. Yn benodol mae hyn yn berthnasol i'r is-adran Gwasanaethau Integredig ac mae wedi caniatáu i ni ddatblygu strwythur rheoli integredig. Mae ein Pennaeth Gwasanaeth a'r Rheolwyr Ardal Leol yn gyfrifol am wasanaethau iechyd a gofal cymdeithasol Sir Gaerfyrddin a'i hardaloedd lleol.

Sefydlwyd Partneriaeth Gofal Gorllewin Cymru ers 2016 yn unol â'r ddyletswydd o dan Ran 9 o Ddeddf Gwasanaethau Cymdeithasol a Llesiant (Cymru) (2014) ac mae'n gosod rheidrwydd ar Gynghorau a Byrddau Iechyd Lleol i sefydlu a chynnal cronfeydd cyfun - wedi'u tanategu gan gytundebau cyfreithiol –

- Arfer eu swyddogaethau o ran cartrefi gofal i oedolion (cartrefi preswyl a chartrefi nyrsio) (erbyn 6 Ebrill 2018).
- arfer eu swyddogaethau o ran cymorth i deuluoedd.
- Swyddogaethau penodedig a arferir ar y cyd mewn ymateb i Asesiadau o'r Boblogaeth, lle ystyrir bod trefniadau o'r fath yn briodol.

Cynrychiolir y Cyngor ar lefel uwch ar y Bwrdd Partneriaeth Ranbarthol statudol gan y Cyfarwyddwr Cymunedau a'r Aelod o'r Bwrdd Gweithredol dros Ofal Cymdeithasol ac Iechyd, sydd yn is-gadeirydd.

Mae'r Cyngor yn cynnal Uned Cydweithredu Rhanbarthol fach sy'n darparu cymorth strategol a chymorth rhaglen i'r bartneriaeth a chaiff ei chyllido trwy Gronfa Gofal Integredig Llywodraeth Cymru ochr yn ochr â chyfraniadau gan dri awdurdod lleol y rhanbarth.

Mae hefyd wedi chwarae rhan allweddol wrth ddatblygu trefniadau llywodraethu rhanbarthol uwch, sydd â'r nod o symleiddio'r broses integredig o wneud penderfyniadau ar draws asiantaethau partner trwy strwythur cyd-bwyllgor. Disgwylir i'r trefniadau hyn fod yn weithredol o ganol 2018 ymlaen.

Mae Sir Gaerfyrddin, fel yr arweinydd ar gyfer blaenoriaeth strategol 'cronfa gyfun' Partneriaeth Gofal Gorllewin Cymru, hefyd yn archwilio cyfleoedd eraill i gyfuno cronfeydd ar draws ein rhanbarth. Mae hyn yn cynnwys Stordai Offer Integredig a Gwasanaethau Gofal Canolradd.

Maes blaenoriaeth arall ar gyfer y Bartneriaeth yw 'Gwybodaeth, Cyngor a Chymorth ac Atal'. Yma mae Sir Gaerfyrddin wedi arwain y gwaith o gomisiynu capasiti allanol er mwyn adolygu'r trefniadau presennol ledled rhanbarth Gorllewin Cymru gyda golwg ar ddatblygu Fframwaith Atal ar gyfer Gorllewin Cymru, wedi'i hategu gan safonau rhanbarthol cyffredin.

Llywiwyd y gwaith hwn yn uniongyrchol gan waith arloesol Dewis Sir Gâr. Mae'r cydweithio rhwng yr awdurdod a Chyngor Sir Penfro mewn perthynas â chomisiynu strategol hefyd yn gosod sylfaen ar gyfer yr uchelgais o ddatblygu arferion comisiynu integredig ar draws y tri awdurdod lleol a Bwrdd Iechyd Prifysgol Hywel Dda yn y dyfodol.

O dan adran 14A o'r Ddeddf, mae'n ofynnol i Awdurdodau Lleol a Byrddau Iechyd Lleol hefyd ddatblygu Cynllun Ardal ar y cyd, i fod yn gyson â'r broses asesu poblogaeth gyfun ac i gyfrannu'n sylweddol at yr amcan o gael gwasanaethau gofal a chymorth integredig a chynaliadwy. Datblygwyd Cynllun Ardal Gorllewin Cymru dros y 12 mis diwethaf gyda rhanddeiliaid allweddol o Gyngor Sir Caerfyrddin yn cyfrannu at y broses. Mae'r cynllun i fod i gael ei gyhoeddi ar wefan Partneriaeth Gofal Gorllewin Cymru a Phartneriaid erbyn mis Ebrill.

Mae Bwrdd Gwasanaethau Integredig Sir Gaerfyrddin yn adrodd yn uniongyrchol wrth Fwrdd Partneriaeth Ranbarthol Gorllewin Cymru ac yn sicrhau bod y blaenoriaethau rhanbarthol ar gyfer y naill sefydliad a'r llall yn cael eu cyflwyno'n effeithlon ac yn effeithiol ar lefel weithredol.

Sefydlwyd y Bwrdd Gwasanaethau Cyhoeddus fel y ddyletswydd o dan Ddeddf Llesiant Cenedlaethau'r Dyfodol (Cymru). Mae'r Bwrdd Gwasanaethau Cyhoeddus wedi nodi amcanion llesiant allweddol, sydd wedi bod yn destun ymgynghori ac sydd wedi'u cyhoeddi. Sefydlwyd Grwpiau Thematig i oruchwylio'r broses o'u gweithredu a chaiff yr holl gamau gweithredu eu cynnwys yn y cynlluniau busnes.

Mae ein Polisi Diogelu Corfforaethol yn hyrwyddo gwell dealltwriaeth ymhlith staff, cynghorwyr a phobl sy'n gweithio ar ein rhan ynghylch y canllawiau sydd ar waith er mwyn diogelu plant ac oedolion.

Mae gennym gynlluniau gweithredu ar gyfer y Tîm Diogelu Pobl, Amddiffyn Oedolion a Diogelu Corfforaethol, a rhoddir blaenoriaeth uchel i'r rhain.

Mae'r Cyngor hefyd yn parhau i gydymffurfio â'r ddyletswydd 'atal' o dan Ddeddf Gwrthderfysgaeth a Diogelwch 2015.

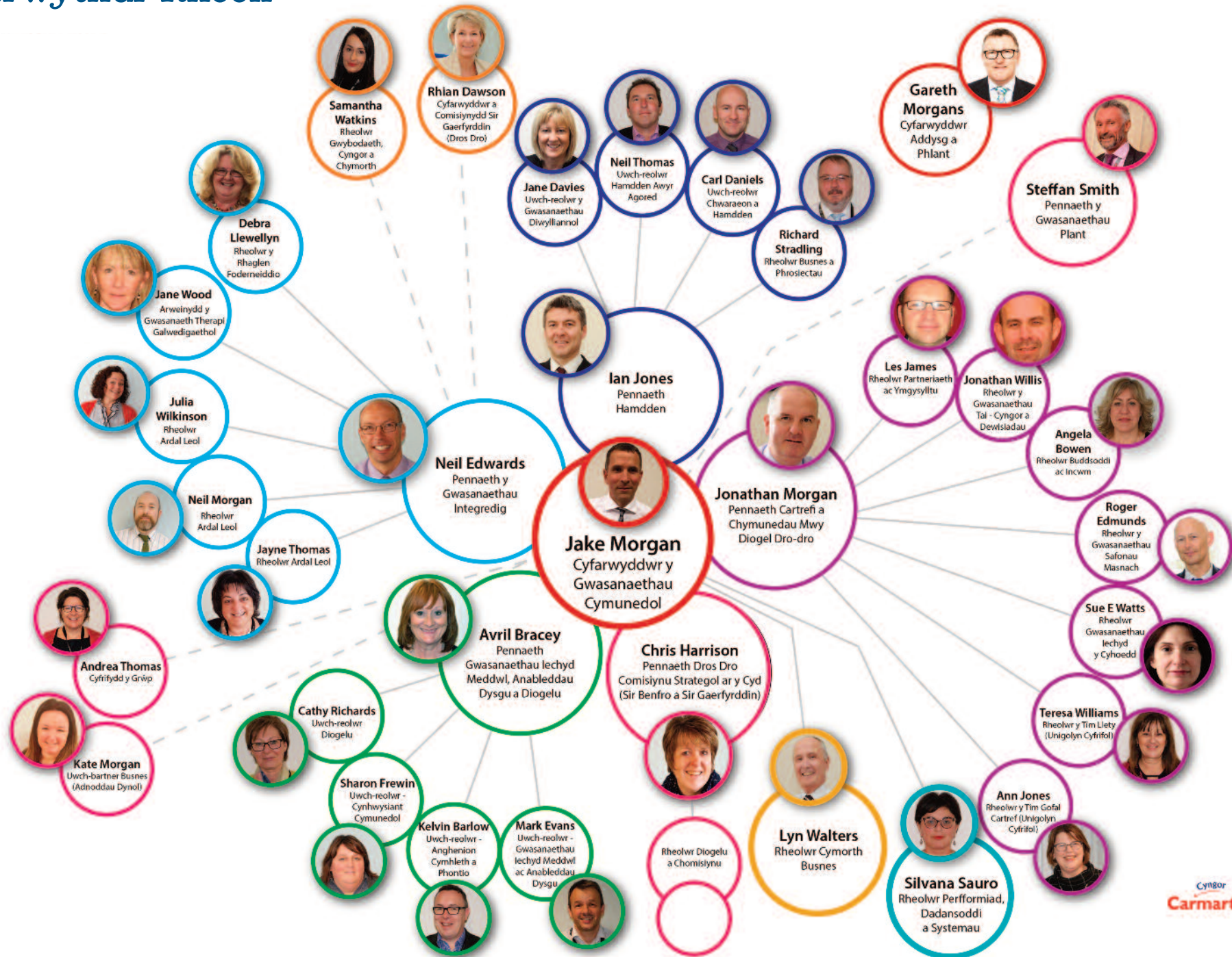
Mae hyn yn ei gwneud yn ofynnol i gynghorau chwarae rhan trwy ymateb i'r her ideolegol - gan gynnwys rhoi cyngor a chymorth i helpu i atal pobl rhag cael eu denu at derfysgaeth. Felly, os ydym yn meddwl bod person mewn perygl o gael ei radicleiddio, byddwn yn gweithio gyda sefydliadau eraill i asesu'r sefyllfa, a datblygu cynllun cymorth ar gyfer yr unigolyn dan sylw.

Mae'r strwythur canlynol yn amlinellu'r drefn arweinyddiaeth a llywodraethu ar gyfer y Gwasanaethau Cymdeithasol a sut yr ydym yn gweithredu o fewn proses y Cyngor o wneud penderfyniadau. Caiff yr holl benderfyniadau a pholisïau mawr eu gwneud gan y Cyngor Sir.

Cyngor Sir Caerfyrddin	74 aelod etholedig.
Y Bwrdd Gweithredol	10 aelod etholedig, cabinet y Cyngor. Arweinydd y Cyngor yw'r Cadeirydd, sef y Cynghorydd E. Dole
Aelodau ein Bwrdd Gweithredol	Y Cynghorydd Jane Tremlett - Gwasanaethau Oedolion Y Cynghorydd Glynog Davies - Gwasanaethau Plant
Y Pwyllgorau Craffu	Mae aelodau etholedig hefyd yn craffu ar y penderfyniadau a wnawn. Mae gennym y pwyllgorau craffu canlynol: <ul style="list-style-type: none"> • Gofal Cymdeithasol ac Iechyd • Addysg a Gwasanaethau Plant
Y Tîm Rheoli Corfforaethol	Chaired by the Chief Executive and includes the Assistant Chief Executives and Directors
Y Tîm Rheoli Adrannol	Yr Adran Cymunedau, dan gadeiryddiaeth y Cyfarwyddwr
Cyfarfodydd Gwasanaeth a Pherfformiad yr Uwch-reolwyr	Dan gadeiryddiaeth y Penaethiaid Gwasanaeth
Cyfarfodydd Tîm	Mae pob un o dimau'r is-adran yn cael cyfarfodydd tîm sy'n cyfrannu at y broses o wneud penderfyniadau. Mae'r rheolwyr yn rhoi'r newyddion diweddaraf i'w timau ynghylch y penderfyniadau a wnaed trwy gyfuniad o gyfarfodydd grŵp a chyfarfodydd un i un/goruchwylio.

6. Strwythur Rheoli

Tudalen 70



Atodiad 1

Beth yw ein Blaenoriaethau Strategol ar gyfer 2018/2019

Oedolion

1. Sicrhau bod y Cyngor yn ymateb i ofynion y Ddeddf Gwasanaethau Cymdeithasol a Llesiant ac yn cydymffurfio'n llwyr â nhw, gan gynnwys:
2. Datblygu mynediad 24 awr i wasanaethau Gwybodaeth, Cyngor a Chymorth.
3. Cyflwyno cyllideb gyfun rhwng gofal cymdeithasol ac iechyd ar gyfer gofal preswyl.
4. Sefydlu cyd-bwyllgor rhanbarthol ar gyfer gwasanaethau cymdeithasol gyda phartneriaid perthnasol.
5. Parhau i wella'r ddarpariaeth cyfleoedd dydd i bobl ledled y Sir.
6. Asesu'r trefniadau gofal preswyl yn ardal Llanelli i sicrhau bod llety priodol yn cael ei ddarparu yn yr ardal.
7. Cynnal darpariaeth fewnol gref a chynaliadwy yn y Cyngor ar gyfer gofal cartref a gofal preswyl.
8. Atgyfnerthu ymhellach y ddarpariaeth a'r defnydd o'r Gymraeg yn y gwasanaethau gofal cymdeithasol er mwyn gallu darparu gwasanaethau yn newis iaith y defnyddwyr gwasanaeth.
9. Gweithio gyda phartneriaid yn cynnwys Bwrdd Iechyd Prifysgol Hywel Dda a darparwyr y trydydd sector i sicrhau bod cymorth a gwasanaethau gofal iechyd meddwl priodol ar gael.
10. Darparu cymorth i ofalwyr, a gofalwyr ifanc yn benodol, i'w galluogi i barhau i ddarparu'r gofal amhrisiadwy y maent yn ei gynnig i berthnasau a ffrindiau mewn angen.
11. Gweithio gyda phartneriaid i roi mwy o gyfleoedd i bobl agored i niwed a phobl hŷn i gymdeithasu er mwyn lleihau unigrwydd.
12. Parhau i gefnogi preswylwyr y mae dementia yn effeithio arnynt a chefnogi datblygiad cymunedau sy'n cefnogi pobl â dementia ar draws y Sir.
13. Paratoi at weithrediad Deddf Rheoleiddio ac Arolygu Gofal Cymdeithasol (Cymru).
14. Gweithredu strategaeth gadarn ar gyfer rheoli ceisiadau Trefniadau Diogelu rhag Colli Rhyddid (DOLS) newydd a hanesyddol yn llwyddiannus.
15. Cynyddu Taliadau Uniongyrchol a'r defnydd o gwmnïau cydweithredol dan gyfarwyddyd dinasyddion ar lefelau gweithredol, comisiynu a chontractio.
16. Datblygu dogfen gomisiynu strategol gyffredinol i dywys polisi ac arfer comisiynu.
17. Parhau i adolygu a monitro prosesau i sicrhau bod Adolygiadau ar gyfer cleientiaid yn cael eu cynnal yn flynyddol yn unol â'r gofynion rheoleiddiol.

Plant

1. Sicrhau bod y Cyngor yn cyflawni ei rôl Rhianta Corfforaethol trwy wneud yn siŵr bod ein plant sy'n derbyn gofal a'r rhai sy'n gadael gofal yn manteisio i'r eithaf ar y cyfleoedd sydd ar gael iddynt i gyflawni eu potensial llawn.
2. Sicrhau bod y Cyngor yn ymateb yn llawn ac yn darparu'r gofynion allweddol o ran gofal plant a chwarae gan symud tuag at gyflwyno 30 awr o addysg a gofal am ddim i rieni sy'n gweithio.
3. Parhau i leihau nifer y plant sy'n Derbyn Gofal a nifer yr achosion gofal.
4. Parhau i geisio lleihau nifer y plant sydd ar y Gofrestr Amddiffyn Plant
5. Parhau i ddatblygu'r model "Signs of Safety" a'i ymgorffori'n ymarferol ym mhob tîm gwasanaethau plant.
6. Byddwn yn parhau i wella sefydlogrwydd lleoliadau yn unol â Chynllun Gweithredu Gwasanaethau Plant Sir Gaerfyrddin gyda golwg ar Blant sy'n Derbyn Gofal sy'n symud lleoliad 3 gwaith neu fwy, a'n Strategaeth Recriwtio a Chadw Staff 2016-19
7. Byddwn yn gweithio gyda phartneriaid i sicrhau bod y Gwasanaeth Awtistiaeth Integredig rhanbarthol yn ategu ein gwasanaethau lleol i blant, pobl ifanc ac oedolion sydd ag Anhwylder Sbectrum Awtistig.
8. Byddwn yn parhau i ddatblygu Gwasanaeth Mabwysiadu Rhanbarthol Canolbarth a Gorllewin Cymru yn unol â blaenoriaethau cenedlaethol, rhanbarthol a lleol.

10 HYDREF 2018

**ADRODDIAD BLYNYDDOL DRAFFT CYNGOR SIR
CAERFYRDDIN AR GYFER 2017/18**

Argymhellion Y Bwrdd Gweithredol:

Cymeradwyo cynnwys yr Adroddiad Blynyddol drafft

Y Rhesymau:

1. O dan Fesur Llywodraeth Leol (Cymru) 2009 mae'n ofynnol inni gyhoeddi Adroddiad Blynyddol ynghylch perfformiadau blaenorol erbyn diwedd mis Hydref bob blwyddyn.
2. O dan Ddeddf Llesiant Cenedlaethau'r Dyfodol (Cymru) 2015 mae'n ofynnol inni gyhoeddi Adroddiad Blynyddol ynghylch ein Hamcanion Llesiant.
3. Gan ein bod wedi cyfuno ein dyletswyddau o dan y ddwy ddeddf uchod mewn perthynas â chyhoeddi ein cynlluniau ar gyfer 2018/2019 mae'n gwneud synnwyr cyfuno'r adroddiadau hefyd.
4. Hwn fydd ein hadroddiad cyntaf ynghylch ein Hamcanion Llesiant.

Ymgynghorwyd â'r pwyllgor craffu perthnasol - DO

Y pwyllgor craffu a'r dyddiad

- Gofal Cymdeithasol ac Iechyd 4^{ain} Gorffennaf
- Addysg a Phlant 5^{ain} Gorffennaf
- Diogelu'r Cyhoedd a'r Amgylchedd 29^{il} Medi
- Cymunedau 25^{ed} Medi
- Polisi ac Adnoddau 19^{fed} Gorffennaf

Y BWRDD GWEITHREDOL:

Oes - 24^{ain} o Fedi / CYNGOR – 10^{fed} o Hydref

Penderfyniad Bwrdd Gweithredol yn ofynnol: Oes

Penderfyniad Cyngor yn ofynnol: Oes

Aelodau'r Bwrdd Gweithredol sy'n gyfrifol am y Portffolio:

Cyng.Mair Stephens (Dirprwy Arweinydd) a Cyng. Cefin Campbell (Cymunedau a Materion Wledig)

<p>Y Gyfarwyddiaeth:</p> <p>Adran Prif Weithredwyr</p> <p>Wendy Walters</p> <p>Awdur yr Adroddiad:</p> <p>Robert James</p>	<p>Swyddi:</p> <p>Prif Weithredwr Cynorthwyol - Adfywio a Pholisi</p> <p>Swyddog Cynllunio Perfformiad a Busnes</p>	<p>Rhifau Ffôn / Cyfeiriadau E-bost:</p> <p>01267 224112 WSWalters@sirgar.gov.uk</p> <p>01267 224486 RNJames@sirgar.gov.uk</p>
--	--	---

**EXECUTIVE SUMMARY
COUNTY COUNCIL
10th October 2018**

**DRAFT - CARMARTHENSHIRE COUNTY COUNCIL'S
ANNUAL REPORT FOR 2017/18**

BRIEF SUMMARY OF PURPOSE OF REPORT

The report:-

1. Provides an overview of 2017/18 Performance
2. Provides two page progress reports for all 15 Well-being Objectives
3. Provides a link to track progress on every specific action and target set for each Well-being Objective
4. In appendices the report also provides other performance information on Out turn data and National Survey for Wales Results

DETAILED REPORT ATTACHED?

Yes

IMPLICATIONS

I confirm that other than those implications which have been agreed with the appropriate Directors / Heads of Service and are referred to in detail below, there are no other implications associated with this report :

Signed: Wendy S. Walters

Director of Regeneration & Policy

Policy, Crime & Disorder and Equalities	Legal	Finance	ICT	Risk Management Issues	Staffing Implications	Physical Assets
YES	YES	YES	NONE	NONE	NONE	NONE

1. Policy, Crime & Disorder and Equalities

To comply with the Well-being of Future Generations (WbFG) Act 2015, we must (in carrying out sustainable development) :-

- Set and publish well-being objectives
- Take all reasonable steps to meet those objectives
- Publish a statement about well-being objectives
- Publish an annual report of progress

This was done when we published our Well-being Objectives in March 2017. This was included in the New Corporate Strategy – June 2018.

This will be accomplished by the enclosed Annual Report

Only when a public body can demonstrate it has taken into account the sustainable development principle in the setting, taking steps and meeting of its well-being objectives will it be compliant with the Act. Public bodies may take other matters into account when making their decisions, but in order to comply with the Act they **must** take into account the 5 ways of working.

1. Long term
2. Integrated
3. Involving
4. Collaborative
5. Preventative

In May the Future Generations Commissioner published her expectations for Annual Reports. Despite the late publication of these expectations this Annual report does address a lot of what is expected. See Appendix 5 of the Annual Report.

These expectations will be addressed in more depth in next year's Annual Report.

2. Legal

- We have to publish our Annual Report by the 31st March to comply with the Local Government Measure 2009.

3 Finance

See the Making Better use of Resources theme

CONSULTATIONS

I confirm that the appropriate consultations have taken in place and the outcomes are as detailed below

Signed: Wendy S. Walters

Director of Regeneration & Policy

1. Local Member(s)- April 20th 2016 Seminar on KIOPs held with members
2. Community / Town Council -No
3. Relevant Partners -No
4. Staff Side Representatives and other Organisations- All Departments have been consulted and have had the opportunity to provide comments on their performance and progress.

Section 100D Local Government Act, 1972 – Access to Information

List of Background Papers used in the preparation of this report:

Title of Document	Locations that the papers are available for public inspection
The Local Government Measure (Wales) 2009	Welsh Government\Final part 1 guidance
Statutory guidance on the Well-being of Future Generations (Wales) Act 2015. SPSF2:Individual Public Body Role	SPSF2:Individual Public Body Role
Well-being in Wales: the journey so far. Future Generations Commissioner for Wales-May 2018	Well-being in Wales: the journey so far. Future Generations Commissioner for Wales-May 2018

Annual Report 2017/18



If you would like this document in an alternative format, e.g. large print, audio tape or Braille, then please contact Performance Management on 01267 224486

Welcome from the Leader of the Council

Eleanor Roosevelt, an American social activist and wife of the US President Franklin D Roosevelt summed it up nearly 60 years ago when she said: *“The purpose of life, after all, is to live it, to taste experience to the utmost, to reach out eagerly and without fear for newer and richer experience.”* These are very simple and yet very profound words that so closely reflect the objectives of the Carmarthenshire Well-being Plan.

The Welsh Government has withdrawn plans for the wholesale reorganisation of local government. But whilst Carmarthenshire may be here to stay, quite rightly we are expected to work in collaboration with other organisations as we all strive to improve the lives of our citizens.

Some 18 months ago we published our own Well-being objectives for 2017/18 and in this report we aim to assess how far we have gone in order to achieve our goals. We have established 15 inter-related objectives and I am pleased to say that we have made significant progress in each area, ranging from helping children to live healthy lives to promoting the Welsh language and culture.

The last ten years have been incredibly challenging for everyone in the public sector. After a decade of austerity local authorities have had to make do with less. But despite reduced budgets, our administration has been determined to adopt innovative strategies in order to deliver services. We can't just allocate more money or people to tackle problems and therefore it is encouraging to see new approaches and new ideas coming forward.

The council's strategy for achieving these key aspirations has been concisely outlined in the document published earlier this year: *“Moving Forward in Carmarthenshire: the next five years”*. This plan identifies a number of key objectives and programmes that the Council will strive to deliver over the next five years. It sits comfortably alongside the new Corporate Strategy, consolidating and aligning our plans for the future – a healthy and prosperous future for the citizens of Carmarthenshire.

Councillor Emlyn Dole **Leader of Carmarthenshire County Council**

We welcome constructive comments on our strategies and services. Feedback from customers and service users is essential in identifying opportunities for improvement and we hope that if you have any comments or suggestions that you believe would help that you will share them with us. Please contact us at:

Listening to You, Carmarthenshire County Council, County Hall,
Carmarthen SA31 1JP or email at ListeningToYou@carmarthenshire.gov.uk

Cllr Emlyn Dole
Leader



Mark James CBE
Chief Executive



Contents

	Page
Introduction	4
Carmarthenshire's Well-being Objectives	
Start Well	1. Help to give every child the best start in life and improve their early life experiences 12
	2. Help children live healthy lifestyles 14
	3. Continue to improve learner attainment for all 16
	4. Reduce the number of young adults that are Not in Education, Employment or Training 18
Live Well	5. Tackle poverty by doing all we can to prevent it, help people into work and improve the lives of those living in poverty 22
	6. Create more jobs and growth throughout the county 24
	7. Increase the availability of rented and affordable homes 26
	8. Help people live healthy lives (tackling risky behaviour and obesity) 28
Age Well	9. Support good connections with friends, family and safer communities 32
	10. Support the growing numbers of older people to maintain dignity and independence in their later years 34
	11. A Council wide approach to support Ageing Well in Carmarthenshire 36
In A Healthy, Safe & Prosperous Environment	12. Look after the environment now and for the future 40
	13. Improve the highway and transport infrastructure and connectivity 42
	14. Promote Welsh Language and Culture 44
15. Building a Better Council and Making Better Use of Resources 48&50	
Appendices	54-68

Introduction

Our first Annual Report on our Well-being Objectives

In March 2017, we published our Well-being Objectives (incorporating our Improvement Objectives) plans for 2017/18.

This document is an Annual Report for 2017/18 that examines our progress against the published plans for the year. It is produced by the Council because we believe we should provide comprehensive and balanced information to the public about our services, so that they can see how we are performing and the challenges we are facing.

This publication brings together two separate but interconnected statutory duties. Under the [Local Government \(Wales\) Measure 2009](#) and the [Well-being of Future Generations \(Wales\) Act 2015](#) we must publish an annual report on the previous year (2017/18). See Appendix 1.

Working with Partners

As a Council we are not alone in working to improve the lives of Carmarthenshire's citizens. We are collaborating with other public bodies. We have set up a Public Sector Board and this partnership has published a [Carmarthenshire Well-being Plan](#). All the separate public bodies in the partnership published their own Well-being Objectives last year and we will be working to meet many common objectives.

Equality and Diversity

Strategic Equality Plans (SEPs) are important documents that set out how public bodies will consider the needs of groups with protected characteristics, as outlined in the Equality Act 2010. This is intended to ensure that all individuals receive just and equitable treatment in respect of service delivery and strategy/policy formulation. Carmarthenshire County Council's SEP includes three key themes which look at our role as an employer, a service provider and a community leader. Under those three themes are six strategic objectives. A detailed [Action Plan](#) has been prepared to demonstrate how we will meet those Objectives.

During the year, our work with external protected groups has continued to grow and our partnership with community groups has strengthened. The Carmarthenshire Disability Partnership, chaired by the Executive Board Disability Champion has continued to develop, with a key aim of making sure that services delivered by the Council meet the needs of disabled people throughout the county. Our Regional Community Cohesion Coordinator has continued to support key areas of work such as the Syria Sir Gâr resettlement programme and has promoted training opportunities in partnership with Victim Support other national organisations.

Welsh Language (also, please see Well-being Objective 14)

2017/18 is the second year in the implementation of the Welsh Language Standards across the Council. A great deal of internal communication was done across the organisation and key messages were conveyed to staff at various opportunities, including the internal staff roadshows. Meeting staff face to face and discussing any issues that arise in their daily work is key in the success of the Standards. The opportunity was also taken to promote the online audio clips, glossaries, videos and new templates as well as promoting the variety of courses available to learn or improve Welsh.

During the year, we have appointed a Learning and Development Advisor - Welsh Language, to be responsible for developing the language skills of the workforce. The officer is based in the Council's Learning and Development team but close liaison is maintained with the Policy and Partnership team, Managers, Heads of Service and our learners. The officer has increased the opportunities available to staff by researching and delivering a variety of courses that meet the different needs of our staff.

The County Strategic Forum, which is led by the Council and includes representation from the county's language promotion organisations, as well as public bodies with language policy officers, has also continued its role in developing a programme of promoting the Welsh language in the county and has contributed extensively to the preparation of the Promotion Strategy for Carmarthenshire, in line with the Promotion Standard.

Life is for living, let's start, live and age well in a healthy, safe and prosperous environment



Well-being Objectives

1. Help to give every child the best start in life and improve their early life experiences.

2. Help children live healthy lifestyles.

3. Continue to improve learner attainment for all.

4. Reduce the number of young adults that are Not in Education, Employment or Training.

5. Tackle poverty by doing all we can to prevent it, helping people into work & improving the lives of those living in poverty.

6. Creating more jobs and growth throughout the county.

7. Increase the availability of rented and affordable homes.

8. Help people live healthy lives (tackling risky behaviour & obesity).

9. Supporting good connections with friends, family and safer communities.

10. Support the growing numbers of older people to maintain dignity & independence in their later years.

11. A Council wide approach to supporting Ageing Well in Carmarthenshire.

12. Looking after the environment now and for the future.

13. Improving the highway and transport infrastructure and connectivity.


























14. Promoting Welsh language and culture.

































15. Building a Better Council and Making Better Use of Resources

Our Success Measures for our Well-being Objectives

See *Appendix 2* for comparative ranking of performance

The Council, working with local, regional and national partners, has worked to improve the following measures.

Well-being Objective		Success Measures	Progress
1 	Help to give every child the best start in life and improve their early life experiences	Children in care who had to move 3 or more times (PAM/029)	
2 	Help children live healthy lifestyles	Childhood obesity (Child Measurement Programme NHS)	
3 	Continue to improve learner attainment for all.	Educational attainment - Average Capped 9 points score (Year 11 pupils) (PAM/032) (Pupils best 9 results including English/Welsh, Mathematics-Numeracy, Mathematics and Science)	New Measure for 2017/18
		School attendance rates (Primary)(PAM/007) (Secondary) (PAM/008)	
		Satisfaction with child's primary school (NSW)	
4 	Reduce the number of young people that are Not in Education, Employment or Training	Number of leavers Not in Education, Employment or Training (NEETs) (PAM/009) Year 11 & Year 13 (5.1.0.2)	 (Year 11)  (Year 13)
5 	Tackle poverty by doing all we can to prevent it, help people into work & improve the lives of those living in poverty	Educational attainment - Average Capped 9 points score (Year 11 pupils) who are eligible for Free School Meals (4.1.2.4) (NWBI) (Pupils best 9 results including English/Welsh, Mathematics-Numeracy, Mathematics and Science)	New Measure for 2017/18
		Households successfully prevented from becoming homeless (PAM/012) (NWBI)	
		Households in material deprivation (NWBI)	
		Households Living in Poverty (CACI's 'PayCheck' Data)	
6 	Create more jobs and growth throughout the county	Adults that are able to keeping up with bills without any difficulties (NSW) (Pensioner) (Non-Pensioner)	 
		Average Gross weekly pay (ONS - Annual Survey of hours and earnings)	
		Jobs created with Regeneration assistance (EconD/001)	
7 	Increase the availability of rented and affordable homes	The level of Private Sector Investment / external funding secured (EconD/008)	
		Number of affordable homes in the County (7.3.2.24)	
8 	Help people live healthy lives (tackling risky behaviour and obesity)	Adults who say their general health is Good or Very Good (NSW)	
		Adults who say they have a longstanding illness (NSW)	
		Adult mental well-being score (NSW) (NWBI)	No Year on Year data available
		Adults who have fewer than two healthy lifestyle behaviours (NSW) (NWBI) (Not smoking, drinking > 14 units, eating 5 portions fruit & veg, having a healthy body mass index, being physically active at least 150 minutes the previous week).	New combined measure for 2016/17 & 2017/18

Well-being Objective		Success Measures	Progress						
9 	Support good connections with friends, family and safer communities	% Say they have a sense of community (NSW)(NWBI) (Derived from feeling of belonging; different backgrounds get on, treat with respect'.)							
		People feeling safe (NSW)(NWBI) (At home, walking in the local area, and travelling)	No Year on Year data available						
10 	Support the growing numbers of older people to maintain dignity and independence in their later years	The rate of people kept in hospital while waiting for social care (PAM/025)							
		Agree there's a good Social Care Service available in the area (NSW)							
		Number of calendar days taken to deliver a Disabled Facilities Grant (PAM/015)							
11 	A Council-wide approach to support Ageing Well in Carmarthenshire	People who are lonely (NSW)(NWBI)							
12 	Look after the environment now and in the future	Use of renewable energy							
		Rates of recycling (PAM/030)							
13 	Improve the highway and transport infrastructure and connectivity	Road conditions (PAM/020, PAM/021 & PAM/022)	<table border="1"> <thead> <tr> <th>Class A</th> <th>Class B</th> <th>Class C</th> </tr> </thead> <tbody> <tr> <td></td> <td></td> <td></td> </tr> </tbody> </table>	Class A	Class B	Class C			
		Class A	Class B	Class C					
									
Road casualties (5.5.2.21)									
14 	Promote Welsh Language and Culture	Can speak Welsh (NSW)(NWBI)							
		Pupils assessed in Welsh (first language) at the end of the Foundation Phase (PAM/033)							
		People attended arts events in Wales in last year (NSW)							
		People visited historic places in Wales in last year (NSW)							
		People visited museums in Wales in last year (NSW)							
15 	Building a Better Council and Making Better Use of Resources	'Do it online' payments							
		People agree that they can access information about the Authority in the way they would like to. (NSW)	New Measure for 2017/18						
		People know how to find what services the Council provides (NSW)	New Measure for 2017/18						
		People agree that they have an opportunity to participate in making decisions about the running of local authority services. (NSW)	New Measure for 2017/18						
		Staff sickness absence levels (PAM/001)							
		Reducing organisational 'running costs'							
		People agree that the Council asks for their views before setting its budget. (NSW)	New Measure for 2017/18						

Key: PAM – Public Accountability, National Measures; ONS – Office for National Statistics; NSW - National Survey for Wales; NWBI – National Well-being Indicator

One of the fundamental approaches advocated by the Well-being Future Generations Act is a shift in focus from gains in service output to a stronger link between the actions of public bodies and the outcomes that enhance the quality of life of citizens and communities both now and in the future. The Act is founded on Outcome Based Accountability which encourages a focus on the difference that is made, rather than just the inputs and processes that an organisation has. Success in the context of this Act is seeing positive action drive a positive contribution to the achievement of all the well-being goals through individual or collective action. (Paragraph 9 SPF2 – Statutory guidance)

Other Assessment Information

Citizen Satisfaction

National Survey for Wales

From 2016/17 onwards, the National Survey replaced the 2012-15 National Survey, the Welsh Health Survey, Active Adults Survey, Arts in Wales Survey and the Welsh Outdoor Recreation Survey. The published results are based on over 10,000 interviews carried out across Wales between April 2017 and March 2018. Over 600 were interviewed in Carmarthenshire.

There are presently 32 results available at Local Authority level for 2017/18, but not all of these are attributable to the Councils performance.

We have ranked the results for all 22 authorities from worst position (22nd) to best (1st)
- **See Appendix 3.**

The summary below shows that 56% (18 results) are in the top half and 44% (14 results) in the bottom half.

Summary of National Survey for Wales results 2017/18

22 nd	21 st	20 th	19 th	18 th	17 th	16 th	15 th	14 th	13 th	12 th	11 th	10 th	9 th	8 th	7 th	6 th	5 th	4 th	3 rd	2 nd	1 st
Worst results											Best Results										
14 Results in this half											18 Results in this half										



[Link to Welsh Government's National Survey for Wales](#)

Public Accountability Measures




There is also a **National suite of measures** that all councils in Wales have to collect - **See Appendix 4**

There are two main ways of measuring improvement:-

- Year on year improvement
- How we compare with other Authorities in Wales

Year on Year Improvement

During 2017/18, **64%** of our measures improved while **36%** have declined; there is less improvement than in the previous year but it still remains encouraging in the current climate of reduced budgets. The table below shows year on year results:

Year	Improved 	Constant 	Declined 	Net Improvement (Improved - Declined)
2017/18	64% (16 measures)	0% (0 measures)	36% (9 measures)	28%
2016/17	65% (17 measures)	4% (1 measure)	31% (8 measures)	34%
2015/16	57.5% (23 measures)	17.5% (7 measures)	25% (10 measures)	32.5%
2014/15	56% (24 measures)	14% (6 measures)	30% (13 measures)	26%
2013/14	59% (26 measures)	11% (5 measures)	30% (13 measures)	29%

How we compare with other Authorities in Wales

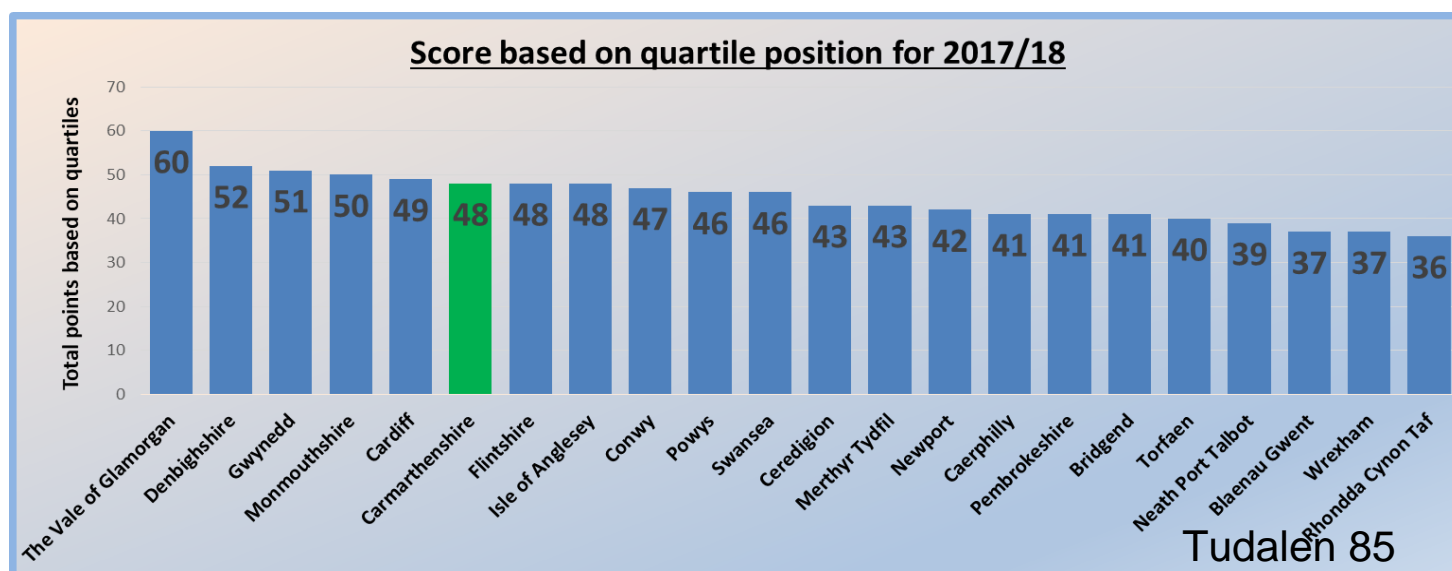
An established way of comparing results is to look at the proportion of indicators that an authority has in the upper quarter of results, the lower quarter and above and below the median result.

Of the 27 measures in the suite, we currently have comparative data for 18 measures where **56%** (10 measures) are in the **upper two quartiles**, this is up on 43% for last year.

****	Upper quartile results	6 Results 34%			56%
***	Upper middle results	4 Results 22%			
**	Lower middle results	4 Results 22%			
*	Lower quartile results	4 Results 22%			
			25%	50%	

The chart below shows how we rank against all authorities in Wales in our quartile positions – this is based on a score of 4 points for each measure in the upper quartile, 3 points for those in the upper middle quartile, 2 points for those in the lower middle quartile and 1 point for those measures in the lower quartile.

This shows us in joint **6th best position** for 2017/18 based on 18 results, additional comparative data will be available in October 2018.



Regulatory Verdict

Annual Improvement Report for 2017-18

In August 2018 the Wales Audit Office issued an Annual Improvement Report for 2017-18. In summary it concluded that:-

'The Council is meeting its statutory requirements in relation to continuous improvement'

Certificate of Compliance for the Council's 2018-19 Improvement Plan

In July 2018 the Auditor general for Wales issued a Certificate of Compliance for the Council's 2018-19 Improvement Plan. This confirms that the Council has discharged its duties under the Local Government (Wales) Measure 2009.

The Future Generations Commissioner for Wales - Expectations of Annual Reports

In May 2018 the Future Generations Commissioner for Wales published her report on Well-being in Wales: the journey so far. She set out 9 key expectations for Annual Reporting. This guidance will inform future Annual Reports and where possible has been included in this publication. See our progress on these expectations in **Appendix 5**.

Start Well





Well-being Objective 1

Start Well - Help to give every child the best start in life and improve their early life experiences

Placement stability for looked after children has significantly improved

Placement stability for looked after children has significantly improved over the last two years, and children’s social work practice is being transformed following implementation of systemic practice within Pod’s, incorporating *Signs of Safety* model, and the new *Edge of Care* team.

Flying Start expansion has continued enabling increased support to more children 0-3 living in deprived communities.

Newly-commissioned Families First projects are in place with a focus on preventing (and minimising the effects of) [Adverse Childhood Experiences](#) (ACE’s).

School grounds are increasingly being utilised outside of school hours to enable greater access to play opportunities.

Why it is important

- Because giving every child the best start in life is crucial to reducing inequalities across the life course.
- Because what happens during these early years has lifelong effects on many aspects of health and well-being - from obesity, heart disease and mental health, to educational achievement and economic status.
- Because Looked After Children (LAC) are more likely to have been exposed to multiple risks associated with poor long term outcomes before entering care (Jones, 2011).

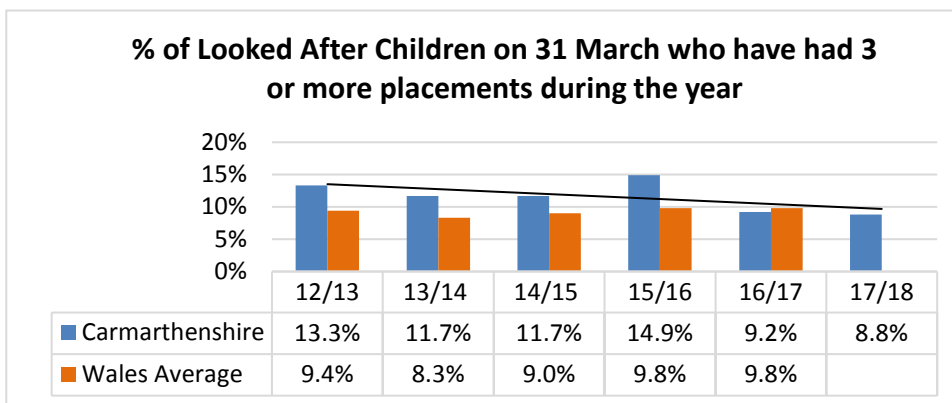
Success Measure

8.8% of children in care who had to move 3 or more times (improved result from 9.2% in previous year)



Explaining the Results

During the last two years we have seen a significant improvement in **placement stability** for our looked after children with the % of looked after children having experienced 3 or more placement moves reduced by 6% **from 14.9%** as at 31st March 2016 **to 8.8%** as at 31st March 2018.



Close monitoring will continue through placement and permanency panels. In the **long-term** our continued focus remains on prevention and maintaining children at home with families and out of the care system wherever possible, as well as providing extra resources for foster carers to support the children in their care. The new **‘Edge of Care’** team will focus on intensive support to families to achieve improved outcomes for children.

Tudalen 88

Progress Made

- ⦿ The Education and Well-being (LAC) Team are continuing to deliver **Attachment awareness** training, advice and support to all schools to better equip them in being able to meet the emotional needs of vulnerable children.
- ⦿ The revised Families First programme, comprising 13 projects is ready to commence 1st April 2018. The projects will work towards preventing **Adverse Childhood Experiences (ACEs)** as well as helping to mitigate the effects of ACEs on those already exposed to them. ACE awareness training for schools is taking place. Stronger Links, Stronger Families Event took place in March to identify and take forward new ways of working together with families to improve their wellbeing.
- ⦿ **Flying Start** Expansion into Ammanford is now complete. Capital investment has enabled the creation of new Flying Start offices with a combined Contact Centre for families, and a new childcare facility at the recently opened Ysgol Pen Rhos in Llanelli.
- ⦿ We are continuing to extend the **Team Around the Family (TAF)** approach across the county for 0-25 year olds. Requests for TAF services is increasing with 18-25 referrals a week, and greater alignment between TAF and Flying Start has enabled a seamless service for families.
- ⦿ **Child sexual exploitation (CSE)** remains a high priority issue both locally and regionally. Carmarthenshire actively engages in all CSE events, and ensure regular multi-agency (MA) meetings take place. We are also participating in a Barnardos pilot, and regional action plan. **CSE** is included in basic safeguarding training for all staff. MACSE meetings are continuing and developing.
- ⦿ **Substance misuse** team has re-located to Ty Elwyn which has enabled improved joint working arrangements with Youth Offending and Children's teams ensuring people affected by drug and alcohol issues are able to receive the support they require when they need it. In particular it has helped ensure more effective care pathways for young people in the transition from children's to adult services.
- ⦿ Children's services continue to find innovative ways of working with families. All teams have now implemented the **systemic model** of delivering social work services (within pod's) incorporating the **Signs of Safety** model. The format of assessments, care and support plans, reviews and child protection case conferences have all been adjusted to reflect this approach. The new Edge of Care Team is also focusing on preventative work at the point of referral.

A prospective Mum was very anxious about the birth and being at home completely alone with a newborn child as she had very little support from the baby's father and no family support in the area. A Home-Start volunteer was placed to provide support a week prior to the baby's arrival to discuss Mum's anxieties and needs for when the baby arrived. The volunteer then provided practical support after the birth; helping with feeds, support to go out, to go to baby groups, and attend appointments. Support was provided at home to allow Mum to catch up with chores. Additional emotional support was also provided by GP and psychotherapy sessions for Mum.

Mum developed a great bond with her son and became less and less overwhelmed by motherhood. She has now embraced the challenge of becoming a Mum and provides her child with everything he needs. As a result is a very happy little boy showing secure attachment to his mother.



Executive Board Member
For Education & Children
Cllr Glynog Davies



View our [detailed progress here](#) against this objective

Tudalen 89



Well-being Objective 2 Start Well - Help children live healthy lifestyles

Starting to turn the corner on children who are overweight or obese by 0.2%.

This is a long term invest to save objective laying down the foundations for the long term health of children. We will continue to monitor if current measures and actions are making any difference. We have increased the number of children participating in sport and continue to raise awareness of healthy eating.

Why it is important

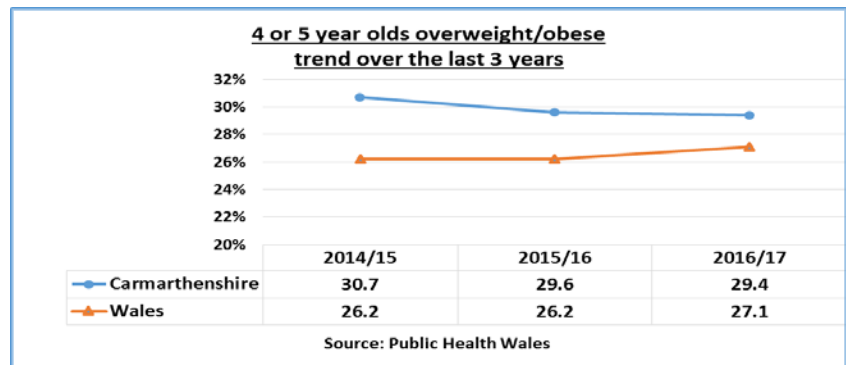
- Because projections suggest an increase in trends for childhood obesity going forward with figures showing males between the ages of 2 – 15 being at greatest risk.
- Because the [Play Sufficiency Assessment](#) identified playing outside as the most popular setting for children but also found that 32% of parents worried so much about their child’s safety that it affected their children’s opportunity to play.
- Because assessment engagement activity with primary school children showed being physically active to be the second most important factor for positive well-being of children aged 6 – 11, after connections with family and friends.
- Because living healthy lives allows children to fulfil their potential and meet education aspirations.
- Because habits established early in life remain with people to allow them to play a full part in the economy and society of Carmarthenshire.

Success Measure

29.4% of children are overweight or obese



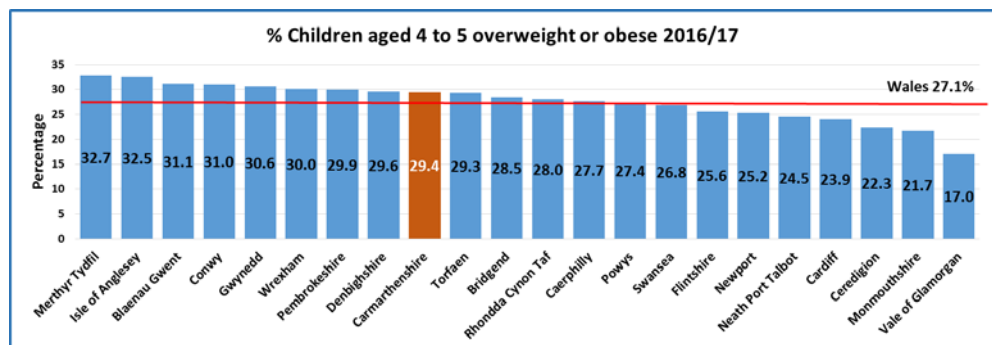
(A slight improvement on the previous year)



Explaining the Results

[Public Health Wales](#) (PHW) NHS Trust published its data on the 2016/17 Child Measurement Programme (CMP) for Wales which contains findings of the programme of child measurements carried out with children attending reception class in schools in Wales. 93.2% of eligible children participated in the programme in Carmarthenshire with 94.1% in Wales.

- The **% overweight or obese** in Carmarthenshire has reduced slightly from **29.6%** in 2015/16 to **29.4%** in 2016/17 and we have moved from 3rd highest to 9th highest in Wales but continue to be above the Welsh average of 27.1%.



- The proportion of children who are **obese** has increased from **12.9%** in 2015/16 to **14%** in 2016/17.
- Obesity in childhood often persists into adult life, leading to related health problems like type 2 diabetes, liver disease, higher rates of heart disease, and some cancers.

Tudalen 90

Progress Made

- ⊙ Another successful year for the Leisure Service saw *increasing physical activity* for children, particularly for the swim programme; teaching 3,700 children to swim and increasing the percentage of pupils who can swim 25m by the end of year 6 from 66% to 77%.
- ⊙ Percentage of school children that are **'Hooked on Sport'** increased from 40% to 47% (Sport Wales survey comparison 2015 to 2013 - compared to 48% across Wales)
- ⊙ Over 600 young people have taken part in sporting events including the *Gwent Cross Country League*.
- ⊙ Over 1,700 pupils have used *Pendine Outdoor Education Centre* for the residential outdoor education centre experience in the past 12 months.
- ⊙ Work is continuing with schools regarding the potential of utilising school grounds outside of teaching hours to enable children greater access to **play opportunities**. Some schools have already implemented it and all new schools are being designed to allow this access. Various Play training is being delivered to childcare and play settings along with primary schools across the county to raise the quality of play experiences for children
- ⊙ The **Healthy Schools Scheme** saw an increase in schools achieving all Phases of the scheme, with Peniel Community School becoming the second Carmarthenshire School to achieve the National Quality Award. Other key commitments were also achieved;
 - Ensuring all schools embedded the Food & Fitness, Health & Mental & Emotional Health topics;
 - Continued to ensure that schools are abiding by the Healthy Eating in schools (Wales) Measure 2009 and Healthy Eating in Schools (Nutritional Standards & Requirements) (Wales) Regulations 2013;
 - Promoted the **'10 steps to a Healthy Weight'** in partnership with the Sustainable Ore-school Healthy Schools Scheme.

Successful Conferences focus on young peoples health and well-being



Diwrnod Gwael, Dim Bywyd Gwael
It's A Bad Day, Not A Bad Life

The Youth Council's 15th Annual Conference entitled **'It's a Bad Day, Not a Bad Life'** was held on the 22nd of November at Parc y Scarlets and focused on the mental health of children and young people. Activities were organised in order that participants achieved a better understanding of mental health and how to provide support.

Our **Healthy Schools Conference** held at Parc y Scarlets focussed on the well-being of pupils and staff. Following a welcome and setting the scene by Cllr. Glynog Davies, Executive Board Member for Education & Children's Services, there were contributions by Aeron Rees, Head of Curriculum & Well-being, Professor Sally Holland, Children's Commissioner for Wales and Sian Griffiths, Education Lead of the ACE's Hun. Drama students from the University of Wales Trinity St David, directed by Jain Boon, Theatrical Director & Creative Practitioner, presented a powerful piece of theatre to highlight the impact of ACEs and the importance of supporting children & young people affected by Adverse Childhood Experiences. This was followed by a series of workshops and time to spend in the 'Marketplace' showcasing the services available to schools.



Executive Board Member
For Education & Children
Cllr Glynog Davies



View our [detailed progress here](#)
against this objective



Well-being Objective 3

Start Well - Continue to improve learner attainment for all

Learner attainment has been maintained despite changes to examination specifications and financial challenges

Following substantial policy and key changes to Key Stage 4 performance measures by Welsh Government, comparisons with previous years isn't appropriate. Carmarthenshire's outcomes at GCSE mirrors performance across Wales with 57.2% of our learners achieving the key Level 2 Inclusive indicator (at least 5 GCSE passes at grade A* to C including mathematics and language). Our result places us comfortable above the Wales average by 2.6 percentage points. Outcomes of national literacy and numeracy tests at other key stages of education declined very slightly but results at Key Stage 3 continued an encouraging upward trend in performance.

Why it is important

- We all want all of our children and young people to have the best possible start in life by supporting them to gain the skills and knowledge they need to lead happy, healthy, fulfilling lives.
- We want to improve outcomes for all ages through lifelong learning, to enable them to thrive in 21st Century living and the world of work.
- Research by *The Institute of Education* suggests that attending a good pre-school and primary school can have more impact on children's academic progress than their gender or family background (Taggart, 2015)
- Our service remains committed to both the principles and priorities as outlined in the Welsh Government's most recent strategic document '[Education in Wales: Our National Mission.](#)'

Success Measures

No year on year comparison available

360.8 is the average score (best 9 exam results) for Year 11 pupils



7th highest in Wales
Source: StatsWales



94.4%
Attendance at Primary Schools
94.3%
Attendance at Secondary Schools

Both results have declined from previous year (Primary 94.8% & Secondary 94.5%)
Source: StatsWales



90% are satisfied with their child's primary school



(a slight decline on the previous year of 93%)

9th highest in Wales

Source: National Survey for Wales

Explaining the Results

- The average score based on the **best 9 exam results** for Year 11 pupils during 2017/18 (2016/17 Academic Year) is 360.8 where girls had an average score of 372.6 and boys 349.4.
- **School attendance** in both Primary and Secondary schools in Carmarthenshire *declined* during 2017/18 (2016/17 Academic Year). Primary school attendance reduced from 94.8% to 94.4% and from 13th to 21st position in Wales. Secondary school attendance reduced from 94.5% to 94.3% and from 8th to 9th position. There will be robust consultation with Headteachers, Educational Welfare Service and related professionals to develop an action plan to improve school attendance moving forward.
- The [National Survey for Wales](#) shows that **90% were satisfied with their child's primary school**, this is slightly down on the previous year's result of 93%, we have moved down from 4th to 9th position in Wales.

Tudalen 92

Progress Made

- ⦿ Outcomes of **national literacy and numeracy tests** at other key stages of education declined very slightly but results at Key Stage I continued *an encouraging and ongoing upward trend* in performance. Our outcomes for the Key Stage I Core Subject Indicator (learners achieving Level 5 for English or Welsh, Maths and Science) have achieved *higher results* than the Wales average for the past four years.
- ⦿ Our performance at the Level I threshold (learners attaining two or more 'A' levels or equivalent qualification) continues to remain strong with an impressive 97.8% of our learners successfully achieved this goal. The result places us *above the Wales average* of 97.1%. Our performance has been **above the national figure for five consecutive years**.
- ⦿ Six Carmarthenshire schools were invited to **ESTYN's Recognising Excellence in Education** event in Cardiff in October. These excellent schools were commended for their hard work, strong leadership, clear vision and relentless commitment to improvement. Representatives from these schools received a certificate and congratulations from Meilyr Rowlands, *Chief Inspector* and Kirsty Williams, *Cabinet Secretary for Education*. They were - Ysgol Bynea, Ysgol Parcyrhun, Ysgol Saron, Ysgol Heol Goffa, Ysgol Glan-y-mor and Ysgol Bryngwyn. A further eight schools were inspected during the year; four schools were placed in the Estyn Monitoring category and one was placed in the Estyn Significant Improvement category.
- ⦿ Our **Modernising Education Programme** (MEP) continued apace benefitting thousands of our learners with the completion of major projects, valued at over £20 million, at Ysgol Bro Dinefwr, Maes y Gwendraeth, Carreg Hirfaen, Bryngwyn, Coedcae, St. John Lloyd, Trimsaran and Pen Rhos.
- ⦿ A common theme for all Carmarthenshire schools this year has been engaging with the **Digital Competence Framework**, using workshops and networking sessions to support development of digital skills. Carmarthenshire schools were strongly represented at the 2017 National Digital Learning Event (NDLE). Ysgol Bro Banw won the Online Safety award for Developing Digital Competence through Flip Teaching & were Joint Winners of the Digital Project award for The Superheroes. Coedcae School won the 2017 Hwb Community award for Resources for new GCSE Religious Studies. Online safety continues to be promoted and evidenced with 100% engagement by Carmarthenshire schools through the Welsh Government and SWGfL 360° Safe Cymru online framework.

Ysgol Pen Rhos – First Day

Mr Gareth Morgans, Director of Education and Children, joined Ysgol Pen Rhos pupils as they started their first day in their new school premises in Llanelli. The new school building is considered exceptional and there were wide smiles on the faces of pupils, parents and staff alike.

After managing for many years in challenging school building Mr Joe Cudd, Headteacher and his staff had ensured that the school was ready to receive pupils and to get on with their learning.

The scheme is part of the 21st Century Schools Programme, funded by Carmarthenshire



Executive Board Member
For Education & Children
Cllr Glynog Davies



View our [detailed progress here](#)
against this objective



Well-being Objective 4

Start Well - Reduce the number of young people that are Not in Education, Employment or Training (NEET)

Continuing progress towards reducing NEET

A range of actions linked to the six elements of the Welsh Government's Youth Engagement and Progression Framework are on-going in Carmarthenshire, contributing to the reduction of young people becoming NEET.

Why it is important

- Because reducing the number of NEET reduces the effects of poverty and the wider cost to society of support services, reliance on benefits and offending.
- Because it is essential to maximise the life opportunities of children, ensuring that as many young people as possible are able to progress to school 6th forms, Further Education Colleges, training provision or work.
- Because it enables young people to contribute positively to their local communities.

Success Measures



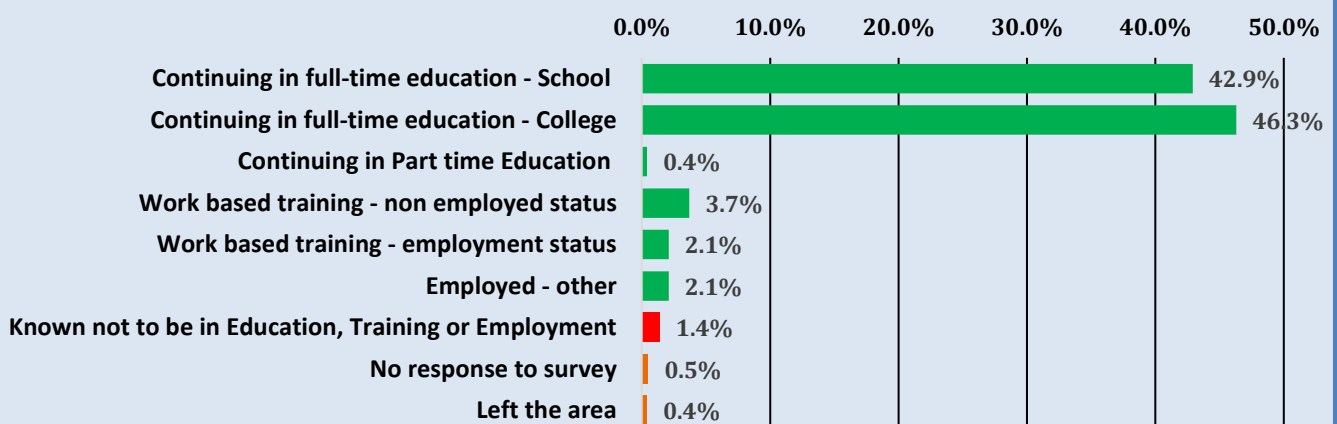
1.4% year 11 pupils &
3.0% year 13 pupils
 are Not in Education, Employment or Training (NEET)
 (Previous year - Yr 11: **2.1%** & Yr 13: **2.0%**)



Explaining the Results

- 1.4%, or 27 of **Year 11** pupils becoming NEET equated to 98.6%, or 1,830 pupils remaining in Education, Employment or Training. A small number of pupils (27), either did not respond to contact or were known to have left Carmarthenshire. The result ranked 12th in Wales and below the Welsh average of 1.6%.

Destination data for Carmarthenshire Year 11 pupils (Academic Year 2016-17)



- 3.0%, or 20 out of 663, **Year 13** pupils were known to become NEET, with only 10 pupils either not responding to contact or being known to have left the area. Factors affecting the result include the rising cost of higher education, young people's awareness of training and employment opportunities and limited identification of this group of young people by schools following the A Level results.

Tudalen 94

Progress Made

- ⦿ Carmarthenshire's delivery of the **Youth Engagement and Progression Framework** includes identification of young people most at risk of disengagement, brokerage and co-ordination of support, tracking and transition of young people through the education system, provision to meet identified needs and developing the employability skills and opportunities for employment. This work is delivered primarily by the County Council's Youth Support Service, together with schools, Coleg Sir Gar, training providers, voluntary organisations and Careers Wales.
- ⦿ Involvement in the Regional European Social Fund (ESF) Projects *Cynnydd* and *Cam Nesa* will mean that **nearly £4m** of additional ESF funding will be available to provide support services for young people at risk of becoming NEET in the period 2018-2021.
- ⦿ Further development of the local, bilingual 11-19 Curriculum, closely linked to the Welsh Government's Successful Futures review and the projects within the Swansea Bay City Region will enable young people to develop the skills they need to gain jobs in the local and regional economy.

Cynnydd Project Case Study

The young person was identified via referral from the school, and following a series of meetings with the young person and their family he was engaged on the *Cynnydd* project.

The young person was given a flexible package of support to help him overcome his anxieties. He had been a complete school refuser with no aspirations or progression plans for the future and had received previous support from *CAMHS*. We were able to accommodate him on a one to one basis, which proved very successful.

With the support and intervention of *Cynnydd* he has progressed from zero attendance to a secured place on *Youth Access* in Yr11. He has grown in confidence and as a result has been willing to meet with *Careers Wales* to discuss a possible work placement. He has already identified that he would like to pursue a course in photography after he leaves school and has shown commitment and enthusiasm in embracing the steps necessary to achieve this. He has also been attending group trips, which would have been unachievable previous to *Cynnydd* support.

The young person is very positive about the changes that have happened in his life and has a hope for the future that was non-existent when we first met him. He says that he is far happier, is excited about moving forward with his life and has more confidence and feels better about himself.



Executive Board Member
For Education & Children
Cllr Glynog Davies



View our [detailed progress here](#)
against this objective



Live Well





Well-being Objective 5

Start Well/Live Well - Tackle poverty by doing all we can to prevent it, help people into work & improve the lives of those living in poverty

800 less households living in poverty (down from 35.9% to 35%)

Welsh Government defines poverty as when “household income is less than 60% of the GB median income”. This means a household where income is less than £18,553 a year (2017 - 60% of £30,921). On this definition, 35% can be defined as living in poverty Carmarthenshire, well above the Welsh average of 33% and 8th worst in Wales.

Household Income Figures Source: CACI's 'PayCheck' data								
Households Living in Poverty	2014		2015		2016		2017	
	Carmarthenshire	Wales	Carmarthenshire	Wales	Carmarthenshire	Wales	Carmarthenshire	Wales
	29,956 (37.1%)	446,586 (33.6%)	29,086 (36.3%)	459,283 (35%)	29,020 (35.9%)	460,322 (34%)	28,223 (35.0%)	450,616 (33%)

Why it is important

- Poverty and deprivation have serious detrimental effects across all aspects of well-being. It limits the opportunities and prospects for children and young people, damages the quality of life for families and communities.
- Research shows that children growing up in workless households experience consistently poorer outcomes than other children whose parents are always working, in relation to educational attainment and cognitive ability.

Success Measures



65.1% households successfully



prevented from becoming homeless
Improved from previous year (64.2%)



15.8% households in material deprivation



Increased from previous year (15.3%) 11th highest in Wales

Source: National Survey for Wales

No year on year comparison available

307.6 is the average score (best 9 exam results) for pupils receiving Free school meals



6th highest in Wales

Source: StatsWales

Explaining the Results

- Of the 413 households **threatened with homelessness** during 2017/18, 269 were successfully prevented from becoming homeless – 65.1%. There were 111 unsuccessful preventions and 33 withdrawals.
- According to the 2017/18 [National Survey for Wales](#), 15.8% of participating households in Carmarthenshire were classed as **living in material deprivation**, this is below the Welsh average of 16.2% but has increased from the previous year's survey result of 15.3%. Despite a slight increase in figure, we have moved up from 14th to 11th position.
- The average score based on the best 9 **exam results** for Year 11 pupils that received **Free School Meals** is 307.6 compared to a score of 360.8 for those who don't.

Progress Made

- ⦿ We have established the *Financial Exploitation Safeguarding Scheme (FESS)* which consolidates ten initiatives in to one to detect and support victims of financial abuse and prevent victimisation. The *FESS* initiative creates a network where third sector and local authority partners agree to work together with Trading Standards to identify, refer and support victims of financial abuse.
- ⦿ Financial literacy is now on the school curriculum.
- ⦿ The *Tackling Poverty Advisory Panel* reconvened and a number of key areas for further exploration were identified going forward - one being for a case study to be undertaken as a pilot project in the **Tyisha Ward** next year, in order to develop ways of addressing poverty.
- ⦿ With the aim helping to tackle poverty, the *School Holiday Enrichment Scheme* focuses on providing a healthy breakfast, lunch and healthy activities for Year 6 free school meals and the working poor.
- ⦿ During the year a pilot Wi-Fi initiative to boost connectivity and drive economic regeneration in the community commenced. The Council, on behalf of the *Grŵp Cefn Gwlad* Local Action Group was successful in securing funding up to the value of £120,000 from the *LEADER* scheme, with additional contributions being made by the Council and participating rural towns.
- ⦿ A pilot to identify and provide pre-tenancy support to those tenants who may struggle to make their rent payments has been launched in Carmarthen area. This includes efforts to obtain more robust financial information at the first point of contact and identify those who may require further assistance. All new applicants will receive pre-tenancy guidance and specific one to one pre-tenancy advice is also available to successful applicants
- ⦿ There are a number of projects working to address issues of rural poverty highlighted through the rural poverty study 2015 which have been delivered in 2017/18. These include; educating younger and future tenants to better manage their finances and avoid debt; expanding the way services are offered at the 'Hub' location in Llanelli to people living in rural areas; a mental wellbeing and mental health awareness project; providing support for rural community members to become work ready and a project by *UWTSD* which aims to maximise the social and economic benefit of the relocation of *S4C* to Carmarthen. However, further opportunities to address these issues are currently being identified through the work of the newly establish *Rural Affairs Advisory Panel*.



AFTER SCHOOL CLUB

Pupils at *Ysgol Gymraeg Brynsierfel* in Llanelli and their parents are benefiting from a new after school club (and recently a holiday club) which provides fun activities and child care in a safe environment.

The Club runs Monday to Friday during term time and is a vital resource for parents and carers, in particular those who are working and are seeking high quality, low cost childcare and low income families are eligible for help with funding.



Executive Board Member
For Communities and Rural Affairs
Cllr Cefin Campbell



View our [detailed progress here](#)
against this objective



Well-being Objective 6







Live Well - Create more jobs and growth throughout the county

Median Gross Weekly Pay has increased by 4.7% (from £494.5 to £517.5)
Carmarthenshire has the 5th highest wage in Wales for 2017, 8th highest the previous year.
This is above the Welsh average of £505.9

Why it is important

- *Well paid jobs* for local people is the Council's number one priority.
- *Increasing employability* is fundamental to tackling poverty, reducing inequalities and has a dramatic impact on our health and ability to function in everyday society.

Success Measures

 <p>Median Gross Weekly Pay is now £517.5 (previously £494.5) 5th highest wage in Wales <i>Source: ONS – Annual Survey of hours and earnings</i></p> 	 <p>352.5 Jobs Created with Regeneration Assistance during 2017/18</p> 	 <p>Over £16.7m Private Sector Investment / External Funding Secured during 2017/18</p> 
---	---	--

Explaining the Results

- **352.5 jobs were created** with regeneration assistance during 2017/18 at the following locations:- Parry Thomas Centre; Business Support; Beacon Bursary; Opportunity St; Cross Hands Growth Zone and through the Carmarthenshire Rural Enterprise Fund Projects. In addition 250 people were placed into jobs and over a 1,000 people were helped into volunteering.
- A total of **£16.7m of private sector investment** was secured during 2017/18 via Community Bureau, Carmarthenshire Rural Enterprise Fund, Transformation Commercial Property Development Fund (TCPDF), Pendine Attractor, Jacksons Lane, Cross Hands Growth Zone and Wetlands Projects.

Progress Made

CITY DEAL

- ⦿ Since the *City Deal* was signed, considerable progress has been made with eight of the eleven project business cases having now been submitted to the UK and Welsh Governments for final sign-off:-



1. The new building, part funded by the City Deal, on the University of Wales Trinity Saint David campus, called '**Yr Egin**', will give creative industries top quality office spaces which will benefit from state-of-the-art digital technology and will also feature the new headquarters for S4C.
2. In Llanelli, an outline planning application has been submitted for the **Life Science and Well-Being Village** at Delta Lakes. This £200m project will include a cutting-edge new leisure centre, spaces for medical research, health service provision and extensive landscaping that will lead to opportunities for cycling and scenic walks.

KNOWLEDGE ECONOMY & INNOVATION

- ⦿ The **Skills and Talent project** being led by the [South West Wales Regional Skills Partnership](#), is already exploring the gaps that currently exist in the provision of skills and how this can best be addressed, both now and in years to come, by introducing courses that are tailor made to the City Deal projects.
- ⦿ Our **Rural Affairs** Task Group aims to identify actions the Council, in partnership with other public bodies and organisations, can take to address issues effecting rural communities in Carmarthenshire. This includes economic development, broadband, housing, transport, agriculture, service provision, education and community life to name but a few and will also ensure and support rural regeneration in future years.

TRANSFORMATIONS – A STRATEGIC REGENERATION PLAN FOR CARMARTHENSHIRE 2015-30

- ⦿ We have made progress on the **6 transformational projects** within the [Strategic Regeneration Plan](#):
 1. A number of projects identified in the **Carmarthen** Town Centre Regeneration Masterplan are progressing with funding and permissions being secured to deliver both the Jackson’s Lane Redevelopment Proposals & Carmarthen Wetlands and Gateway projects.
 2. A number of **Ammanford** Task Force action plan projects have also progressed during 2017/18. Work has commenced on: Tir Y Dail Junction, Margaret St Road Widening Scheme, and Railway Crossing Enhancement Schemes, whilst 41 Quay St has been acquired to develop a new Hwb.
 3. **Llanelli** Town Taskforce projects have progressed - the Opportunity Street project to acquire 15 properties and 1 development site has been successfully completed. Future funding is being sought in relation to Targeted Regeneration Fund to expand work on the portfolio purchased through the Opportunity Street Programme. Llanelli Joint Venture is progressing with demolition of Pontrilas Factory in North Dock with outline planning to redevelop the site for housing.
 4. Funding has been secured to deliver second phase of the **Cross Hands** East Strategic Employment Site.
 5. We are working on a number of tourism projects such as the Parry Thomas Commercial Centre in **Pendine** which has been fully let and funding has been secured to deliver the £7m Pendine Attractor project. See more on tourism in Well-being Objective 15-Promoting Welsh Language Culture.
 6. In the **rural area** of the county a number of business growth projects have been supported with assistance from the Carmarthenshire Rural Enterprise Fund. To date 16 applicants have completed or are in the process of completing projects that will deliver new employment opportunities for rural Carmarthenshire. In addition 4 capital projects are under construction (through the TCPDF) that will significantly increase commercial employment space in the county.

LIFT people in to work! - Moving to Llanelli from South Shields after losing his job, Gary had lost a significant amount of confidence in his ability to find work. He was not sure whether he had the skills to enter an unfamiliar workplace and to succeed in a new job. Through discussion with his *LIFT* mentor, Gary’s transferable skills were identified and it was decided that manufacturing or construction were the best routes for him to follow as many of his skills would carry over. Gary was supported by the *LIFT* programme to successfully complete CSCS training and apply for his CSCS green card. Through the *LIFT* programme Gary secured a work placement at *Lloyd and Gravell* and upon completing his placement was offered a job as a full time paid employee.

“I can’t thank Lift enough for their support and guidance. My career finally looks like it is aettina back on track!”



Executive Board Member
For Economic Development
Cllr Emlyn Dole (Leader)



View our [detailed progress here](#)
against this objective

Tudalen 101



Well-being Objective 7

Live Well - Increase the availability of rented and affordable homes

On track to meet the affordable homes target of 1,000 additional affordable homes between 2016 - 2021

Good quality, affordable homes are the bed rock of healthy and sustainable communities. We have delivered over 400 additional affordable homes since 2016 as part of the affordable homes plan.

Why it is important

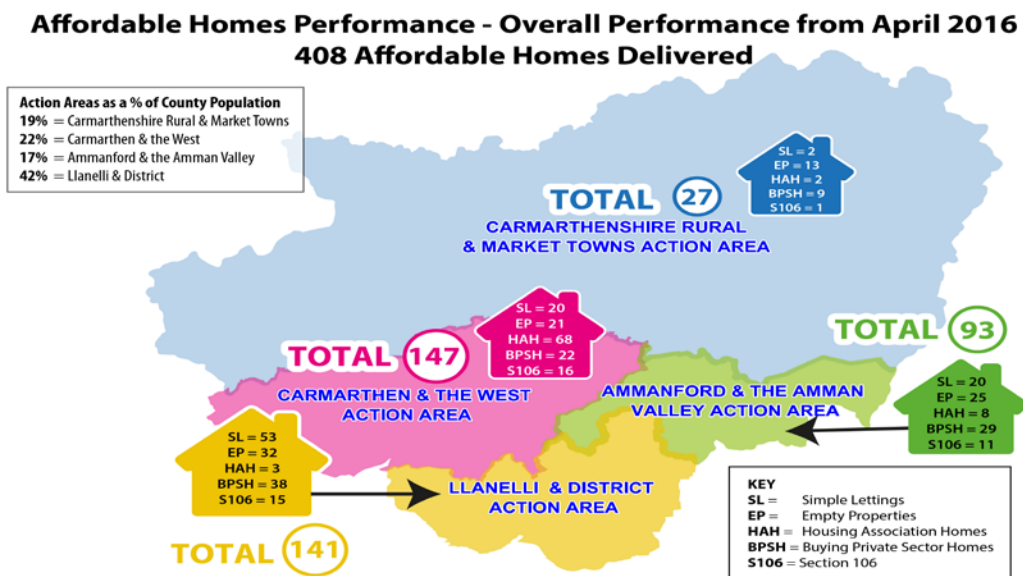
- Good quality affordable homes promote *health and well-being*, meeting the individual needs of the residents, building strong sustainable communities and places where people want to live.
- Good quality energy efficient affordable homes are good for the *People and the Environment* - as the energy use within the home will be reduced, having a significant effect on reducing the fuel costs for the occupying residents. It will also have a significant effect on reducing pollutants in the atmosphere and mitigating fuel poverty in our communities.
- It's good for the *Social Structure* - well-placed affordable housing developments allow communities to welcome a wide range of families and to create a vibrant, diverse, group of residents.
- It's good for the *Economy* - in order to thrive, new businesses need easy access to its workforce. Affordable housing developments ensure that working families will remain in their community.

Success Measure

+ 235
Additional Affordable Homes
during 2017/18

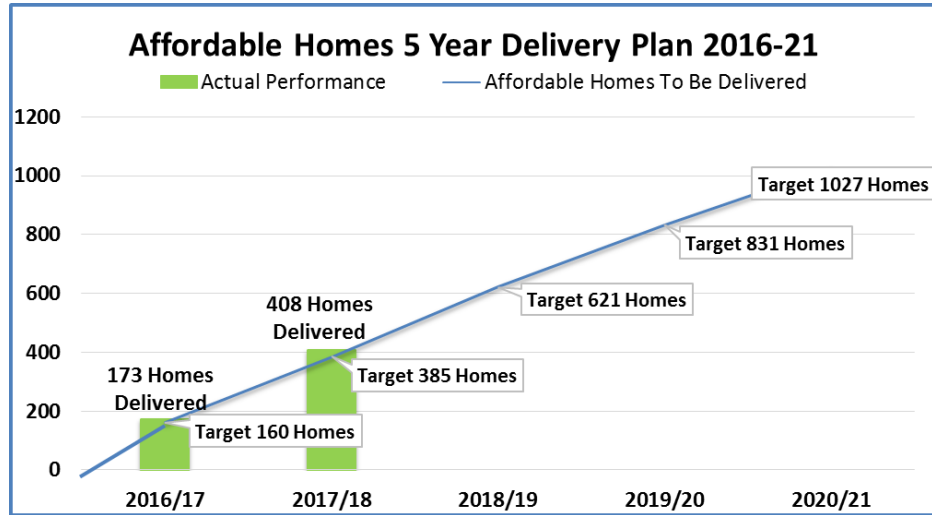


Explaining the Results



Progress Made

- ⊙ As part of the *2016 - 2020 Affordable Homes Plan* to date we have provided **408** additional affordable homes made up of the following:-
 - *Simple lettings agency* - 95
(32 – 2016/17 – 63 -2017/18)
 - *Empty homes brought back into use* - 91
(28 – 2016/17 – 63 -2017/18)
 - *Buying private sector homes* – 114
(45 – 2016/17 – 69 -2017/18)
 - *Housing Association new build development* – 65
(45 – 2016/17 – 20 -2017/18)
 - *Contribution by development (section 106)* - 43
(23 – 2016/17 – 20 -2017/18)



- ⊙ We have bought **98** private sector homes to increase the *council’s own housing stock*. 16 homes have also been bought directly by Bro Myrddin Housing Association.
- ⊙ Funding has been secured to build **over 60 new council homes** (including the latest projections for Affordable Housing Grant from Welsh Government). 3 sites have been identified where building works will commence in 2018/2019.
- ⊙ The contribution by development are *low cost home ownership* properties
- ⊙ Through the planning system (Section 106) 43 homes have been provided for [Low Cost Home Ownership](#) and nominated to local people who needed help to buy their own home

Carmarthenshire County Council is already making good on its promises to deliver 1,000 more affordable homes by 2021. Over 60 new council homes will be built in Carmarthenshire over the next two years in an £8.5million investment to grow the local authority’s housing stock.



Executive Board Member
For Housing
Cllr Linda Evans



View our [detailed progress here](#) against this objective



Well-being Objective 8

Live Well - Help people live healthy lives (tackling risky behaviour and obesity)

Almost 1.6 million visits to our Leisure Centres, generating a Social Value Return of £4.6 million during 2017/18

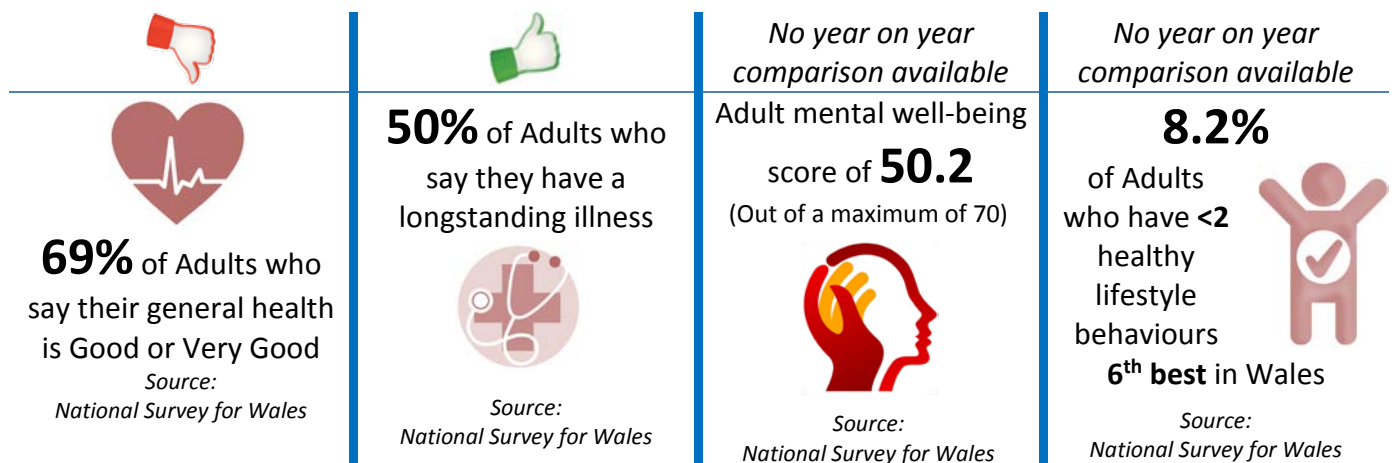
We want Carmarthenshire to be a place:

- That is the most active and healthy in the UK
- Where every person is an active participant at a *Community Club or Leisure / Cultural Facility*
- Where every child is hooked on Leisure / Cultural activity for life

Why it is important

- Because our way of life is changing, people are living longer with a higher quality of life.
- Because the challenge is to prevent ill health.
- Because living healthy lives allows people to fulfil their potential, meet educational aspirations and play a full part in the economy and society of Carmarthenshire.
- Because many of the preventive services and interventions required to maintain health, independence and well-being lie outside health and social care.

Success Measures



Explaining the Results

The following [National Survey for Wales](#) shows that:-

- **69%** of participating adults say their **general health is Good or Very Good**. This is slightly down on last year's result of 70% but continue to be 14th highest in Wales.
- The number of participating adults with **longstanding illness** has reduced slightly during the 2017/18 survey to 50% compared to 53% in the previous survey. This has moved us from 21st to 16th position.
- **Mental well-being score** is based on 14 positively worded statements asked as part of the survey which represents positive attributes of wellbeing and covers both feeling and functioning as opposed to mental illness or disorder and is suitable for use in the general population. The average mental well-being score for Carmarthenshire respondents was 50.2 from a maximum of 70, this is below the Welsh average score of 50.9 and in 16th place.
- We have the 6th best result in Wales for the number of adults with **fewer than two healthy lifestyle behaviours** at 8.2%. This has been published as a combined 2017/16 & 2017/18 figure therefore not comparable with the previous year. The result is based on a combination of not smoking; body mass index (BMI) of less than 25; eating at least 5 portions fruit & veg; weekly alcohol consumption of 14 units or lower and being physically active at least 150 minutes a week.

Progress Made

- ⦿ We have continued to monitor *air quality* (nitrogen dioxide) for the residents of and visitors to the County implementing a sampling programme. This supports a consultation for Air Quality Management Area's action plans for Llanelli and Carmarthen as well as the current action plans for Llandeilo. Data has been captured across all sites and results assessed and reported.
- ⦿ Following a million pounds of investment to enhance our *leisure centres*, creating more space and bringing in brand new state of the art fitness equipment we have seen an 2.8% (48,000) increase in the numbers of visits to 1,582,994 during 2017/18. This has also resulted in an increase in income by 23% (from £978k to £1.2m). The impact has been extremely well received by new and existing customers and the satisfaction survey shows an increase from 29% to 44%.
- ⦿ We have a vision designed to make Carmarthenshire 'The Cycling Hub of Wales'. A cycling strategy has been developed, this includes the exciting Twyi Valley Cycle Path, the Millennium Coastal Path, Closed Road Cycle track in Pembrey and the Amman Valley Cycle Path. Together with the recently refurbished Velodrome in Carmarthen Park which is one of only two in Wales.
- ⦿ A further 1,510 people were referred to the *National Exercise Referrals* scheme during 2017/18, with 53.8% of engaging with the scheme and 45.6% having completed the 16 week programme.
- ⦿ Our mental health teams, leisure colleagues and Run Wales are training a group of individuals with mental health issues to compete in the Swansea half marathon and also in local park runs. This is an innovative project to improve the mental health, well-being and physical health of individuals. It is also contributing to the anti-stigma agenda as staff and those who use services are training together and co-production is an essential feature of the scheme.

"The scheme has really been a life saver. It has totally transformed my life not just physically but emotionally"

Sport & Leisure – Changing Lives

Neil has been a member of Carmarthen Leisure Centre for several years, initially referred through the NERS scheme. He is now an ongoing member, attending most days to get his dose of physical activity. 2 years ago, Neil developed to the point that he no longer needed the use of his wheelchair, which he puts down to the support the staff at the centre have given – an emotional moment for both Neil and staff!

Neil said, *"The gym class enabled me to ditch my wheelchair after 15 years of being stuck in it. Nearly 2 years since I have seen it"*

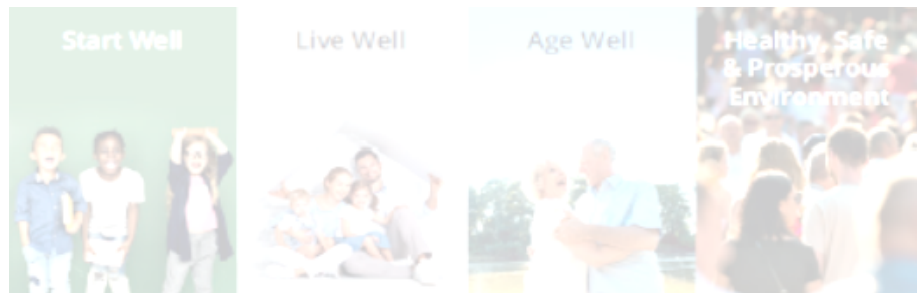
The recent million pound investment into our Health & Fitness facilities shows our intent to continue offering, and to improve, such life-changing services as received by Neil.



Executive Board Member
For Culture, Sport & Tourism
Cllr Peter Hughes-Griffiths



View our [detailed progress here](#) against this objective



Age Well



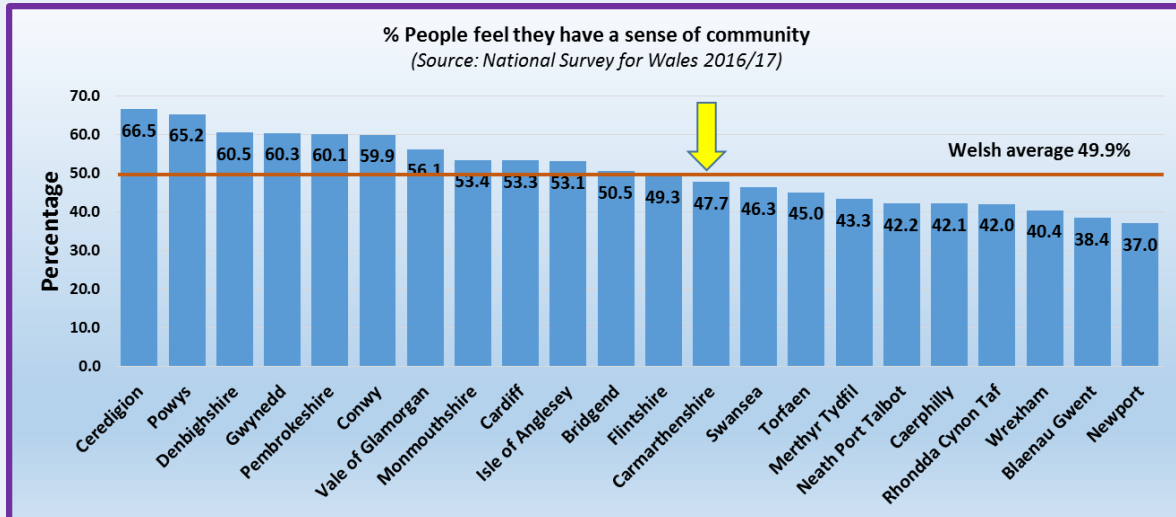


Well-being Objective 9

Live Well/Age Well - Support good connections with friends, family and safer communities

Sense of Community survey results have declined by 26% in Carmarthenshire Overall in Wales the results declined by 12%

The 'Sense of Community' is derived from three questions; *People feel they belong to their local area; People in the area from different backgrounds get on and People in the area treat each other with respect*.



Carmarthenshire has the 4th highest year on year % change having reduced from 73% in 2014/15 to 47.7% and moved down from 5th to 13th position.

Why it is important

- Carmarthenshire's *Well-Being Assessment 2017* highlighted community togetherness and cohesion as important for positive well-being. It was the 3rd highest thing that mattered to people.
- Loneliness and social isolation are harmful to our health, with research showing that lacking social connections is as damaging to our health as smoking 15 cigarettes a day and is worse for us than well-known risk factors such as obesity and physical inactivity.
- Social networks and friendships not only have an impact on reducing the risk of early death and illness, but they also help individuals to recover when they do fall ill.

Success Measure

No year on year comparison available

79% People who feel safe

7th Highest in Wales

Source: National Survey for Wales



Explaining the Results

- According to the 2016/17 [National Survey for Wales](#), 79% said they **felt safe** at home, walking in the local area and while travelling on local transport after dark, with the 65-74 age groups feeling the safest. These survey questions are based on perception of crime.

Progress Made

COMMUNITY RESILIENCE is a way of describing the ability of communities and the individuals that create them, to be stronger and more empowered to help themselves stay healthy, strong and maintain their wellbeing - no matter what the circumstances

- ⦿ We have continued to develop and implement how we provide information, advice and assistance (IAA), ensuring it's easily accessible and this also links in with the national 'Dewis' system, which gives information or advice about well-being – or if they want to know how they can help somebody else. Our newly improved *Family Information Service (FIS)* website went 'live' on 31st March 2018 which is compatible with mobile devices and more interactive.
- ⦿ The *Community Resilience* coordinators continue to work with their local communities to inform our understanding of assets in the community that contribute to promoting and supporting health, wellbeing and reduce loneliness. Dementia friendly community initiatives are continuing to be rolled out across the County. We have populated the Dewis website with assets and resources available to the community with over 500 organisations currently identified.
- ⦿ We are on target to deliver Carmarthenshire's pledge of resettling 60 Syria Refugee families. A voluntary support group *Syria Sir Gâr*, has been set up to provide informal support to the refugee families, together with support and advice from our regional Community Cohesion co-ordinator.

Also see Well-being Objective 10+11 for how we support people to stay at home and in their communities and Well-being Objective 1 regarding Family Support services.

SAFEGUARDING

- ⦿ We have an '*everybody's business*' approach to safeguarding in Carmarthenshire by working with local authority colleagues and partner agencies.

COMMUNITY SAFETY

- ⦿ A new partnership initiative has been implemented to support individuals detained in custody who have served in the armed forces.
- ⦿ An alcohol awareness outreach work event was held in Trostre, Llanelli on 24th February in partnership with Cyfle Cymru, Drug Aid and Domestic abuse support groups, providing advice and access to services. The *Paul's Pledge* campaign continues to receive support and raise awareness of the dangers of alcohol-related violence.
- ⦿ Joint proactive licensing enforcement visits were conducted throughout the year in all the main towns within Carmarthenshire by Council Licensing officers and Police. These visits target problem premises and help reduce incidents of alcohol related violence by improving security and engagement.
- ⦿ Reported crime in 2017/18 has shown a significant **increase** from 2016/17 of 16.8% (1,460 additional crimes), resulting in 10,137 crimes. However, it is important to note that crime rates continue to be significantly lower in Carmarthenshire compared to the national average.
- ⦿ Levels of anti-social behaviour (ASB) have **reduced** over the year by 14.3%, Total number of reported incidents was 5,810 compared to 6,780 in 2016/17 – a reduction of 970 incidents

Carmarthenshire United Support Project (CUSP) Through projects such as CUSP and Home from Hospital, Carmarthenshire has facilitated a range of activities to develop community resilience, by supporting people to remain independent in their own homes for longer or return to their own homes more quickly and safely after a hospital stay.



Executive Board Member
For Community Safety
Cllr Cefin Campbell



View our [detailed progress here](#)
against this objective



Well-being Objective 10

Age Well - Support the growing numbers of older people to maintain dignity and independence in their later years







We have reduced admissions to long term residential care by almost 5% (from 1066 to 1016)

Our Offer to the Population - 'Help to Help Yourself' (Prevent ill health or injury)
Promote independence, well-being, community engagement and social inclusion.

Why it is important

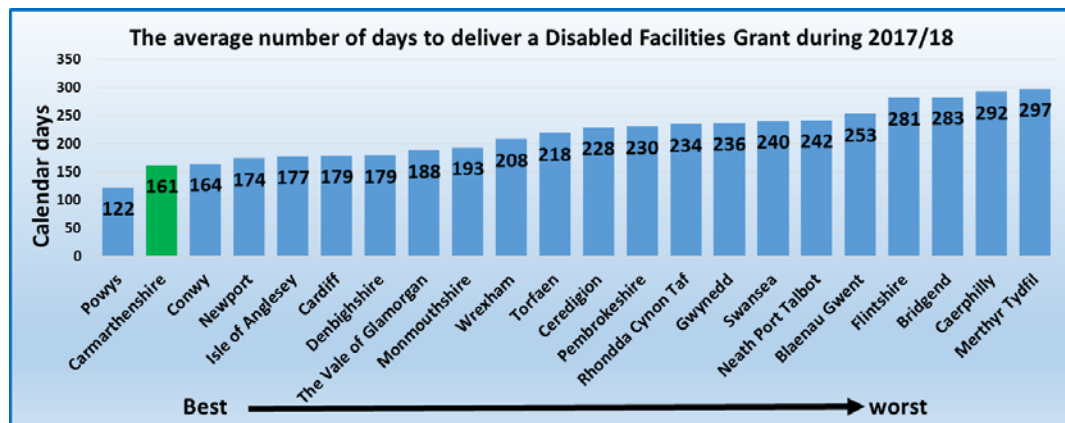
- Because consultations have demonstrated that 'what matters' to individuals is to be able to be as independent and well as possible for as long as possible.
- Because our frail population demographic is increasing and will require support to remain as independent as possible.
- Because it is essential that we lay robust foundations to future proof the availability of services that promote and support ongoing well-being and independence for our frail older adult population.

Success Measures

 <p>47 people were kept in hospital while waiting for social care (2.50 per 1,000 population aged 75+)</p>  <p>(Previously 43 people - 2.30 per 1,000 population)</p>	  <p>56.2% Agree there's a good social care service available in their area (Previously 53.1%)</p> <p><i>Source: National Survey for Wales</i></p>	 <p>It takes us an average of 161 calendar days to deliver a <i>Disabled Facilities Grant</i> (Previously 167 days)</p> 
--	--	---

Explaining the Results

- 47 clients (75+) were **kept in hospital** during 2017/18 while waiting for social care, a slight increase on the previous year of 43. The decline mainly occurred in January due to the winter pressures, inclement weather and the domiciliary care market being compromised due to one provider ceasing to deliver domiciliary care in the Llanelli area. Our Commissioning Team will continue to work very closely with other providers across the County to stimulate and support the domiciliary care market and monitor demand to ensure resilience in the market.
- According to the 2016/17 [National Survey for Wales](#) 56.2% of those surveyed agreed that there's a **good social care service available** in their area, this is just below the Welsh average of 56.8% but an improvement on the previous year of 53.1%. This puts us in **15th** position in Wales compared to 12th place in the previous year.
- The average number of days taken to deliver a *Disabled Facilities Grant* adaptation continues to reduce year on year and are currently 2nd best in Wales.



Progress Made

- ⦿ We have developed an innovative **social prescription scheme** in partnership with GPs where patients are prescribed time credits so that they can attend events and community groups. Time Credits work very simply: for every hour that an individual contributes to their community or service, they earn one Time Credit. This Time Credit can be spent accessing an hour of activity provided by a contributing organisation like a cinema or Theatre. Last year across the whole of the county there were 1,659 members of the Carmarthenshire Time Bank.
- ⦿ According to the 2017/18 Social Care survey **86.8%** of clients were satisfied with their care and support, this is an *improvement* on 83.2% in 2017/18.
- ⦿ A 'Carmarthenshire is Kind' event was held in the National Botanical Gardens on National Kindness Day to raise awareness to the benefits of kindness to individuals. Over 500 Carmarthenshire residents attended and was profiled on Radio Wales.
- ⦿ We have successfully delivered **Carmarthenshire's United Support Project (CUSP)** and has been identified as an Exemplar Initiative in Wales through the Bevan Commission. Third sector collaboration that supports people in the community to stay independent for as long as possible.
- ⦿ *Transfer of Care Advice and Liaison Service (TOCALs)* has expanded in the Glangwili General Hospital and Prince Phillip Hospital to include community based Occupational Therapists, Social workers, Nurses and Physios which ensures timely discharges from hospitals.
- ⦿ *Fulfilled Lives* is a long term service that supports people living with dementia, it provides individuals with a key worker that helps people to live their life as fully as possible as their dementia progresses. The focus is on the individual directing the support that they need to maximise their independence.

Fulfilled Lives pilot project has had encouraging results so far with many positive comments made from individuals and their families:

Daughter - *"He comes back with a smile on his face, allowing dad to bring something to the table to discuss his day. Both dad and the family are experiencing new experiences and more opportunities; we have travelled to Donnington and Leicestershire due to doing the life story work. We are not only learning about the past we are building new memories"*

Daughter – *"Mum really enjoys going out with the key worker. Mum now goes to 'Knit and Natter' and mostly natters!"*

Service User - *the service had made a difference "kept me in contact with people outside" "I love being in the company of lots of people".*



Executive Board Member
For Social Care and Health
Cllr Jane Tremlett



View our [detailed progress here](#)
against this objective



Well-being Objective 11

Age Well - A Council-wide approach to support Ageing Well in Carmarthenshire

65% agree that they live in an age friendly community

We conducted a 50+ Forum Survey in 2017 and specifically asked questions around the 5 priorities in the Ageing Well Plan with a total of 400 responses. The consultation also showed that 65% of the responses strongly agree/agreed that they do live in an age friendly community.

Why it is important

- *Older people's rights* must be promoted and protected so they can live free of abuse, neglect, ageism and discrimination and are able to participate fully in their communities and thrive in older age.
- In order to fully support the 'Dublin Declaration on Age-Friendly Cities and Communities in Europe, 2013' and our commitment to delivering the expectations of this Declaration, within our local approach to the *Ageing Well in Wales* Programme through this well-being objective.
- Wider services can make an important contribution in supporting and sustaining the independence of older people and reducing the demand on Social Services and Health Care.
- At a meeting In March 2018, the *Older People's Commissioner* praised the inclusion of Ageing Well in Carmarthenshire as a Well-being Objective.



Success Measure

16.6% of people are lonely

Source: National Survey for Wales



Explaining the Results

According to the 2017/18 [National Survey for Wales](#), **16.6%** of participating adults in Carmarthenshire **classed themselves as lonely**, this is slightly above the Welsh average of 16.3% but has reduced from previous year's result of 17.1% and we continue to be in 10th position.

Please note that this survey result is for all participating adults and not just the elderly.

Progress Made

The 5 priority aims of our *Ageing Well Plan 2015-18*

1. AGE FRIENDLY COMMUNITIES

- ⊙ Over half (65%) of respondents to the *50+ Forum* Consultation strongly agreed/agreed that they live in an age friendly community.
- ⊙ We are continuing to strengthen links with the Royal Voluntary Service (RVS) and Hywel Dda University Health Board (HDUHB) developing *community transport services* and *access opportunities* for health appointments.
- ⊙ We continue to work in partnership with *Age Cymru* where elderly, disabled and infirm people are offered assistance with general recycling.

2. DEMENTIA SUPPORTIVE COMMUNITIES

- ⊙ There was a very small agreement that Carmarthenshire is a dementia supportive community.
- ⊙ A regional delivery group has been established to implement the actions within the Regional Dementia Plan '[More than just Memory Loss](#)'.
- ⊙ We are making significant progress in making Carmarthenshire dementia friendly so that people feel included and safer within their community. We have recruited 4,847 [dementia friends](#) with 57 [dementia champions](#).



3. FALLS PREVENTION

- ⊙ There was agreement from the *50+ Forum* that the Council used the right sort of actions to help prevent falls.
- ⊙ We have a range of targeted physical activity interventions in place across the life course to increase the activity levels of those who are inactive or at risk of becoming inactive. An examples of this is '*Walking Hockey*' as a means of re-engaging past hockey participants of all adult ages, including older adults and many more.
- ⊙ We have piloted a *Falls Prevention Project* to reduce the number trips, slips and falls in the home through strength and balance exercise sessions. This will reduce the number of care hours in the home and to improve independence and increase confidence in reducing the fear of falling.

4. OPPORTUNITIES FOR EMPLOYMENT AND NEW SKILLS

- ⊙ Overall the *50+ Forum* agreed that the Council are doing the right things to maximise opportunities for employment and new skills.
- ⊙ 152 *computer class sessions* have taken place this year with a total of 1,150 attendees. Courses are delivered by both library and community based organisations.

5. LONELINESS AND ISOLATION

- ⊙ In the *50+ survey* there was relatively strong agreement that the Council is doing all that we can to help reduce loneliness and isolation.
- ⊙ We have ensured all sheltered housing residents continue to benefit from *Wi-Fi internet provision and IT training*. Wi-Fi has been installed/set-up and is available for residents to use in all communal lounge areas and we continue to support tenants who wish to improve IT knowledge and skills.

ACTION GROUP SET UP TO HELP PEOPLE WITH DEMENTIA

Residents in Laugharne, St Clears and Whitland are being encouraged to become a Dementia Friend and help those living with the condition in their communities.

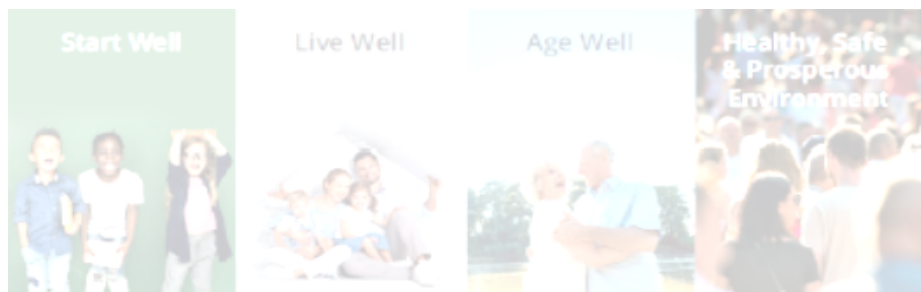
Whether it's helping someone find the right bus or spreading the word about dementia on social media or within the community a dementia friend can make a big difference. Carmarthenshire County Council, Hywel Dda Health Board and Dyfed Powys Police together with local GP surgeries and voluntary groups are working together to support the Alzheimer Society's Dementia Friends initiative with the ultimate aim to register the above areas with the society as dementia friendly communities



Executive Board Members For Housing: **CLlr Linda Evans** & Social Care & Health: **CLlr Jane Tremlett**



View our [detailed progress here](#) against this objective



Healthy, Safe & Prosperous Environment





Well-being Objective 12

Healthy & Safe Environment - Look after the environment now and in the future

We are improving our environment through enhancing biodiversity and using renewable energy in our buildings

We have delivered sustainable projects that protect and enhance our environment. The managed habitat for the marsh fritillary butterfly and 300 ha of local nature reserves are both projects that contribute to sustainability and biodiversity. Renewable energy technology is being used more and more in our buildings and is intrinsically part of all our new builds. Our Flood Management Plan and shoreline Management Plan allow the Authority to deliver its obligations under the Well-being and Future Generations Act by making Wales more *resilient* and in turn more *prosperous*. We are presently meeting our 2019/20 targets.

Why it is important

- The *Natural Environment* is a core component of sustainable development. The Environment (Wales) Act 2016 expands the duty placed on public bodies, requiring them to *maintain and enhance biodiversity and promote ecosystem resilience*.
- The conservation and enhancement of biodiversity is vital in our response to climate change and key ecosystem services such as food, flood management, pollination, clean air and water.
- 60% of the County's people live in rural areas and the remaining 40% live within 400m of natural or semi-natural green space.
- The *Well-being Needs Assessment* survey identified a strong relationship between residents' well-being and their surrounding environment from providing recreational opportunities, to psychological positivity, health benefits and a connection to heritage and culture.
- Under the '*Resilient Wales*' goal set out in the Well-being Future Generations Act, it requires public bodies to set objectives to achieve a '*biodiverse natural environment with healthy functioning ecosystems*' - must be considered within the context of all the goals being integrated (biodiversity contributes to our economy, health & well-being).

Success Measures



We used **937,330 kWh** of renewable energy during 2017/18 (increased from 670,400 kWh in the previous year)



Our recycle rate is

64.80%

(This is less than the previous year's figure of 66.23%, but we continue to meet our target)



Explaining the Results

- **Renewable energy** – We continue to invest in solar photovoltaic (PV) systems on our non-domestic buildings with a total installed capacity of 1.15 MWp. This has generated over 937,000 kWh of Electricity during 2017/18, an increase on the previous year of 670,400 kWh.
- **Recycling** declined slightly in 2017/18 to 64.80% from 66.23% the previous year. The slight decline is predominantly as a result of the difficulties with the refuse derived fuel (RDF) outlets. However we have met our target of 64% for this year.

Progress Made

- ⊙ We continue to meet our targets for *waste management and recycling* despite a challenging conditions in 2017/18, has seen considerable changes in the recycling and residual waste markets. The ban on paper and plastics imports by China has significantly affected commodity prices, but not recycling performance in a significant way at this stage. However, the residual waste market (where non-recyclable waste is shipped to Europe for heat recovery which can be counted against recycling targets) has been difficult with a drop in recycling performance for 17/18 compared to 16/17. The current overall recycling performance figures for 2017/18 have resulted in a performance of 64.80%, which continues to meet the 19/20 statutory recycling target. Similarly, we continue to meet our landfill diversion targets.
- ⊙ We delivered the *Dwynant* bypass culvert capital works flood scheme in Burry Port. This project is seeking to manage the flood risk to 5-properties who had experienced multiple flooding events in recent years while not compromising their ability to access their property over their private bridges.
- ⊙ We have delivered *sustainable projects with multiple benefits*. An example of this is the work towards providing and managing suitable habitat for marsh fritillary butterfly through the *Caeau Mynydd Mawr* Special Area of Conservation project is an on-going commitment and received a highly Commended Award from the RTPI Wales in November 2017. It received this award because it facilitates a structured solution for developments within the economic growth area, delivering the necessary mitigation required and ensuring that each development is compliant with the legislation.
- ⊙ In 2017/18 across the **Local Nature Reserves (LNR)**: • 18 acres of sea buckthorn managed • 5 school visits to LNRs • 11 guided walks delivered • 5 public events during Wales Biodiversity Week on LNRs • Approx. 300 Ha of land is currently managed as LNRs – Pembrey Burrows, Ashpit ponds/Pwll lagoon, North Dock Dunes and Morfa Berwig LNRs.
- ⊙ Other **Biodiversity Work**: • Approx. 100 km of cycle route has been developed to link up the sites in the Carmarthenshire Bogs Project. • 5 ponds and scrapes created on CCC land outside WWT
- ⊙ **Coed Cymru** woodland work: 69 advisory visits were made including advice on Glastir schemes, Woodland Trust planting schemes, felling licences and tree management at CCC sites. • 15 woodland management plans were produced- Glastir Woodland Creation, Glastir Small Grants & Woodland Trust Morewoods.

Carmarthenshire Local Nature Reserves

Local Nature Reserves (LNRs) not only protect important habitats and species but can be sites that help increase people's awareness of their local environment. They are places where people can learn about Nature, be active, and they are often situated in or near built-up areas. We currently own and manage four LNRs. These sites may be comparatively small but can naturally support many of the goals of the WFG Act, contributing to environmental resilience, health and well-being and to how communities value their local area. The work delivered by our Conservation Ranger across these reserves illustrates their multiple benefits.

Work with partners has started which will develop the concept of positive prescribing and the promotion of the health and well-being benefits that these sites can provide for local people. Local volunteers help out with management and 72 conservation volunteer activity days were organised last year on the LNRs involving local people and groups such as Mencap Cymru. School visits allowed children to find out more about Nature on their doorstep and guided walks encourage people to look more closely and see the variety of wildlife these sites hold. In addition sites can help out with local flood alleviation - work with Natural Resources Wales to the ditches in Morfa Berwig has contributed to wider work in the Llanelli area to control local flooding. There is much more to be done in coming years to realise the full potential of these important local sites.



Executive Board Member
For Public Protection:
Cllr Philip Hughes



View our [detailed progress here](#)
against this objective



Well-being Objective 13

Healthy & Safe Environment - Improve the highway and transport infrastructure and connectivity

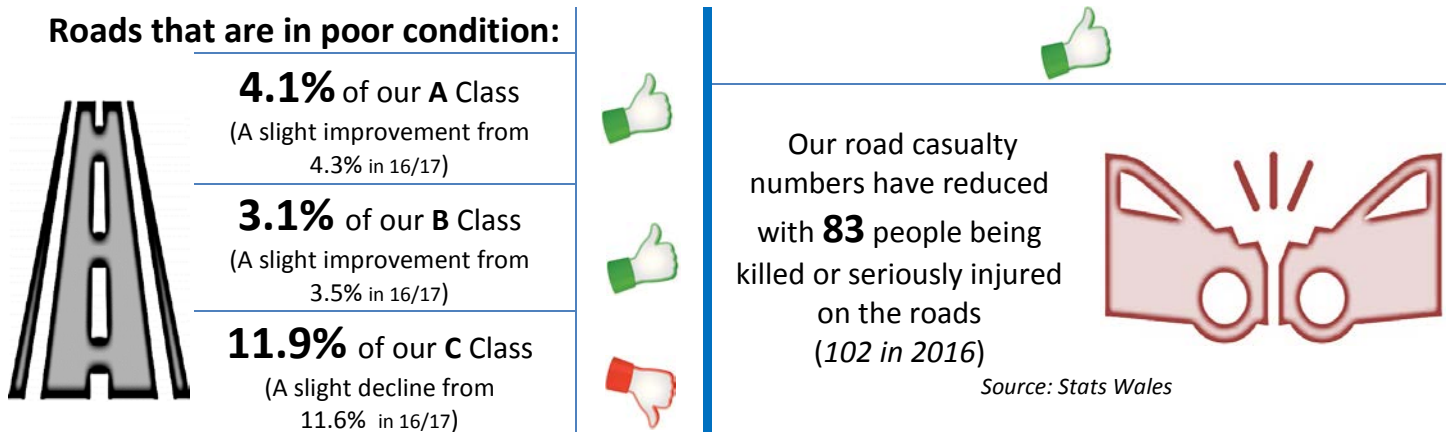
We are improving the county's road infrastructure, rural transport and sustainable transport

Our Transportation and Highway related services facilitate the safe movement of goods and People. Enabling access to raw commodities and markets as well as providing opportunities for People to gain access to employment, education, health, leisure and social activities. We have continued to develop sustainable travel by investing in shared paths and cycle paths, improved the road infrastructure to encourage economic activity in the county and maintained a rural bus service through our Bwcabus and country cars service.

Why it is important

- *Transportation and highways* play a key role in sustaining our community. A modern, successful economy is reliant upon the safe and efficient movement of people and goods; providing opportunities for people to gain access to employment, education, health, leisure, social and retail services.
- *United and connected* is one of the four Welsh Governments' aims in its 'Taking Wales Forward' plan. Providing integrated and affordable access for businesses, for residents and visitors can stimulate economic development, reductions in deprivation and social exclusion and an increase in well-being.
- Sustaining access to services will deliver improvements in health and well-being for all sections of the community e.g. that includes: walking, cycling, passenger and road transport.
- By 2030 South West Wales will be a confident, ambitious and connected City Region.

Success Measures



Explaining the Results

- The percentage of principal (A) roads and non-principal (B) roads in Carmarthenshire in a poor condition *reduced* during 2017/18; with (A) roads from 4.3% to 4.1% and (B) roads from 3.5% to 3.1%. There has been a *slight increase* in deterioration in non-principal (C) roads from 11.6% to 11.9%, this contributes to an *increase* in the combined A, B & C roads in poor condition of 9.3% compared to 9.2% in 2016/17.
- **A total of 83 people were killed or seriously injured** on Carmarthenshire's roads in 2017, this is a reduction on 102 in 2016. This includes **19 motorcyclists** (a reduction from 33 in 2016) and **24 young people aged 16-24** (an increase from 19 in 2016). The Council's Road Safety Unit has worked collaboratively with a range of public safety agencies to deliver the Carmarthenshire Road Safety Strategy with various education, engineering and enforcement initiatives.

Progress Made

- ⦿ We have commenced *Crosshands EL2* phase 2 strategic link to support economic regeneration which was designed in-house, improved the *highway infrastructure* at Ammanford to improve traffic flow and reduce congestion. We have successfully lobbied the Wales Government to commence works to progress the Llandeilo *by-pass* road scheme and our ambitious *Tywi Valley Path* project connecting Llandeilo and Carmarthen.
- ⦿ We have continued to engage in *collaboration and partnership working* to deliver road safety education initiatives and identify sites for enforcement and engineering intervention. We have *invested in road safety* through funding of road safety education programmes and engineering schemes, including rural route treatment schemes and 20mph speed limits outside schools. To date such improvements have been introduced outside 55 school sites across the county. Additionally, we have delivered our programme of Road Safety training and engagement with vulnerable road users, including the training of older drivers, young drivers, motorcyclists, and young people.
- ⦿ We have continued investment into *vehicle replacements* during the year in accordance with our strategic fleet replacement programme.
- ⦿ We have successfully delivered *Safe Routes to Schools* Projects at Pontyberem and Carmarthen, and have delivered an investment of £445,500 into traffic management route treatment works to improve infrastructure in Bryn, Llangennech, Penygroes and Tycroes.
- ⦿ We will begin construction of the *Tywi Valley Cycle way* and continue to develop the full scheme. We have built approximately 3.7 Km of cycling/ shared use paths this year throughout the county to support sustainable and active travel.

CYCLE PATH

Proposals to create a 16-mile walking and cycling path between Carmarthen and Llandeilo have moved up a gear thanks to a funding boost.

The Tywi Valley Path project has received a grant of £132,000 through the Welsh Government Rural Communities - Rural Development Programme 2014-2020, which is funded by the European Agricultural Fund for Rural Development and the Welsh Government. The money will go towards developing part of the route at Nantgaredig.

The Tywi Valley Path will follow the route of the former Carmarthen and Llandeilo railway line as much as possible, close to the River Tywi; and is expected to boost tourism and the local economy, as well as encourage active and sustainable travel. The path is being developed in phases; with negotiations with landowners ongoing and funding sources identified as the scheme progresses. It is expected to cost between £5 and £8million in total; and is also being part funded through the Welsh Government's Local Transport Fund.

Planning permission has been secured for the western phase of the path between White Mill and Nantgaredig, and part of the path on an existing carriageway between Fronun and Bwlch Bach, near the concrete works in Abergwili, has been completed.



Executive Board Member
For Environment:
Cllr Hazel Evans



View our [detailed progress here](#)
against this objective



Well-being Objective 14

Healthy & Safe Environment - Promote Welsh Language and Culture

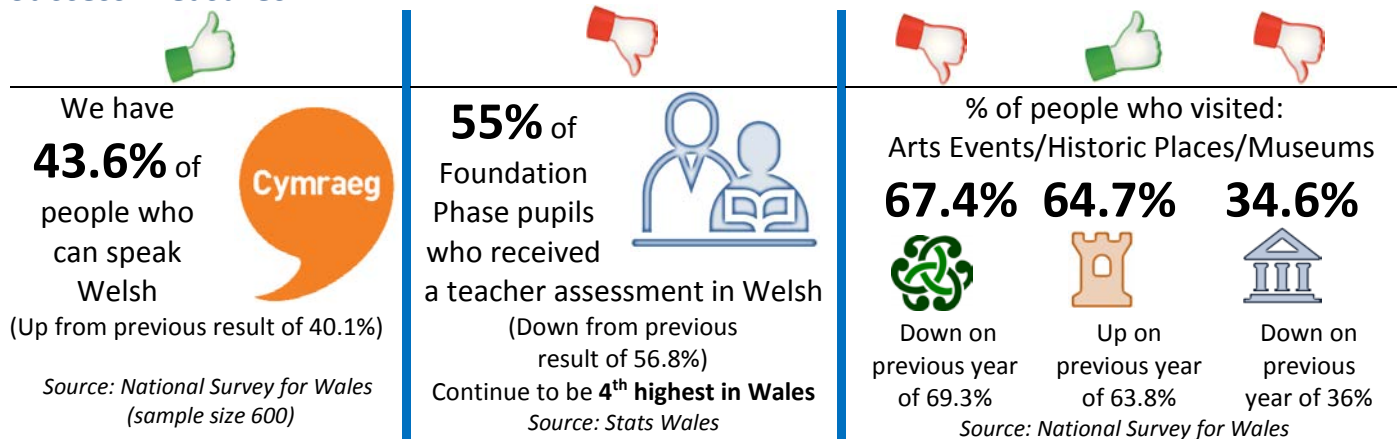
Good progress made on the implementation and compliance with the Welsh Language Standards

Internal communication and a range of resources and guidelines to support staff has been key to this. The Welsh Language Promotion Strategy has bought new opportunities to work with external partners across the county and in ensuring that human and financial resources are used responsibly. Carmarthenshire is recognised as being of strategic importance in the vitality of the Language across Wales.

Why it is important

- Carmarthenshire is a *stronghold* for the Welsh language and is considered to be of high strategic importance in its future.
- The Welsh Government has announced a *new strategy* to try to ensure a secure future for the Welsh language. In recognising that the language is a national treasure, the government is planning to double the number of Welsh speakers in Wales by 2050. In addition, they want to ensure that Welsh is a living language.
- It is a *unique selling point*. Tourist and hospitality industries throughout Europe are now realising the importance of offering unique experiences. Having two languages and a sense of Welsh history and culture places Carmarthenshire in a strong position

Success Measures



Explaining the Results

- The 2017/18 [National Survey for Wales](#) results shows that 43.6% can speak Welsh in Carmarthenshire an increase on the previous year of 40.1%.
- All learners in their final year of Foundation Phase must be assessed through teacher assessments. 55% of our Foundation Phase pupils received a teacher’s assessment in Welsh which is slightly down on the previous year although we continue to have the 4th highest number in Wales.
- According to the [National Survey for Wales](#) the number of survey participants attending an arts event and visiting a museum in Wales during 2017/18 reduced slightly at 67.4% and 34.6% respectively, this is below the Welsh average figures of 68% and 40.4%. The number visiting heritage sites increased slightly to 64.7% this is above the Welsh average of 63.4%. Please note that the questions asked whether they attended or visited these in Wales and not specifically in Carmarthenshire.

Progress Made

PROMOTING WELSH LANGUAGE

- ⦿ The [2016/17 Annual Report to the Welsh Language Commissioner](#) detailed the steps taken to comply with the Welsh language Standards.
- ⦿ Promotion work was undertaken with the *County's Event Organiser Forum* to convey the importance of using the Welsh language when organising community events.
- ⦿ A new club for learners was organised, in partnership with Menter Gorllewin Sir Gâr, at Yr Atom in Carmarthen, in order to bring learners together.
- ⦿ In order to start raising awareness of the advantages of bilingualism in the county, a comprehensive booklet that promotes the advantages of Welsh medium education and specifies the path towards bilingualism, has been designed and printed. This work derived from the County Forum and all partners contributed to the content of the booklet.
- ⦿ The County's *Strategic Welsh Language Forum* is working to market and promote the events being held to promote the Language and is linked in to the newly updated *Discover Carmarthenshire* website. The Forum is leading on the preparation of an 'Information Pack' for individuals / families moving to Carmarthenshire which will provide the linguistic context and the opportunities for a bilingual education.

PROMOTING WELSH CULTURE AND TOURISM

- ⦿ We have developed the '*Stordy Digidol*' digital project to widen access to our County's collections and cultural services. The website infrastructure is now complete with library content of some 770 images already uploaded, this will be followed with content from museums and archives. The objective in the second phase is to tag and link collections through stories.
- ⦿ The launch of '*Makerspace*' in Ammanford Library, a collaborative work space for making, learning, exploring and sharing, that uses high tech tools and open to children, adults, and entrepreneurs, is the 1st of its kind in Wales which will inspire creativity and innovation.
- ⦿ Tourism brings around £370million into our economy. This is up by 2.7% on last year, with the number of overnight visitors going up by 3.6%. Recently, both *Carmarthen* and *Llandeilo* were named as two of the top 10 best places to live in Wales, by the Sunday Times. Carmarthenshire is fast becoming one of Wales' most visited counties,
- ⦿ In order to maximise exposure for St David's Day, we arranged for a local business woman to be live in London radio studio on the UK's most listened radio show, namely the breakfast show on *Radio 2 with Chris Evans*. With over 8 million weekly listeners, this was a major coup for not just Carmarthenshire but Wales in general as *cawl* and other Welsh food was tasted and discussed at length.

Welsh in a Week!

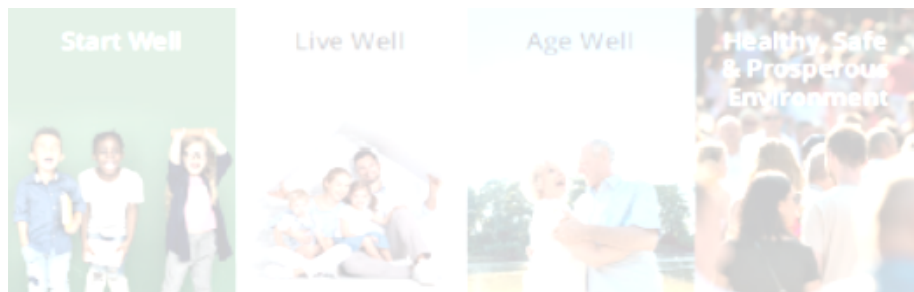
In February, seven members of staff from Carmarthenshire County Council attended a residential course at Nant Gwrtheyrn in North Wales. The course was organised and funded in partnership with the National Centre for Learning Welsh. The aim of this 1 week course was to immerse our staff in the Welsh Language and to increase their confidence to use the Language in the workplace. The course has not only helped our staff use the language within the workplace; but also in our communities.



Executive Board Member
For Welsh Language, Culture and Tourism:
Cllr Peter Hughes-Griffiths



View our [detailed progress here](#)
against this objective



Building a Better Council & Better Use of Resources





Well-being Objective 15a - Building a Better Council

Acceptable Governance Arrangements are in place






Carmarthenshire County Council has implemented a *Code of Corporate Governance* that adopts the best practice principles of the Wales CIPFA / SOLACE Governance Framework. To ensure these best practice guidelines were met, our Internal Audit Service undertook a stock take of our arrangements against the standard. It found that our compliance was 'acceptable'.

The best practice guidance identifies 91 behaviours and actions that demonstrate good governance across 7 principles. Our stock take showed that we had strong complete evidence for 54 of these and nearly complete evidence for the majority of the rest. We will examine any gaps and prioritise improvement, where neededthis is not about ticking every box.

Good governance is fundamental to the effective delivery of the Council's services and its corporate priorities. Open and transparent decision making; financial and budgetary control; effective scrutiny arrangements; strategic risk management and effective partnership working are areas which impact on the manner in which the Council runs its business for the benefit of local people. We are making every effort to secure a more efficient, ethical, transparent and accountable local government that supports and enhances public participation and democracy.

Success Measures

No year on year comparison available for these measures

 <p>70.8% of people agree that they can access information about us in the way they would like to. (Welsh average 75.2%) Source: National Survey for Wales</p>	<p>71.9% of people know how to find what services we provide (Welsh average 75.8%) Source: National Survey for Wales</p> 	<p>11.4% of people agree that they have an opportunity to participate in making decisions about the running of our services (Welsh average 17.3%) Source: National Survey for Wales</p> 	 <p>Staff sickness has decreased from 10.8 days to 10.1 days per year (with main cause of sickness being stress, mental health & fatigue)</p> 
--	---	--	---

Explaining the Results

- According to the 2017/18 [National Survey for Wales](#)
 - 70.8%** of participants agreed that they **could access information about us in the way they preferred**, this is below the Welsh average of 75.2% and in 18th position.
 - 71.9%** agreed that **they knew how to find what services we provide**, again this is below the Welsh average of 75.8% and in 17th position.
 - Only **11.4%** agreed that **they have an opportunity to participate in making decisions about the running of our services**, this is well below the Welsh average of 17.3% and in 16th position.
- Sickness data is regularly monitored and analysed to ensure the focus is on reducing absence. We have set up a Challenge and Review forum which identifies where there are gaps and good practice.

Progress Made

<p>The Well-being of Future Generations Act requires 7 areas of corporate change, which are a key expectation of the Future Generations Commissioner in Annual Reporting.</p> <p>FGC - The journey so far : May 2018</p>	<ol style="list-style-type: none"> Corporate Planning Performance Management Workforce Planning 	<p>Covered by Building a Better Council</p>
	<ol style="list-style-type: none"> Financial Planning Assets Procurement Risk 	<p>Covered by Making Better Use of Resources</p>

Tudalen 124

CORPORATE PLANNING

- ⊙ The Council's Executive Board has set out almost 100 priority projects, schemes or services they plan to deliver in '[Moving Forward in Carmarthenshire: the next 5 Years](#)'. Therefore we have published a New Corporate Strategy bringing together the previous Corporate Strategy, Improvement Plan, Well-being Objectives and Moving Forward in Carmarthenshire: the next 5 Years.
- ⊙ Support to the Public Services Board has been ongoing throughout the year with the lead being taken on the development of the [Well-being Plan](#) which was published in May 2018.

PERFORMANCE MANAGEMENT

- ⊙ Wales Audit Office issued a Certificate of Compliance of last year's Annual Report.
- ⊙ We reshaped our Performance Monitoring and reporting and fully aligned it to the Well-being Objectives. We tracked the steps we were taking to achieve these objectives using our 'in house' developed Performance Information Monitoring System (PIMS) and reported progress on a quarterly basis. This is a key expectation of the Future Generations Commissioner.



WORKFORCE PLANNING

- ⊙ An assessment tool has been developed to assist service areas identify the supply and demand issues
- ⊙ HR officers attend Departmental Management Team meetings as Business Partners.

OTHER PROGRESS

- ⊙ We conducted Local Government Elections in May 2017 and the Brexit referendum in June 2017. A significant programme of member's induction was provided.
- ⊙ We have committed to improving ways of working through the work of the 'Transformation, Innovation and Change' programme (TIC). The TIC Team helped support 20 projects and reviews over the course of the last year, including the launch of agile working.
- ⊙ We have been awarded the **silver accreditation** against the Investors in People (IIP) Standard, demonstrating our commitment to high performance through good people management. This is the international standard for people management. We have held IIP accreditation for the past eight years but only five per cent of organisations assessed are awarded the Silver standard.
- ⊙ As a key employer in the County we have made the transition from the Disability Two Ticks Scheme to being a Disability Confident Employer
- ⊙ Enhancements have been made to ensure the **accessibility of the Council's website** with the addition of **Browse Aloud**, this enables users to listen to web content in English or Welsh for those who have reading difficulties (due to dyslexia, learning difficulties or mild visual impairments).
- ⊙ We published our [Digital Transformation Strategy 2017-2020](#) which outlines the strategic digital vision and identifies a number of key projects that will be delivered over the next three years.
- ⊙ There has been a successful increase in the use of e-learning programmes includes areas such as the *Violence Against Women Domestic Abuse Sexual Violence (Wales) Act 2015 (VAWDASV)*.



2017/18 BUDGET CONSULTATION

Schools across Carmarthenshire gave Councillors their views on budget proposals for the next three years.

Pupils from secondary schools gave presentations at County Council on the proposals being consulted upon. This followed an Insight day held at Llanelli's Ffwrnes Theatre as part of the Council's budget consultation



Executive Board Member For
HR, Performance Mgt, ICT, TIC:
Cllr Mair Stephens



View our [detailed progress here](#)
against this objective



Well-being Objective 15b - Making Better Use of Resources

Over the last 5 years we have made budget reductions of £54M with minimum impact on front line services

The financial position faced by local authorities has had a consistent theme over recent years, with the level of resources available to public services seeing significant reductions, which means that we have less money to invest in services now than we have in the past. Over the last five years we have had to manage reductions in service budgets of £54m, whilst at the same time the pressures on the budget have been increasing in terms of demand and expectations.

'The Council has sound savings planning arrangements, which support future financial resilience...'

(Wales Audit Office – Savings Planning Report March 2017 Paragraph 13)



WALES AUDIT OFFICE
SWYDDFA ARCHWILIO CYMRU

Why it is important

- There are increasing demands and expectations yet less resources are available. Under these conditions we need to work even more efficiently and effectively to maintain services and improve where we can, delivering *'More (or even the same) for less'*.
- Further financial pressures are likely to arise from such things as rising energy costs, an increasing number of older people needing services from us, office, school buildings and highways that require significant investment, and this is in addition to the current uncertainty in the economic outlook as the UK embarks on the process of leaving the European Union.

Success Measures



Explaining the Results

Further addressing the *Making Better Use of Resources* Well-being Priority cuts across all service areas and is both about investment as well as efficiency savings. The Council is committed to financially sustainable delivery models - there are many examples of this across different departments, such as increased *Extra Care Provision* where it better meets service user needs, a move towards *agile working*, thus reducing the Council's estate costs in the future. *Channel Shift*, is a TIC project looking to improve the way that external customers can conveniently access Council Services and encouraging a shift to less expensive methods of accessing services such as *'Do it online'* payments.

Unfortunately, according to the 2017/18 [National Survey for Wales](#) the number of participants agreed that *we ask for their views before setting our budget* was only 8% (Welsh average 12.4%). We consulted on our 18/19 Budget and received 730 responses.

Tudalen 126

Progress Made

FINANCIAL PLANNING: Extensive *Budget Consultation* took place with seminars for county councillors, town and community councils, a public forum, scrutiny committees, schools budget forum, the Youth Council and trade unions meetings.

ASSETS: We are taking a more sustainable and long term approach to property assets and regeneration. For example, we are leasing Burry Port Harbour to a specialist marina company, which will ensure the Harbour's long term sustainability.

PROCUREMENT: Procurement is seen as an important part of how a public body allocates resources under the Well-being of Future Generations (Wales) Act 2015 and as a strategic function in the Council we support the departments to deliver our 15 well-being. Our current draft procurement Strategy identifies these as reducing the number of young adults that are Not in Education, Employment or Training (NEET), Creating more jobs and growth throughout the County, Looking after the environment now and for the future, promoting Welsh Language and culture and governance and the use of resources.

RISKS: We are managing our risks and performance through robust internal control and strong public financial management. Our Corporate, Departmental and Service Risk Registers were all updated within 2017/18 in line with the new Well-being of Future Generations Act.

Other Progress

- ⊙ We collected **97.57** % of *Council Tax* due for the financial year 2017/18 which is a 0.52% improvement from the previous year of 97.05%, this is the 9th highest collection figure in Wales (up on the 17th position for last year).
- ⊙ We collected **99.52%** of *non-domestic rates* for the financial year 2017/18 which is **the highest figure in Wales**. This is an improvement from the previous year of 98.20% and 9th highest.
- ⊙ We have continued to fulfil the requirements of *Department of Works and Pensions Universal Credit*, delivering partnership agreement in terms of budgeting support for vulnerable claimants and providing technical/specialist support for the universal credit delivery centres.

COMMUNITY BENEFITS:

Dawnus, the contractor for a new Primary School build in Trimsaran has completed a Welsh Government Community Benefits Measurement Tool to track the benefits delivered during the life of the construction project. It was estimated that for every £1 spent on this project £1.89 was reinvested back into the Welsh economy. To date, the project valued at approx. £7 m build cost, recruited 4 individuals who was previously unemployed for over 6 months and a further 9 individuals were retained as a result of this work who would otherwise have been made redundant/unemployed. The contractor has delivered 754 person weeks of targeted recruitment and training which has benefited the local workforce within the local area/community.





dawnus
a talent for construction



Executive Board Member
For Resources: Clr David Jenkins



View our [detailed progress here](#)
against this objective



APPENDICES

Local Government (Wales) Measure 2009 and Well-being of Future Generations Act (Wales) 2015

The Local Government (Wales) Measure 2009 and the Well-being of Future Generations Act (Wales) 2015 are separate but interconnected legal obligations. Our Well-being Plan combined both requirements and this Annual Report does the same.

The Local Government (Wales) Measure 2009

- The Local Government (Wales) Measure 2009 requires the Council to set Improvement Objectives every year. They do not have to change every year, or be deliverable within one year.
- Our Improvement Objectives are essentially the same as our Well-being Objectives as they are based on a thorough evidence-based understanding of the communities we serve and local needs. We compare our Service performance and satisfaction results with all Councils in Wales to make sure we improve where we most need to.
- We have a duty to improve, often delivering 'more (or even the same) for less'.

Well-being of Future Generations Act (Wales) 2015

This is an Act introduced by the Welsh Government which will change aspects of how we work. The general purpose of the Act, is to ensure that the governance arrangements of public bodies for improving the well-being of Wales, take the needs of future generations into account. The Act is designed to improve the economic, social and environmental well-being of Wales, in accordance with sustainable development principles. The new law states that:-

- a) We must carry out sustainable development, improving the economic, social, environmental and cultural well-being of Wales. The sustainable development principle is **'... the public body must act in a manner which seeks to ensure that the needs of the present are met without compromising the ability of future generations to meet their own needs.'**
- b) We must demonstrate 5 ways of working:
Long term, integrated, involving, collaborative and preventative (see **Appendix 1**)
- c) We must work towards achieving all of the 7 national well-being goals in the Act. Together they provide a shared vision for public bodies to work towards.



For the first time in Wales, the Well-being of Future Generations Act, provides a shared vision for all public bodies in Wales to work towards. As a public body subject to the Act we were required to set and publish Well-being Objectives that maximised our Contribution to the Well-being Goals.

How our Well-being Objectives contribute to the 7 National Well-being Goals

Carmarthenshire's 2017/18 Well-being Objectives / KIOPs			7 National Well-being Goals						
			Prosperity	Resilience	Healthier	More equal	Cohesive Communities	Vibrant culture & Welsh Language	Global responsibility
Start Well	1	Help to give every child the best start in life and improve their early life experiences.	✓		✓	✓	✓		
	2	Help children live healthy lifestyles	✓		✓	✓	✓	✓	
	3	Continue to Improve learner attainment for all	✓	✓		✓		✓	✓
	4	Reduce the number of young adults that are Not in Education, Employment or Training	✓		✓	✓	✓		
Live Well	5	Tackle poverty by doing all we can to prevent it, help people into work and improve the lives of those living in poverty	✓		✓	✓	✓		
	6	Create more jobs and growth throughout the county	✓		✓	✓	✓	✓	
	7	Increase the availability of rented and affordable homes	✓	✓	✓	✓	✓		✓
	8	Help people live healthy lives (tackling risky behaviour & obesity)	✓		✓	✓	✓	✓	
Age Well	9	Support good connections with friends, family & safer communities			✓	✓	✓		✓
	10	Support the growing numbers of older people to maintain dignity & independence in their later years	✓		✓	✓	✓	✓	
	11	A Council-wide approach to support Ageing Well in the county	✓		✓	✓	✓	✓	
In a Healthy, Safe & Prosperous Environment	12	Look after the environment now and for the future	✓	✓	✓				
	13	Improve the highway and transport infrastructure and connectivity	✓	✓	✓	✓	✓		
	14	Promote Welsh Language and Culture	✓	✓		✓	✓	✓	
	15	Building a Better Council and Making Better Use of Resources	✓	✓	✓	✓	✓	✓	✓

Success measures for our Well-being Objectives

Tudalen 139 PAM – Public Accountability Measures (National); ONS - Office for National Statistics; NSW - National Survey for Wales; NWBI - National Well-being Indicator	Has our result improved year on year			22 nd	21 st	20 th	19 th	18 th	17 th	16 th	15 th	14 th	13 th	12 th	11 th	10 th	9 th	8 th	7 th	6 th	5 th	4 th	3 rd	2 nd	1 st		
	Previous result	Most Current Result	Improved ↑ Standstill ↔ Declined ↓	Worst results												Best Results											
	Arrows start from previous position															● ● to our most current position											
WBO 1 - Help to give every child the best start in life and improve their early life experiences.																											
% Children in care with 3 or more placements in the year (PAM/029)	9.2	8.8	↑																								
WBO 2 - Help children live healthy lifestyles.																											
% Children overweight or obese	29.6	29.4	↑	32.7																						17.0	
WBO 3 - Continue to Improve learner attainment for all.																											
Average Caped 9 points score for pupils (PAM/032)	not available	360.8	Not applicable	320.4																						380.1	
% Attendance in primary schools (PAM/007)	94.8	94.4	↓	94.3																						95.6	
% Attendance in secondary schools (PAM/008)	94.5	94.3	↓	93.0																						95.2	
Satisfaction with child's primary school (NSW)	93	90	↓	Below 79																						93	
WBO 4 - Reduce the number of young adults that are Not in Education, Employment or Training.																											
Year 11 leavers Not in Education, Employment or Training (NEETs) (PAM/009)	2.1	1.4	↑	4.33																						0.76	
Year 13 leavers Not in Education, Employment or Training (NEETs) (5.1.0.2)	2.0	3.0	↓	18.8																						0.0	
WBO 5 - Tackle poverty by doing all we can to prevent it, help people into work and improve the lives of those living in poverty.																											
Average Caped 9 points score for pupils eligible for FSM (Free School Meals) (4.1.2.4)	not available	307.6	Not applicable	252.6																						336.8	
% of households successfully prevented from becoming homeless (PAM/012)	64.2	65.1	↑	42.6																						75.7	
Household in material deprivation (NSW) (NWBI)	15.3	15.8	↓	21.3																						10.6	
% Households Living in Poverty (CACI 'PayCheck')	35.9	35.0	↑	45.3																						23.1	
Keeping up with all bills and commitments without any difficulties (pensioner) (NSW)	75	74	↓	70																						89	
Keeping up with all bills and commitments without any difficulties (non pensioner) (NSW)	51	52	↑	52																						75	
WBO 6 - Create more jobs and growth throughout the county.																											
Median Gross Weekly Full-time Earnings (£) (NWBI)	494.5	517.5	↑	431.4																						619.6	
Jobs created with Regeneration assistance (EconD/001)	253.5	352.5	↑	No comparable data available for this measure																							
The level of Private Sector Investment / external funding secured (£) (EconD/008)	23.5m	16.7m	↑	No comparable data available for this measure																							
WBO 7 - Increase the availability of rented and affordable homes.																											


Success measures for our Well-being Objectives

PAM – Public Accountability Measures (National); ONS - Office for National Statistics; NSW - National Survey for Wales; NWBI - National Well-being Indicator	Has our result improved year on year			22 nd	21 st	20 th	19 th	18 th	17 th	16 th	15 th	14 th	13 th	12 th	11 th	10 th	9 th	8 th	7 th	6 th	5 th	4 th	3 rd	2 nd	1 st			
	Previous result	Most Current Result	Improved ↑ Standstill ↔ Declined ↓	Worst results												Best Results												
				← → Arrows start from previous position												● ● to our most current position												
Number of affordable homes in the County <i>(7.3.2.24)</i>	173	235	↑	No comparable data available for this measure																								
WBO 8 - Help people live healthy lives (tackling risky behaviour & obesity).																												
% of adults who say their general health is Good or Very Good <i>(NSW)(NWBI)</i>	70	69	↓	64											Same											78		
% of adults who say they have a longstanding illness <i>(NSW)(NWBI)</i>	53	50	↑	58																						37		
Adult Mental Well-being score <i>(NSW)(NWBI)</i> <i>(Out of a maximum score of 70)</i>	not available	50.2	Not applicable	48.8																						52.5		
% adults who have fewer than two healthy lifestyle behaviours <i>(NSW) (NWBI)</i> <i>(not smoking, healthy weight, eat five fruit or vegetables a day, not drinking above guidelines and meet the physical activity guidelines).</i>	not available	8.2	Not applicable	15.9																						6.9		
WBO 9 - Support good connections with friends, family and safer communities.																												
Have a sense of community (derived from three questions on belonging; different backgrounds get on, treat with respect) <i>(NSW) (NWBI)</i>	73.0	47.7	↓	37.0																						66.5		
People feeling safe (at home, walking in the local area, and travelling) <i>(NSW) (NWBI)</i>	not available	79	Not applicable	57																						91		
WBO 10 - Support the growing numbers of older people to maintain dignity and independence in their later years.																												
Rate of people kept in hospital while waiting for social care <i>(PAM/025)</i>	2.30	2.50	↓																									
Agree there's a good Social Care Service available in the area <i>(NSW)</i> <i>(elderly, children, disabled and carers)</i>	53.1	56.2	↑	44.4																						68.1		
Days taken to deliver a Disabled Facilities Grant <i>(PAM/015)</i>	167	161	↑	356																						126		
WBO 11 - A Council-wide approach to support Ageing Well in the county.																												
% of people who are lonely <i>(NSW) (NWBI)</i>	17.1	16.6	↑	22.1																						11.1		
WBO 12 - Look after the environment now and for the future.																												
Use of renewable energy (kWh)	670,400	937,330	↑	No comparable data available for this measure																								
% Waste reused, recycled or composted <i>(PAM/030)</i>	66.23	64.80	↓																									

Tudor 133

Success measures for our Well-being Objectives

Tudalen 134	PAM – Public Accountability Measures (National); ONS - Office for National Statistics; NSW - National Survey for Wales; NWBI - National Well-being Indicator	Has our result improved year on year			22 nd	21 st	20 th	19 th	18 th	17 th	16 th	15 th	14 th	13 th	12 th	11 th	10 th	9 th	8 th	7 th	6 th	5 th	4 th	3 rd	2 nd	1 st		
		Previous result	Most Current Result	Improved ↑ Standstill ↔ Declined ↓	Worst results												Best Results											
		Arrows start from previous position															● ● to our most current position											
WBO 13 - Improve the highway and transport infrastructure and connectivity.																												
% A Class roads that are in poor condition <i>(PAM/020)</i>	4.3	4.1	↑	6.5																							1.4	
% B Class roads that are in poor condition <i>(PAM/021)</i>	3.5	3.1	↑	7.5																							1.3	
% C Class roads that are in poor condition <i>(PAM/022)</i>	11.6	11.9	↓	23.0						Same																	4.1	
Number of people killed and seriously injured on the roads <i>(5.5.2.21)</i>	102	83	↑	138	Same																						14	
WBO 14 - Promote Welsh Language and Culture.																												
Can speak Welsh <i>(NSW) (NWBI)</i>	40.1	43.6	↑	below 9.3																				Same			69.7	
Pupils assessed in Welsh (first language) - Foundation Phase <i>(PAM/033)</i>	56.8	55.0	↓	3.9																				Same			98.5	
% of people attended arts events in Wales in last year <i>(NSW)</i>	69.3	67.4	↓	56.1																							78.8	
% of people visited historic places in Wales in last year <i>(NSW)</i>	63.8	64.7	↑	48.3																							77.0	
% of people visited museums in Wales in last year <i>(NSW)</i>	36.0	34.6	↓	27.8						Same																	57.6	
WBO 15 - Building a Better Council and Making Better Use of Resources.																												
'Do it online' payments	29,020	34,494	↑	No comparable data available for this measure																								
People agree that they can access information about the Authority in the way they would like to <i>(NSW)</i>	not available	70.8	Not applicable	61.8																								82.0
People know how to find what services the Council provides <i>(NSW)</i>	not available	71.9	Not applicable	66.9																								85.6
People agree that they have an opportunity to participate in making decisions about the running of local authority services. <i>(NSW)</i>	not available	11.4	Not applicable	7.8																								22.4
Number days lost due to sickness absence. <i>(PAM/001)</i>	10.8	10.1	↑	13.6																								7.8
Reduction in organisational 'running costs' (£m)	12.9	8.6		No comparable data available for this measure																								
People agree that the Council asks for their views before setting its budget. <i>(NSW)</i>	not available	8.0	Not applicable	Below 7.0																								17.6



Tudalen 136

The following are results of the 2017/18 National Survey for Wales available at local authority level, but not all of these are attributable to the Councils performance.

Where the same question was asked in the previous survey (2016/17), the table below shows whether we have improved our performance and our rank position.

Questions asked in the 2017/18 National Survey for Wales and available at Local Authority level NWBI - National Well-being Indicator	Has our result improved from 2016/17 to 2017/18			22 nd	21 st	20 th	19 th	18 th	17 th	16 th	15 th	14 th	13 th	12 th	11 th	10 th	9 th	8 th	7 th	6 th	5 th	4 th	3 rd	2 nd	1 st		
	2016/17 survey result	2017/18 survey result	Improved ↑ Standstill ↔ Declined ↓	Worst results												Best Results											
				Arrows start from our 2016/17 position												to our 2017/18 position											
1 People agree that they can access information about the Authority in the way they would like to.	not available	70.8	Not applicable	61.8																						82.0	
2 People know how to find what services the Council provides.	not available	71.9	Not applicable	66.9																						85.6	
3 People agree that they have an opportunity to participate in making decisions about the running of local authority services.	not available	11.4	Not applicable	7.8																						22.4	
4 People agree that the Council asks for their views before setting its budget.	not available	8.0	Not applicable	Below 7.0																						17.6	
5 % of people satisfied with their ability to get to/ access the facilities and services they need (within 15 to 20 minutes walk from their home) (NWBI/24)	not available	85.2	Not applicable	60.6																						86.5	
6 Satisfaction with child's primary school	93	90	↓	Below 79																						93	
7 Yes can speak Welsh (NWBI/37)	40.1	43.6	↑	Below 9.3																				Same		69.7	
8 % of adults who speak Welsh daily and can speak more than just a few words (NWBI/36)	29.2	33.8	↑	Below 4.6																				Same		59.8	
9 % of people who are lonely (NWBI/30)	17.1	16.6	↑	22.1																				Same		11.1	
10 Household in material deprivation (NWBI/19)	15.3	15.8	↓	21.3																						10.6	
11 Keeping up with all bills and commitments without any difficulties - All Adults	not available	58.2	Not applicable	58.2																						77.8	

Questions asked in the 2017/18 National Survey for Wales and available at Local Authority level NWBI - National Well-being Indicator	Has our result improved from 2016/17 to 2017/18		Improved ↑ Standstill ↔ Declined ↓	Worst results												Best Results											
	2016/17 survey result	2017/18 survey result		22 nd	21 st	20 th	19 th	18 th	17 th	16 th	15 th	14 th	13 th	12 th	11 th	10 th	9 th	8 th	7 th	6 th	5 th	4 th	3 rd	2 nd	1 st		
	Arrows start from our 2016/17 position												to our 2017/18 position														
12 Keeping up with all bills and commitments without any difficulties - Pensioners	75	74	↓	70																					89		
13 Keeping up with all bills and commitments without any difficulties - Non-Pensioners	51	52	↑	52																					75		
14 % of people moderately or very satisfied with their jobs (NWBI/20)	80.0	82.5	↑	74.5																					86.3		
15 Whether household has internet access	83.1	85.7	↑	80.3																					90.1		
16 % of people attended arts events in Wales in last year	69.3	67.4	↓	56.1																					78.8		
17 % of people visited historic places in Wales in last year	63.8	64.7	↑	48.3																					77.0		
18 % of people visited museums in Wales in last year	36.0	34.6	↓	27.8					Same																57.6		
19 % of people attending or participating in arts, culture or heritage activities at least 3 times a year	not available	71.9	Not applicable	64.7																					84.9		
20 Participating in any sport or physical activity	66.0	63.9	↓	43.9																					69.6		
21 % of people participating in sporting activities three or more times a week (NWBI/38)	39.4	34.7	↓	21.1																					39.1		
22 % of adults that Smoke (combined 2016/17 & 2017/18 result)	not available	18.6	Not applicable	25.8																					13.4		
23 % of adults that are E-cigarette users (combined 2016/17 & 2017/18 result)	not available	7.0	Not applicable	9.3																					4.7		
24 % of adults that drink > 14 units a week (combined 2016/17 & 2017/18 result)	not available	20.9	Not applicable	23.7																					14.7		
25 % of adults that ate 5 portions of fruit & vegetables a day (combined 2016/17 & 2017/18 result)	not available	20.0	Not applicable	15.9																					31.5		

Tudalen 37





Questions asked in the 2017/18 National Survey for Wales and available at Local Authority level NWBI - National Well-being Indicator	Has our result improved from 2016/17 to 2017/18			22 nd	21 st	20 th	19 th	18 th	17 th	16 th	15 th	14 th	13 th	12 th	11 th	10 th	9 th	8 th	7 th	6 th	5 th	4 th	3 rd	2 nd	1 st		
	2016/17 survey result	2017/18 survey result	Improved ↑ Standstill ↔ Declined ↓	Worst results												Best Results											
				Arrows start from our 2016/17 position												to our 2017/18 position											
26	% of adults that active for 150 minutes or more a week (combined 2016/17 & 2017/18 result)	not available	58.8	Not applicable	38.5																					65.9	
27	% of adults that active for 30 minutes or less a week (combined 2016/17 & 2017/18 result)	not available	26.0	Not applicable	46.7																					22.1	
28	% of adults that are overweight or obese (BMI 25+) (combined 2016/17 & 2017/18 result)	not available	57.8	Not applicable	69.7																					50.9	
29	% of adults that are obese (BMI 30+) (combined 2016/17 & 2017/18 result)	not available	22.4	Not applicable	32.9																					13.6	
30	% of adults that have one or less healthy behaviours (Based on the above measures 21-28) (combined 2016/17 & 2017/18 result)	not available	8.2	Not applicable	15.9																					6.9	
31	% of adults who say their general health is Good or Very Good	70	69	↓	64										Same											78	
32	% of adults who say they have a longstanding illness	53	50	↑	58																					37	



Tudalen
14

The table below shows the following information on measures that all 22 councils in Wales have to collect:-

- Our 2017/18 result and whether it has improved on our 2016/17 result
- Our quartile (star rating) compared to other Council's in Wales
- Our Rank position for 2017/18 compared to our Rank position for 2016/17

The measures published by all councils in Wales	Has our result improved from 2016/17 to 2017/18		How good is our 2017/18 result? ★ = Bottom (Worst) ★★ = Bottom to Middle ★★★ = Middle to top ★★★★ = Top (Best)	22 nd	21 st	20 th	19 th	18 th	17 th	16 th	15 th	14 th	13 th	12 th	11 th	10 th	9 th	8 th	7 th	6 th	5 th	4 th	3 rd	2 nd	1 st		
	Our 2017/18 result	Improved ↑ Standstill ↔ Declined ↓		Worst results												Best Results											
				  Arrows start from our 2016/17 position												  to our 2017/18 position											
WBO1 - Help to give every child the best start in life and improve their early life experiences																											
1	% Children in care with 3 or more placements in the year (PAM/029)	8.8	↑																								
2	Percentage of children satisfied with their care and support (PAM/027)	80.7	↓																								
3	Percentage of child assessments completed in time (PAM/028)	89.7	↑																								
WBO3 - Continue to Improve learner attainment for all																											
4	% Pupil attendance in primary schools (PAM/007)	94.4	↓	★	94.3																						95.6
5	% Pupil attendance in secondary schools (PAM/008)	94.3	↓	★★★	93.0																						95.2
6	% Achieved the Level 2 threshold (PAM/006)	57.2	Not Comparable	★★★	41.1																						67.0
WBO4 - Reduce the number of young adults that are Not in Education, Employment or Training (NEET)																											
7	% of Year 11 Leavers not in education, employment or training (NEETS) (PAM/009)	1.4	↑	★★	4.3																						0.8
WBO5 - Tackle poverty by doing all we can to prevent it, helping people into work and improving the lives of those living in poverty																											
8	% of households successfully prevented from becoming homeless (PAM/012)	65.1	↑	★★	42.6																						75.7
WBO7 - Increase the availability of rented and affordable homes																											
9	% Private sector dwellings returned to occupation (PAM/013)	6.90	↑	★★★★	1.25																						33.30
10	Number of new homes created as a result of bringing empty properties back into use (PAM/014)	5	New Measure	Not applicable	No comparative data available for this measure																						
WBO8 - Help people live healthy lives (Tackling risky behaviour and Adult obesity)																											
11	Number of visits to Public Libraries per 1,000 population (PAM/016)	7,689	↑	★★★★	2810																				Same	9225	
12	Visits to Sport & Leisure facilities per 1000 population (PAM/017)	8,522	↑	★★★	6986																						11368

The measures published by all councils in Wales				Has our result improved from 2016/17 to 2017/18		How good is our 2017/18 result?		Worst results												Best Results											
				Our 2017/18 result	Improved ↑ Standstill ↔ Declined ↓	★ = Bottom (Worst) ★★ = Bottom to Middle ★★★ = Middle to top ★★★★ = Top (Best)	22 nd	21 st	20 th	19 th	18 th	17 th	16 th	15 th	14 th	13 th	12 th	11 th	10 th	9 th	8 th	7 th	6 th	5 th	4 th	3 rd	2 nd	1 st			
								Arrows start from our 2016/17 position												to our 2017/18 position											
13	% Food establishments that meet food hygiene standards (PAM/023)	97.91	↑	★★★★	88.73																					98.81					
WBO10 - Support the growing numbers of older people to maintain dignity and independence in their later years																															
14	Days taken to deliver a Disabled Facilities Grant (PAM/015)	161	↑	★★★★	297																					122					
15	Rate of people kept in hospital while waiting for social care per 1,000 population aged 75+ (PAM/025)	2.50	↓																												
16	Percentage of adults satisfied with their care and support (PAM/024)	86.8	↑																												
17	Percentage of carers that feel supported (PAM/026)	69.0	↓																												
WBO12 - Looking after the environment now and for the future																															
18	% of all planning applications determined in time (PAM/018)	71.2	↑	★	71.0																					100.0					
19	% of planning appeals dismissed (PAM/019)	57.9	↓	★★	35.7																					100.0					
20	% of streets that are clean (PAM/010)	98.7	↑	★★★★	89.2																					99.5					
21	% Fly tipping cleared in 5 days (PAM/011)	95.02	↑	★	65.49																					100.0					
22	% Waste sent to landfill (PAM/031)	20.29	↓																												
23	% Municipal waste reused, recycled or composted (PAM/030)	64.80	↓																												
WBO13 - Improve the highway and transport infrastructure and connectivity																															
24	% A roads that are in poor condition (PAM/020)	4.1	↑	★★	6.5																					1.4					
25	% B roads that are in poor condition (PAM/021)	3.1	↑	★★★★	7.5																					1.3					
26	% C roads that are in poor condition (PAM/022)	11.9	↓	★	23.0																					4.1					
WBO15 - Building a Better Council and Making Better Use of Resources																															
27	Number days lost due to sickness absence. (PAM/001)	10.1	↑	★★★	13.6																					7.8					

141

The Future Generations Commissioner for Wales - Expectations of Annual Reports

In May 2018 The Future Generations Commissioner for Wales published her report on 'Well-being in Wales: the journey so far'. She set out 9 key expectations for Annual Reporting. This guidance will inform future Annual Reports and where possible has been included in this publication.

Future Generations Commissioner for Wales Expectations of Annual Reports and how we meet them. Published May 2018

Well-being in Wales: the journey so far –May 2018 by Future Generations Commissioner for Wales

Expectation 1: Well-being objectives and goals

We set out our Well-being Objectives and the steps we were going to take to meet them in our Well-being Objectives 2017/18, published in March 2018.

Expectation 2: Sustainable development principle

We are embracing the *sustainable development principle* and trying to improve the economic, social and environmental and cultural well-being of Carmarthenshire, whilst ensuring the needs of the present are met without compromising the ability of future generations to meet their own needs. We have brought together our previous *Corporate Strategy, Improvement Plan, Well-being Objectives* and the New Administrations *5 year plan* into a *New Corporate Strategy*. These objectives are cascaded into *Service Business Plans* to ensure maximum contributions of Services to achieving our Well-being Objectives. Service Business Plans explain how they use the 5 ways of working in how they do business.

Case studies on the Well-being of Future Generations Act and our Projects

Start well	① Burry Port Community Primary School
	① School Holiday Enrichment Scheme
	① Actions to Reduce NEETs
	① School Holiday Enrichment Scheme
Live well	① Carmarthen Cycling Strategy
Age well	① Financial Exploitation Safeguarding Scheme
	① Life Science and Wellness Village
In a healthy, prosperous and safe environment	① Cae Mynydd Mawr – Marsh Fritillary Butterfly

Expectation 3: Looking ahead

Change takes time. Our New Corporate Strategy consolidates a number of plans together and links to our *vision for sustainable services for older people for the next decade and Affordable Homes Strategy*. Our Well-being Objectives will also be reflected in our [Local Development Plan 2018-33](#).

Expectation 4: Tracking progress

For each of our Well-being Objectives we set ourselves detailed action plans and targets, Throughout the year we monitored our progress through an in-house developed Performance Information Monitoring System (PIMS) on a quarterly basis. Each Service and Department reviewed progress and the Councils' Executive Board and Corporate Management Team made sure things stayed on course. Twice a year progress was also reported to Scrutiny Committees

Expectation 5: Applying and implementing the Act

The guidance to the Act set out where change needs to happen in seven corporate functions – corporate planning, financial planning, risk, workforce planning, assets, procurement and performance management. We cover this in Well-being Objective 15a & b.

Expectation 6: Self-reflecting

The Act requires us to review the continued relevance of our Well-being Objectives annually. The set we published by March 2017 as required by the Act were reaffirmed by the newly elected administration following May 2017 local government elections with the addition of another Well-being Objective – Promoting Welsh Language and Culture. This new Well-being Objective strongly supports the National Goal of ‘A Wales of vibrant culture and thriving Welsh Language’ and supports the wider national goals and five ways of working.

Following publication of the Welsh Governments’ new Well-being Objectives we did a desk top exercise to evaluate our Objectives and felt they should remain the same.

As part of budget consultation we again tested our Well-being Objectives with the public and found high and increasing support.

We also added a 15th Well-being Objective: *Building a Better Council and Making Better Use of Resources*.

Expectation 7: Collaboration with other Public Bodies

At the May 2018 Carmarthenshire Public Services Board (PSB) the first Carmarthenshire Well-being Plan was approved. The PSB established a series of Delivery Groups in order to make progress against the identified Well-being Objectives.

Objective	Approach	Led By
Healthy Habits	Co-ordinated Campaigns	Hywel Dda University Health Board
Healthy Habits	Environmental Risk Assessment	Natural Resources Wales
Early Intervention	Changing the Model of Delivery	Mid and West Wales Fire and Rescue Service
Strong Connections	Innovative Community Assets	Carmarthenshire’s Association of Voluntary Services
Prosperous People and Places	Education and Employment / Procurement Procedures	Carmarthenshire County Council
Safer Communities		Carmarthenshire County Council

Inherent in all the approaches and steps required is a need for a cultural shift in behaviour.

Expectation 8: Accountability

We reported to Executive Board Members on a quarterly basis on the steps we were taking to meet our Well-being Objectives and we set up interactive reports on our Performance Information Management System for the Executive Board Members responsible for each objective.

We reported to each of the 5 Scrutiny Committees - twice each during the year. We will explore how to involve people in the co-production of our Annual Reports and self – evaluation.

We plan to submit our draft ‘Ageing Well in Carmarthenshire’ Well-being Objective to our 50+ Forum on June 12th for their evaluation and invite them to participate in its content and style.

Expectation 9: Making your reports clear

We should be involving people in compiling, writing and presenting reports and plans.

Tudalen 143



We would welcome your feedback,
please send your thoughts, views and opinions to:



Performance Management
Regeneration and Policy
Chief Executive's Department
County Hall
Carmarthen
Carmarthenshire SA31 1JP



Tel: **01267 224486**
Email: **performance@carmarthenshire.gov.uk**



Follow us and add your comments on the **[Council's Facebook](#)** page



Follow this plan and add your Tweets on our **[Twitter](#)** page - **#CarmsReport**

Y CYNGOR SIR**10 HYDREF 2018****ADRODDIAD MONITRO BLYNYDDOL 2017/18****CYNLLUN DATBLYGU LLEOL MABWYSIEDIG SIR GAERFYRDDIN****Argymhellion Y Bwrdd Gweithredol:**

- Cael a derbyn cynnwys y trydydd Adroddiad Monitro Blynyddol ar gyfer Cynllun Datblygu Lleol Sir Gaerfyrddin, y mae angen ei gyflwyno i Lywodraeth Cymru erbyn 31 Hydref 2018,
- Rhoi awdurdod dirprwyedig i swyddogion wneud addasiadau teipograffyddol neu ffeithiol yn ôl yr angen, i wella eglurder a chywirdeb yr Adroddiad Monitro Blynyddol

Y Rhesymau:

- Cael a derbyn cynnwys yr adroddiad ac Adroddiad Monitro Blynyddol 2017/18, sydd ynghlwm.
- Nodi'r canlyniadau a'r data gwaelodlin fel rhan o'r drefn barhaus o fonitro'r Cynllun Datblygu Lleol ac fel tystiolaeth mewn perthynas â Chynllun Datblygu Lleol Diwygiedig 2018 - 2033 wrth iddo ddatblygu.
- Cynnig cyfle i sylwadau gael eu cyflwyno ar ei gynnwys.

Angen ymgynghori â'r pwyllgor craffu perthnasol: Oes Pwyllgor Craffu - Cymunedau: 21 Medi 2018

Angen i'r Bwrdd Gweithredol wneud penderfyniad OES

Angen i'r Cyngor wneud penderfyniad OES

YR AELOD O'R BWRDD GWEITHREDOL SY'N GYFRIFOL AM Y PORTFFOLIO:- Y Cynghorydd Mair Stephens

Y Gyfarwyddiaeth: Yr Amgylchedd

Enw Pennaeth y Gwasanaeth:

Llinos Quelch

Awdur yr Adroddiad: Ian Llewelyn

Swyddi:

Pennaeth Cynllunio

Rheolwr Blaen-gynllunio

Rhifau ffôn: 01267 228659

Cyfeiriadau E-bost:

LQuelch@sirgar.gov.uk

IRLlewelyn@sirgar.gov.uk

EXECUTIVE SUMMARY

County Council

10th October 2018

Annual Monitoring Report 2017/18

Adopted Carmarthenshire Local Development Plan

1. BRIEF SUMMARY OF PURPOSE OF REPORT.

This report follows the adoption of the Carmarthenshire Local Development Plan (LDP) and presents its third Annual Monitoring Report (AMR). The AMR has been prepared in accordance with the provisions of the Planning and Compulsory Purchase Act 2004 and the Local Development Plan (LDP) Regulations 2005.

The Planning and Compulsory Purchase Act 2004 requires each Local Planning Authority to prepare an Annual Monitoring Report (AMR) on its LDP following adoption and to keep all matters under review that are expected to affect the development of its area. In addition, under section 76 of the Act, the Council has a duty to produce information on these matters in the form of an Annual Monitoring Report for submission to the Welsh Government, and publication on the Carmarthenshire County Council's website by 31st October each year following plan adoption.

Members will recall that following consideration of the 2016/17 AMR it was resolved to prepare a Review Report into the LDP, and that this was considered at the meeting of Full Council on the 10th January 2018, wherein it was resolved to prepare a Revised LDP 2018 – 2033. Whilst, the preparation of the Revised LDP is underway the Council is still required to prepare AMR's with the information and data produced used as evidence in the preparation of the Revised Plan.

A copy of the draft AMR is appended as part of this report. It should be noted that the content of the AMR and this report may develop as further evidence and data becomes available ahead of reporting to Council.

2. Background

As part of the requirement to monitor the implementation and effectiveness of the adopted LDP, Carmarthenshire County Council is required by the Welsh Government to produce and submit an Annual Monitoring Report (AMR).

This represents the third AMR following the LDP's formal adoption on the 10th December 2014 and is to be submitted by the 31st October with its preparation an integral component of the statutory development plan process.

Covering the period of 1st April 2017 to 31st March 2018 this AMR assesses the progress in implementing LDP policies and proposals. It provides the basis for monitoring the effectiveness of the LDP and determines whether any revisions to the Plan are necessary. This AMR, and any subsequent AMR's will aim to demonstrate the extent to which the LDP strategy and objectives are being achieved and whether the Plan's policies are operating and functioning effectively. It also assesses the impact the LDP is having on the social, economic and environmental well-being of the County and identifies any significant contextual changes that may influence the Plan's implementation or future review.

3. Content and Structure

The AMR is the main mechanism for measuring the success in implementing the Plan's policies and will report on issues which impact upon the Plan's objectives.

In recognition that measuring implementation is a continuous part of the plan making process, the monitoring of the Plan provides the connection between: evidence gathering; plan strategy and policy formulation; policy implementation; evaluation, and plan review. It also assists in improving the transparency of the planning process, and keeps stakeholders, the community and business groups informed of development plan issues.

The AMR also includes an analysis of the Strategic Environmental Assessment/ Sustainability Appraisal.

4. LDP Monitoring Framework

The LDP Monitoring Framework identifies a series of targets and indicators with defined triggers for further action. This has been developed in accordance with Welsh Government Regulations and guidance and was subject to consideration at the Examination into the Carmarthenshire LDP and within the Inspector's Report.

The AMR utilises a traffic light system in monitoring its policies which allow for a visual interpretation on the success, or otherwise. However this is supported by the accompanying explanatory narrative which assesses the respective success or failure against each indicator, with the following options available to respond to any emerging issues:

- **Continue Monitoring:** Where indicators are suggesting that LDP policies are being implemented effectively and there is no cause for a review.
- **Officer / Member Training required:** Where indicators associated with planning applications suggest that policies are not being implemented as they were intended, and further officer or Member training is required.
- **SPG / Development Briefs required:** Whilst the Council will be preparing SPG and Development Briefs throughout the Plan period, indicators may suggest that further guidance should be provided to developers on how a policy should be properly interpreted. Additionally, should sites not be coming forward as envisaged, the Council will actively engage with developers / landowners to bring forward Development Briefs on key sites to help commence the development process.
- **Policy Research / Investigation:** Where monitoring indicators suggest the LDP policies are not being as effective as intended, further research and investigation, including the use of contextual indicators (as outlined above) and comparisons with other local authorities and national statistics where appropriate will be undertaken to inform any decision to formally review the policy.
- **Review:** Where monitoring indicators suggest that amendments to the LDP would be beneficial, the Council will consider such matters as part of the preparation of the revised LDP 2018 - 2033. Note: a LDP Review Report has been prepared and considered by County Council on the 10th January 2018.

4. Summary of Key Outcomes



EICH CYNGOR arleinamdani

www.sirgar.llyw.cymru

YOUR COUNCIL doitonline

www.carmarthenshire.gov.wales

An overview of the key findings from the 2017/18 AMR is set out below:

- The 2018 Joint Housing Land Study (JHLAS) indicates that 406 new homes were completed during the monitoring period 1st April 2017 to 31st March 2018;
- The 2018 JHLAS sets out that the Council has a housing land supply of 3.8 years. This represents a decrease on the previous study which indicated a land supply of 4.2 years. This would constitute the fifth JHLAS where the housing land supply has been below the 5 year supply of land for housing requirement identified within Technical Advice Note 1;
- 87.5% of all housing developments permitted were on allocated sites this represents a notable increase from the previous AMR which exhibited 38.3%.
The distribution of these planning permissions are largely focused on Growth Areas at 64% with Service Centres 10.3%, Local Service Centres 15.7% and Sustainable Communities 9.6% (Reference should be had to monitoring indicator 2 for comparisons with previous AMR's).
- Small site completions (sites of 4 and under dwellings) have contributed 105 dwellings to the overall supply, showing an increase from the 92 dwellings in both 2016 and 2017.
- The total number of dwellings permitted during the monitoring period is 1,045 with 858 on large sites (5 or more units) and 187 on small sites (4 or less units).
- Windfall sites (sites not allocated within the Plan) has seen a drop in permissions from the 784 dwellings during 2015/16 to 284 within this AMR.
- In relation to affordable housing, 216.4 dwellings have been permitted during this AMR period;
- Employment sites allocated within the Plan with planning permission has increased to 30.06ha during this AMR period.
- Vacancy rates within the identified Primary Retail Frontages are as follows:

Carmarthen	-	11%
Llanelli	-	16.5%
Ammanford	-	4.8%
- As a result of the requirement of the Housing (Wales) Act 2014, a Gypsy and Traveller Accommodation Assessment (GTAA) has been undertaken to identify if there is a need for Gypsy and Traveller sites. The Local Authority received confirmation from the Welsh Minister that the content of the needs assessment was accepted on 28th March 2017. The GTAA has been reported to the Council's Executive Board on the 26th March 2018, where it was resolved to publish the report and that a site selection process be developed to meet any identified need.
- Welsh Language – two applications have been approved within linguistic sensitive areas without mitigation measures to be put in place.
- Caeau Mynydd Mawr SAC - 40.25 ha of land in good condition was being managed on 24 sites. A further 37.96 ha of land was also rated in good condition giving a total of 78.21 ha (source: PIMS Action progress reports 2017-2018).
- No planning permissions for 'highly vulnerable' developments were permitted within the C1 or C2 flood zones as identified on the (TAN15) Development Advice Maps where it was contrary to Natural Resources Wales advice.
- Planning permission has been granted for schemes that have the potential to contribute a total of 3.55 MW of renewable energy within the County during this monitoring period; and
- Minerals data indicates that the current hard rock landbank for Carmarthenshire is at least 71 years with a combined sand and gravel landbank of at least 14 years.

5. AMR Conclusions and Recommendations

Whilst it is considered that progress has been made in implementing many of the adopted Plan's policies and objectives, there are elements and components which are not delivering as

intended. In this respect the findings of this AMR are consistent with that of previous AMRs and the content of the LDP Review Report.

6. AMR Recommendations

That the findings and evidence contained within this AMR be considered as, and inform evidence gathering as part of the preparation of the revised LDP 2018 -2033.

That this third AMR be submitted the Welsh Government by 31st October 2018 in accordance with statutory requirements, and published on the Council's website.

8. Next Steps and Review Process

The AMR will, in accordance with the Council's statutory duty be submitted to the Welsh Government, and published on the Council's website by 31st October. This publication will be accompanied by an informal consultation which will afford interested parties the opportunity to comment on the key issues raised. Whilst not a statutory requirement, such a consultation provides an important opportunity for views to be submitted, and where appropriate for those views to contribute to the content of subsequent AMR's.

The content of this AMR along with that of the first and second AMR's will be used to inform the preparation of the Revised LDP 2018 – 2033 and its associated evidence base.

Note: The Delivery Agreement which sets out the timetable for the preparation of the Revised LDP and the methods and timing of communication and consultations over the Plan's preparatory period was agreed by the WG on the 28th June 2018. This, along with the letter of agreement is available on the Council's website.

DETAILED REPORT ATTACHED ?	YES
-----------------------------------	------------

IMPLICATIONS

I confirm that other than those implications which have been agreed with the appropriate Directors / Heads of Service and are referred to in detail below, there are no other implications associated with this report :

Signed:

L Quelch

Head of Planning

Policy, Crime & Disorder and Equalities	Legal	Finance	ICT	Risk Management Issues	Staffing Implications	Physical Assets
YES	YES	YES	YES	NONE	YES	YES

1. Policy, Crime & Disorder and Equalities

The AMR in monitoring the implementation of the LDP's policies and provisions builds on the links and strategic compatibility between it and Carmarthenshire County Council's well-being objectives. It also ensures alignment with the national Well-being Goals set out within the Well-being of Future Generations Act 2015. Through its land use planning policies, the Revised LDP will seek to promote the principles of sustainability and sustainable development by facilitating the creation of communities and local economies which are more sustainable, providing access to local services and facilities and reducing the need to travel.

The integration of sustainability as part of the preparation of the LDP is reflected in the undertaking of a Sustainability Appraisal and Strategic Environmental Assessment reflecting national and international legislative requirements. The AMR in considering matters of sustainability, further monitors the outcomes of the Plan in light of the Sustainability Appraisal indicators.

The AMR considers key national legislative changes including the requirements emanating from the Wellbeing of Future Generations Act and the Council's Well-being Objectives and the implications for the LDP. In this respect, the AMR undertakes a compatibility analysis of the LDP and the National and local Well-being Objectives. It is also noted that the LDP review will need to ensure the requirements emanating from the Act are fully and appropriately considered with the Plan.

2. Legal

The preparation and publication of the AMR ensures the Council meets its requirements in respect of the Planning and Compulsory Purchase Act 2004 which requires each Local Planning Authority to prepare an Annual Monitoring Report (AMR) on its LDP. It also fulfils the requirements of section 76 of the Act in keeping all matters under review that are expected to affect the development of its area. The Council has a duty to produce information on these matters in the form of an Annual Monitoring Report for submission to the Welsh Government, and publication on the Carmarthenshire County Council's website by 31st October each year following plan adoption.

Section 69 of the 2004 Act requires an LPA to undertake a review of an LDP and report to the Welsh Government at such times as prescribed (Regulation 41).

3. Finance

Financial costs to date are covered through the financial provisions in place - including reserves. Should Planning Division Budget not be in a position to provide further funding necessary to meet the statutory requirements to review and prepare a development plan then an application will be made for growth bid.

Subject to the scope and nature of an early review of the Plan then additional financial provision will be required to meet the ongoing costs associated with legislative requirements arising from its production, including ICT requirements (see below) evidence gathering and examination costs.

4. ICT

Requirements in relation to ICT will seek to utilise existing resources. An additional and revised data management requirement will be procured to ensure the plan's preparatory process is conducted in a speedy, efficient and transparent manner in accordance with regulatory requirements.

6. Physical Assets

Reference is made to the potential for the submission of Council owned sites and properties through the call for 'Candidate Sites'. The preparation of the Revised LDP will impact on Council land and property holdings through their inclusion or otherwise for potential development purposes. This will have implications on potential disposal and land valuations and consequently capital receipts.

7. Staffing Implications

It is anticipated that the ongoing monitoring of the LDP and the preparation of the Revised LDP will be accommodated in the main by utilising the existing staff structure.

Provision will be required for a Programme Officer for the Examination into the LDP (anticipated 2020/21).

CONSULTATIONS

I confirm that the appropriate consultations have taken in place and the outcomes are as detailed below

Signed: L Quelch

Head of Planning

(Please specify the outcomes of consultations undertaken where they arise against the following headings)

1. Scrutiny Committee

Scheduled 21st September 2018 – Community Scrutiny

2. Local Member(s)

The content of the AMR will be reported to Council for consideration. Members will be engaged throughout the preparation of the revised LDP. The content of the AMR will be subject to an informal consultation process.

3. Community / Town Council

Town/Community Council(s) will be a specific consultee at statutory stages throughout the preparation of the revised LDP. The content of the AMR will be subject to an informal consultation process.

4. Relevant Partners

A range of partners will be specific and general consultees throughout the preparation of the revised LDP. The content of the AMR will be subject to an informal consultation process.

5. Staff Side Representatives and other Organisations

Internal contributions will be sought throughout the preparation of the revised LDP.

Section 100D Local Government Act, 1972 – Access to Information

List of Background Papers used in the preparation of this report:

THESE ARE DETAILED BELOW

Title of Document	File Ref No.	Locations that the papers are available for public inspection
Adopted Carmarthenshire Local Development Plan		https://www.carmarthenshire.gov.wales/home/council-services/planning/planning-policy/local-development-plan-2006-2021/#.W1XnH-aouUk
LDP Review Report		https://www.carmarthenshire.gov.wales/home/council-services/planning/planning-policy/ldp-review-report/#.W1XnReaouUk
Supplementary Planning Guidance		https://www.carmarthenshire.gov.wales/home/council-services/planning/planning-policy/supplementary-planning-guidance-spg/#.W1XnW-aouUk
Annual Monitoring Report 2015/16		https://www.carmarthenshire.gov.wales/media/3683/annual-monitoring-report-201516-amr-document-for-web.pdf
Annual Monitoring Report 2016/17		https://www.carmarthenshire.gov.wales/media/1212553/annual-monitoring-report-2016-17.pdf
Delivery Agreement – Revised LDP 2018 - 2033		https://www.carmarthenshire.gov.wales/home/council-services/planning/local-development-plan-2018-2033/delivery-agreement/#.W1XnsOaouUk

Contents	Page
Chapter 1 - Executive Summary - Key Outcomes	i-viii i
Chapter 2 - Introduction	1-45
Chapter 3 - Monitoring Indicators	46 - 124
Chapter 4 - Sustainability Appraisal / Strategic Environmental Assessment Monitoring	125 - 137
Appendix 1 - Well-being Objectives/Goals Compatibility Analysis	i - x

Chapter 1

Executive Summary

Background

1.1 Under section 76 of the Planning and Compulsory Purchase Act 2004, local planning authorities are required to monitor the implementation of their adopted Local Development Plan (LDP) by preparing an Annual Monitoring Report (AMR).

1.2 This is the third AMR following the Council's formal adoption of the Carmarthenshire LDP on the 10th December 2014. This AMR covers the period of 1st April 2017 to 31st March 2018 and is required to be submitted to Welsh Government by 31st October 2018. Ongoing AMRs will continue to be based on the period 1st April to 31st March.

1.3 Following the publication of the second Annual Monitoring Report it was considered necessary to undertake a review of the current LDP. The Review Report considered and set out the areas of the LDP which were delivering and performing well, and the areas where changes would be required. In so doing, it concluded that a Revised LDP should be prepared through a full revision process¹. The Review Report was approved at the meeting of County Council on the 10th February 2018, where it was resolved to prepare a revised LDP. Further information in respect of the Revised LDP is set out on the Council's webpages.

1.4 This AMR continues to provide an important opportunity for the Council to assess the impact the adopted LDP is having on the social, economic and environmental well-being of the area. The document sets out a detailed analysis of the way in which the Plan continues to work, from its strategic context, its performance against strategic objectives, and to whether individual policies are achieving their expected outcomes. This document also compares the performance of policy targets against those from previous years. The

¹ Carmarthenshire Local Development Plan – Review Report (February 2018)
<https://www.carmarthenshire.gov.wales/media/1213042/ldp-review-report-english-version.pdf>
Draft Version for Reporting

information contained within this AMR will continue to be utilised to inform future policy and will feed into the preparation of the Revised LDP 2018 – 2033.

Key Outcomes

Key Findings

1.5 Chapter 3 of this AMR considers how the adopted LDP's strategic and general policies are performing against the identified key monitoring targets, and how its strategy and objectives are being delivered. An overview of the key findings is set out below:

- The 2018 Joint Housing Land Study (JHLAS) indicates that 406 new homes were completed during the monitoring period 1st April 2017 to 31st March 2018;
- The 2018 JHLAS sets out that the Council has a housing land supply of 3.8 years. This represents a decrease on the previous study which indicated a land supply of 4.2 years. This would constitute the fifth JHLAS where the housing land supply has been below the 5 year supply of land for housing requirement identified within Technical Advice Note 1;
- 87.5% of all housing developments permitted were on allocated sites this represents a notable increase from the previous AMR which exhibited 38.3%. The distribution of these planning permissions are largely focused on Growth Areas at 64% with Service Centres 10.3%, Local Service Centres 15.7% and Sustainable Communities 9.6% (Reference should be had to monitoring indicator 2 for comparisons with previous AMR's).
- Small site completions (sites of 4 and under dwellings) have contributed 105 dwellings to the overall supply, showing an increase from the 92 dwellings in both 2016 and 2017.
- The total number of dwellings permitted during the monitoring period is 1,045 with 858 on large sites (5 or more units) and 187 on small sites (4 or less units).
- Windfall sites (sites not allocated within the Plan) has seen a drop in permissions from the 784 dwellings during 2015/16 to 284 within this AMR.

- In relation to affordable housing, 216.4 dwellings have been permitted during this AMR period;
- Employment sites allocated within the Plan with planning permission has increased to 30.06ha during this AMR period.
- Vacancy rates within the identified Primary Retail Frontages are as follows:

Carmarthen	-	11%
Llanelli	-	16.5%
Ammanford	-	4.8%
- As a result of the requirement of the Housing (Wales) Act 2014, a Gypsy and Traveller Accommodation Assessment (GTAA) has been undertaken to identify if there is a need for Gypsy and Traveller sites. The Local Authority received confirmation from the Welsh Minister that the content of the needs assessment was accepted on 28th March 2017. The GTAA has been reported to the Council's Executive Board on the 26th March 2018, where it was resolved to publish the report and that a site selection process be developed to meet any identified need.
- Welsh Language – two applications have been approved within linguistic sensitive areas without mitigation measures to be put in place.
- Caeau Mynydd Mawr SAC - 40.25 ha of land in good condition was being managed on 24 sites. A further 37.96 ha of land was also rated in good condition giving a total of 78.21 ha (source: PIMS Action progress reports 2017-2018).
- No planning permissions for 'highly vulnerable' developments were permitted within the C1 or C2 flood zones as identified on the (TAN15) Development Advice Maps where it was contrary to Natural Resources Wales advice.
- Planning permission has been granted for schemes that have the potential to contribute a total of 3.55 MW of renewable energy within the County during this monitoring period; and
- Minerals data indicates that the current hard rock landbank for Carmarthenshire is at least 71 years with a combined sand and gravel landbank of at least 14 years.

Contextual Changes

1.6 In assessing the performance of the LDP, it is necessary for the AMR to consider any national, regional and local contextual changes that have occurred in the preceding year, and to consider the consequential impact of these changes on the LDP which may necessitate a review of the Plan.

National Context

1.7 The following key documents and publications are considered:

- The Wales Act (2017)
- Planning (Wales) Act 2015
- Issues, Options and Preferred Option for the NDF – Consultation Document
- Well-Being of Future Generations Act 2015
- Environment (Wales) Act 2016
- Historic Environment (Wales) Act 2016
- The Town and Country Planning (Local Development Plan) (Wales) (Amendment) Regulations 2015
- Draft Planning Policy Wales: Edition 10
- Technical Advice Note (TAN) 20: Planning and the Welsh Language
- Circular 005/2018: Planning for Gypsy, Traveler and Showpeople Sites
- Enabling Gypsies, Roma and Travellers: June 2018
- The 2014-based sub-national population and household projections
- Consolidation of the Town and Country Planning (Use Classes) Order 1987 and Town and Country Planning (General Permitted Development) Order 1995
- Technical Advice Note (TAN) 24: The Historic Environment (2017)
- Carmarthenshire County Council - Well-being Objectives 2017/18
- Moving Forward in Carmarthenshire – The Council’s New Corporate Strategy 2018 - 2023

1.8 Whilst some of these identified changes are profound in terms of the future direction of planning at a national level, only the Draft Planning Policy Wales (Edition 10) has a notable direct and immediate impact for the future implementation of the LDP. The nature of the impact will only be fully realised once the final version is published and the revised LDP Manual is available. The implications of both will however be matters considered through the preparation of the Revised LDP 2018 – 2033.

1.9 The publication of the 2014-based Sub National Household and Population Projections, is considered within the LDP Review Report and chapter 2 below. Evidential work on population and household growth will play a fundamental role in informing the future strategy and content of the revised LDP, and it will support the future growth requirements for the Plan area. This is particularly pertinent in light of the significant variance between the 2014 projections and those which underpinned the adopted LDP.

1.10 The progress in relation to the National Development Framework (NDF) is noted, and whilst it falls outside the monitoring period for this AMR, the outcomes of the consultation during the summer of 2018 on Issues, Options and the Preferred Option will be considered as the Revised LDP 2018 – 2033 progresses through its preparatory process.

Regional Context

1.11 Carmarthenshire is part of The Swansea Bay City Region which also encompasses the Local Authority areas of Pembrokeshire, City and County of Swansea and Neath Port Talbot. The City Region, in bringing together business, local government, and a range of other partners, has published the Swansea Bay City Region Economic Regeneration Strategy 2013 – 2030. The role of the LDP in guiding and supporting the City Region's aspirations will be central to its success, and its continued progress will be monitored.

1.12 The £1.3 billion Swansea Bay City Deal was signed in March 2017. The deal will transform the economic landscape of the area; boost the local economy by £1.8 billion; and

generate almost 10,000 new jobs over the next 15 years. There is reference to 11 major projects overall, with the following specific projects proposed for Carmarthenshire:

- A Wellness and Life Science Village in Llanelli; and
- A creative industry project at Yr Egin in Carmarthen.

1.13 Whilst the signing of the City Deal represents a significant and landmark moment within the region in terms of its economic benefits and job creation opportunities. In land use terms the LDP provides a positive and proactive framework to facilitate this and is well placed to support the delivery of the City Deal.

Local Context

1.14 There was a clear synergy between the LDP and the former Integrated Community Strategy which is exemplified through the commitment to a sustainable Carmarthenshire, with the adopted LDP providing a land use expression to this objective. This remains the case with the Council's well-being objectives (which superseded the Integrated Community Strategy) and the need to ensure there are strong on-going linkages will be developed as we progress through the preparatory process for the Revised LDP 2018 - 2033.

1.15 The Well-being of Future Generations (Wales) Act 2015 requires the Council as a representative of the Public Service Board to prepare a Well-being Plan. This will be monitored to ensure continuity of purpose and content with the LDP. In this respect the National and the Council's Well-being Objectives are considered and discussed as part of a compatibility analysis with the objectives of the LDP. Reference is made to Appendix 1 of this Report in this regard.

1.16 In summary, the relevant contextual changes captured within this report will be fully considered as part of the preparation of the Revised LDP 2018 - 2033.

Supplementary Planning Guidance

1.17 A number of Supplementary Planning Guidance (SPG) documents have been adopted which elaborate on, and support the interpretation and implementation of the LDP and its policies and provisions. Reference should be made to Chapter 2 of this AMR. SPG preparation and adoption will continue where necessary. Consideration will be given to the future requirements for SPG emanating from the content of the Revised LDP 2018 - 2033.

Sustainability Appraisal (SA) Monitoring

1.18 The Strategic Environmental Assessment Directive requires local authorities to undertake Strategic Environmental Assessment (SEA) as part of the preparation of the LDP. In addition to this, the LDP Regulations requires a Sustainability Appraisal (SA) to be undertaken.

1.19 Some of the tangible outcomes to emerge from the review included confirmation of the designation of three separate Air Quality Management Areas (AQMAS) in Llandeilo, Carmarthen and Llanelli respectively. There are challenges in terms of ecological and carbon footprint, with the County's figure of 3.36 compared with the Wales average of 3.28. There are 3,856 low carbon energy projects identified in Carmarthenshire out of a total of 51,503 nationally. These include projects harnessing solar, wind and other renewable energies to produce around 328GWh of green energy within the County. This differs from the data within the Monitoring Indicator 26 which identifies energy generation through permissions granted during this monitoring period.

1.20 Whilst none of the indicators are deleted, it should be noted that the commentary column makes it clear where information is unavailable and/or not applicable. In some instances information is no longer available (or relevant); in other instances the data available is of insufficient detail to enable useful monitoring. There will be opportunities to work alongside colleagues in Corporate Policy in future years to develop an integrated review of the social, economic and environmental baseline.

Conclusions and Recommendations

1.21 This AMR is the third monitoring report following the adoption of the LDP in December 2014. The findings of the AMR provide an important opportunity for the Council to continue to assess the effectiveness of the Plan. In doing so, it is essential to recognise that this report follows the publication of the LDP Review Report which recommended the preparation of a Revised LDP. This recommendation has been endorsed and the preparation of the revised LDP 2018 – 2033 has commenced.

1.22 The production of AMR's remain relevant particularly in collating evidence which supports the preparation of the revised LDP.

1.23 Whilst it is considered that progress has been made in implementing many of the adopted Plan's policies and objectives, there are elements and components which are not delivering as intended. In this respect the findings of this AMR are consistent with that of previous AMRs and the content of the LDP Review Report.

Recommendations

1.24 That the findings and evidence contained within this AMR be considered as, and inform evidence gathering as part of the preparation of the revised LDP 2018 -2033.

1.25 That this third AMR be submitted the Welsh Government by 31st October 2018 in accordance with statutory requirements, and published on the Council's website.

Chapter 2

Introduction

Background

2.1 The provisions of the Planning and Compulsory Purchase Act 2004 and the Local Development Plan (LDP) Regulations 2005, places a requirement on Carmarthenshire County Council as the Local Planning Authority (LPA) to prepare a Local Development Plan (LDP) for its administrative area. The LDP was adopted at the meeting of County Council on the 10th December 2014 and sets out the Authority's policies and proposals for the future development and use of land. The LDP superseded the previous Unitary Development Plan (UDP) and is used to guide and control development providing the foundation for consistent and rational decision making, and in guiding future opportunities for investment and growth. These policies and proposals include land-use allocations for different types of development (i.e. housing, employment, retailing, education, open space etc.) as well as criteria for assessing individual proposals. The Plan has a direct effect on the lives of every resident of the County as well as major implications on investment programmes, other plans and strategies, communities and landowners alike. In doing so, it provides a measure of certainty about what kind of development will, and will not, be permitted in particular locations during the Plan period. The Plan area excludes the part of the County contained within the Brecon Beacons National Park. The part of Carmarthenshire which is within the Brecon Beacons National Park has its own separate development plan with their monitoring and review process considered as part of the preparation of the Revised LDP.

LDP Review Report

2.2 Following the findings and recommendations of the second AMR (2016/2017), it was resolved to prepare a Review Report into the LDP and to consider the issues arising in relation to its delivery and implementation. During the preparation of the LDP Review Report, it was clear that the scale and implications of the highlighted issues were such that these could only be accommodated through a full revision process.

2.3 In addition, the adopted LDP was going into the last 4 years of the Plan's life, and the review highlighted the need to commence with a revised plan to replace the current LDP ahead of its expiration at the end of 2021;

2.4 In light of these issues, the meeting of Full Council on the 10th January 2018 resolved to formally proceed with the preparation of a Revised LDP for Carmarthenshire.

2.5 The content of the LDP Review Report, and the findings of the three AMRs will be utilised as evidence in guiding and informing its content and any evidential requirements that emerge.

Requirement for LDP Monitoring

2.6 **The Planning and Compulsory Purchase Act 2004** (The Act) requires each LPA to prepare an Annual Monitoring Report (AMR) for its LDP following adoption, and to keep all matters under review that are expected to affect the development of its area. In addition, under section 76 of the Act, the Council has a duty to produce information on these matters in the form of an AMR for submission to the Welsh Government (WG), and publication on the Carmarthenshire County Council's website by 31st October each year following plan adoption. The preparation of an AMR is therefore an integral component of the statutory development plan process.

2.7 Regulation 37 of the Town and Country Planning (Local Development Plan) (Wales) Regulations 2005 requires an AMR to identify any policies specified that are not being implemented.

2.8 Where such a policy is identified the AMR must include a statement identifying:

- The reasons why the policy is not being implemented;
- The steps (if any) that are intended to be taken to enable the policy to be implemented; and,
- Whether a revision to the plan to replace or amend the policy is required.

2.9 The AMR is also required to specify:

- The housing land supply from the current Housing Land Availability Study; and,
- The number (if any) of net additional affordable and general market dwellings built in the LPA's area.

Content and Structure

2.10 The AMR is the main mechanism for measuring the implementation and the success of the Plan's policies and reports on issues which impact upon the Plan's objectives. The AMR also analyses the effectiveness and continued relevance of the Plan's policies in light of national policy and contextual changes. The findings of the AMR could result in amendments to policies in order to improve their effectiveness and may result in a review of part, or of the whole Plan.

2.11 Monitoring is a continuous part of the plan making process. It provides the connection between evidence gathering, plan strategy and policy formulation, policy implementation, evaluation and plan review. It also, through the publication of the AMR, assists in improving the transparency of the planning process, and keeps stakeholders, the community and business groups informed of development plan issues.

2.12 The LDP Manual Edition 2 (2015) supplements the above requirements for monitoring by identifying the following headline aspects which could be usefully included in any AMR:

- Key findings;
- Significant contextual change;
- Sustainability monitoring;
- Strategy monitoring;
- Policy monitoring;
- Conclusions and recommendations.

2.13 It is not realistic or necessary for all the LDP's policies to be monitored as this would lead to an unnecessarily large and complicated document. Consequently, the LDP through its AMR will assess the performance of policies in achieving the integrated plan objectives. It assesses the extent to which LDP strategies, policies and key sites are being delivered and is the main mechanism for reviewing the relevance and success of the LDP.

2.14 The content of this AMR is therefore as follows:

- **Executive Summary**
- **Introduction:** introducing the AMR, outlining the requirement for LDP and SEA/SA monitoring and the structure of the AMR.
- **Contextual Changes:** Setting out any changes in circumstances outside of the remit of the Plan including those relating to legislation and national policy that could impact on the policy framework of the LDP.
- **LDP Monitoring framework:**
 - **LDP Monitoring:** Outline the findings of the monitoring framework including the identification of policies in respect of the identified targets and triggers. It includes an assessment of any mitigating circumstances and where appropriate, a recommended action to ensure the policies' successful implementation.
 - **Sustainability Appraisal Monitoring:** Outline the findings of the Plan's monitoring against the indicators identified in the SA/SEA.

- **Conclusions and recommendations:** Statement of any actions necessary as a consequence of the monitoring outcomes.

LDP Monitoring Framework

2.15 The monitoring framework is set out in Chapter 7 of the LDP and comprises a series of targets and indicators with defined triggers for further action. The monitoring framework was developed in accordance with the above Welsh Government Regulations and guidance on monitoring and was subject to consideration at the Examination in public and through the Inspector’s Report into the Carmarthenshire LDP. The monitoring framework set out within the LDP forms the basis of this AMR.

2.16 This AMR utilises a traffic light system in monitoring its policies. This allows a readily available visual interpretation on the Plan’s success, or otherwise. However this should be qualified through an understanding of the accompanying explanatory narrative. The circumstances where a monitoring indicator has not met its target, or where an assessment trigger has been activated, this indicator and narrative is considered to assess the conditions influencing its failure to meet the target and the impacts on policy implementation.

Policy target is being achieved or exceeded.	
Policy target not currently being achieved as anticipated but it does not lead to concerns over the implementation of the policy.	
Policy target is not being achieved as anticipated with resultant concerns over implementation of policy.	
No conclusion to be drawn – limited data available.	

2.17 The following options are available to the Council in association with each of the indicators and their triggers and will be considered as evidence in the preparation of the revised LDP 2018 - 2033.

- **Continue Monitoring:** Where indicators are suggesting that LDP policies are being implemented effectively and there is no cause for a review of the policy.
- **Officer / Member Training required:** Where indicators associated with planning applications suggest that policies are not being implemented as they were intended and further officer or Member training is required.
- **SPG / Development Briefs required:** Whilst the Council will be preparing SPG and Development Briefs throughout the Plan period and as part of the Revised LDP, indicators may suggest that further guidance should be provided to developers on how a policy should be properly interpreted. Additionally, should sites not be coming forward as envisaged, the Council will actively consider engaging with developers / landowners to bring forward Development Briefs on key sites to help commence the development process.
- **Policy Research / Investigation:** Where monitoring indicators suggest the LDP policies are not being as effective as intended, further research, investigation, and evidence gathering will be undertaken to inform any decision to formally review the policy.
- **Review Policy:** Where monitoring indicators suggest that amendments to the LDP are required, these will be considered as part of the revision of the LDP.

Strategic Environmental Assessment Regulations (2004) and The Conservation of Habitats and Species Regulations 2010 (as amended 2011)

2.18 The SA-SEA (SA) Report, which accompanies the Adopted LDP, identifies baseline indicators for SA monitoring. Reference should be made to Chapter 4 where the SA monitoring for this AMR is set out.

2.19 It is considered that the SA monitoring can inform the overall analysis of the performance of the LDP. It is however noted that the SA monitoring process should not be undertaken in isolation of the Plan's monitoring. It should assist in informing an overall picture in terms of the environmental, economic and social conditions of the County.

2.20 The SA will be subject to review and revision in line with the commitment to prepare the Revised LDP 2018 – 2033.

Contextual Information

2.21 In considering the performance and implementation of the LDP, it is necessary to also consider any contextual changes that have occurred during the previous year which may have affected the delivery of the Plan. This includes local, regional and national considerations, recognising that the LDP should not be considered in isolation, and that its delivery may be impacted upon by a range of external and other factors.

2.22 This AMR identifies relevant changes to national planning policy where there may be implications for the LDP and the preparation of the Revised LDP. Further reference may also be had to key contextual documents and considerations. Such examples whilst not necessarily having occurred during the AMR period may by virtue of their importance and relationship to the Development Plan process require specific consideration in developing the Revised Plan.

2.23 Additionally, it will identify the factors that may have influence on the implementation of the LDP and the preparation of the Revised LDP. This will be supplemented through additional reference to contextual changes within the policy monitoring outcomes:-

- National Context;
- Regional Context; and,
- Local Context.

National Legislative and Policy Context

The Wales Act (2017)

2.24 The Wales Act 2017, having received Royal Assent on the 31st January 2017, provides the National Assembly for Wales with the power to legislate on any subject other than those which are reserved to the UK Parliament. The Wales Act 2017 implements elements of the St David's Day agreement which required legislative changes. It is aimed at creating a clearer and stronger settlement in Wales which is durable and long-lasting. In particular, the Wales Act amends the Government of Wales Act 2006 by moving to a reserved powers model for Wales.

2.25 The 2017 Act also devolves further powers to the Assembly and the Welsh Ministers in areas where there was political consensus in support of further devolution. These include:

- Devolving greater responsibility to the Assembly to run its own affairs, including deciding its name;
- Devolving responsibility to the Assembly for ports policy, speed limits, bus registration, taxi regulation, local government elections, sewerage and energy consenting up to 350MW (see below for additional detail);
- Devolving responsibility to Welsh Ministers for marine licensing and conservation and energy consents in the Welsh offshore region; and extending responsibility for building regulations to include excepted energy buildings;
- Devolving power over Assembly elections;
- Devolving powers over the licensing of onshore oil and gas extraction;
- Aligning the devolution boundary for water and sewerage services along the border between England and Wales; and,
- Establishing in statute the President of Welsh Tribunals to oversee devolved tribunals and allowing cross-deployment of judicial office holders.

2.26 In relation to the 2017 Act and the devolution of powers, specific reference is made to matters relating to the Community Infrastructure Levy (CIL). Previously not a devolved matter, this as part of the 2017 Act, has now been devolved with powers transferred to the Welsh Government. In this respect, a Transfer of Functions Order allows Welsh Ministers to modify existing secondary legislation.

Planning (Wales) Act 2015

2.27 Whilst the Planning (Wales) Act 2015 gained Royal Assent on 6 July 2015, it is outside the monitoring period of this AMR. It is however by virtue of the changes it instigates of continued relevance in contextual terms. It sets out a series of legislative changes to deliver reform of the planning system in Wales, to ensure that it is fair, resilient and enables development.

2.28 In terms of the development plan, the 2015 Act seeks to strengthen the 'plan led' approach with the LDP retaining a fundamental role. It further supplements the current plan led system by introducing a legal basis for the preparation of a National Development Framework (NDF) at an all Wales level, and Strategic Development Plans (SDPs) at a regional level to address cross-boundary issues such as housing, employment, waste and transport. Whilst it is noted that the spatial extent of any prospective SDPs remain unclear and their geographical extent are not currently defined, the strategic plans will only apply to areas of greater than local significance (notably Cardiff, Swansea and the A55 corridor).

2.29 The following further considers the above changes in relation the Development Plan system:

National Development Framework

2.30 The NDF is scheduled for completion and publication in September 2020, and once prepared, will form the national development plan for Wales replacing the Wales Spatial Plan. It will set out key planning policy provisions to provide a direction to all levels of the development plan framework. There should be 'conformity' with its provisions.

2.31 The NDF will:

- set out where nationally important growth and infrastructure is needed and how the planning system - nationally, regionally and locally - can deliver it;
- provide direction for Strategic and Local Development Plans and support the determination of Developments of National Significance;
- sit alongside Planning Policy Wales (PPW), which sets out the Welsh Government's planning policies and will continue to provide the context for land use planning;
- support national economic, transport, environmental, housing, energy and cultural strategies and ensure they can be delivered through the planning system; and,
- be reviewed every 5 years.

2.32 Reference is made to the consultation on the the **Issues, Options and Preferred Option for the NDF**. The Issues, Options and Preferred Option consultation document is the product of the evidence gathering, engagement and consultation undertaken to date by the WG. This work has identified the key issues the NDF should respond to, and plan for. This has supported the development of a vision and objectives for the NDF and the preferred option.

2.33 Local Planning Authorities (LPA) will be required to review their LDPs as soon as possible following the publication of either an SDP or NDF to ensure it is in general conformity. This is particularly prevalent where new policies or issues have arisen. In circumstances where an LDP is not shown to be in general conformity, a revision will be required. The preparation of the Revised LDP will have regard to and monitor the progress of the NDF.

Strategic Development Plans

2.34 As stated above, the 2015 Act introduces powers to designate strategic planning areas as well as establishing strategic planning panels. The Panels, whose membership is defined within guidance, will be responsible for preparing an SDP within a regional/sub-

regional strategic context. However, it is not anticipated that there would be complete coverage across Wales in terms of the designation of SDPs.

2.35 It is anticipated that SDPs will consider specific strategic elements such as housing, employment, transport, Gypsy and Traveller provision, minerals and waste. In this respect an SDP will allow 'larger than local' issues to be considered and planned for within a strategic context. Such issues cut across a number of local planning authority areas and due to their regional nature are sometimes difficult to cater for effectively within administrative boundaries. It should be noted that an SDP will need to be consistent with the provisions of the NDF and likewise LDPs will need to be consistent with the SDP.

2.36 Given that their geographical extent is not currently defined, the spatial extent of any prospective SDP's is currently unclear. It will be a matter for the constituent local authorities making up a SDP to define an agreed spatial area based on evidence. SDPs will only be required in areas where there are matters of greater than local significance. Initial indications suggest that LPAs consider the scope and necessity of an SDP.

2.37 Where the case for an SDP is accepted by WG, a responsible authority must be identified. It should be noted that the responsible LPA needn't necessarily be the largest or most populated LPA. However, an adopted LDP should be in place.

2.38 In proposing an SDP there must be a clear understanding as to why one is required, and whether strategic planning matters cannot be addressed / delivered through existing LDPs. In this regard, there would need to be a clear collective strategic focus on delivery within issues such as housing and employment growth across a region. It is however considered essential that a collective view exists across all the authorities involved with ongoing discussions necessary.

Local Development Plans

2.39 LDPs in their current form will no longer be required within areas covered by an SDP, rather what is termed as a 'light touch' LDP will be prepared in such areas. These 'light touch' plans will cover those matters not contained within the SDP as appropriate. It should be noted however that an SDP could cover only part of a County and therefore an LDP could still be needed for that part not covered by the SDP. The implications of any future SDP work on the content of the LDP will be carefully monitored.

Place Plans

2.40 The emerging role for Place Plans reflects their recognition through the Positive Planning agenda and Planning (Wales) Act 2015. Whilst the Act did not introduce them into statute they are increasingly seen as mechanisms for reflecting community aspirations linking into the LDP and Well-being Plan.

2.41 Centred on the Community they are essentially a mechanism where the community comes together to discuss (including with others), look at, and agree how they wish their community to develop. With this in mind, their preparation should be at heart community led with collaboration across all stakeholders within the community, other parties and bodies and critically the local authority. This would develop, and build upon the broader policy framework to reflect and agree community aspirations, and to improve local evidence around community and localised needs.

2.42 In this respect LPAs will be expected to work with those Community and Town Councils and communities who wish to prepare a Place Plan. Such plans may relate to a thematic aspect or site specific guidance to supplement the policies and proposals in the adopted LDP. Place Plans must for them be truly meaningful and influence decision making and be in conformity with the LDP. As such these may form individual SPG to the adopted LDP.

2.43 The 2015 Act makes provision to improve resilience. The Act will allow the Welsh Ministers to direct LPAs to work together and for LPAs to be merged.

2.44 Taken together with proposed changes to secondary legislation, policy and guidance, the Act will:

- Support delivery of the homes, jobs and infrastructure that Wales requires;
- Provide opportunities to protect and enhance our most important built and natural environments;
- Support the use of the Welsh language.

2.45 The Act, in setting out a statutory purpose for planning in Wales, requires local planning authorities, the Welsh Ministers and other public bodies, (when undertaking any development plan or development management functions) to contribute to improve the well-being of Wales as part of carrying out sustainable development. The provision provides a direct link to the requirements for carrying out sustainable development in accordance with the Well-being of Future Generations (Wales) Act 2015.

2.46 In Development Management terms, the Act introduces a number of measures including:

- a pre-application service and standard pre-application fees;
- a pre-application consultation with community and statutory consultees on certain developments;
- applications to the Welsh Ministers for Developments of National Significance and the option for applications to be made directly to the Welsh Ministers where a Council has been designated as poorly performing by WG;
- the Welsh Language as a material consideration;
- the requirement for notification to be given to the Council before development commences;
- changes to the size of planning committees and a national scheme of delegation;
- new planning application validation processes and appeals;
- removing the ability to vary a planning application once an appeal is submitted;

- more stringent powers relating to enforcement action, including powers to decline retrospective applications for development subject to enforcement; and,
- a trigger of events to prohibit the registration of town and village greens.

LDP Implications

The provisions of the Act, whilst not necessarily having an immediate impact upon the preparation of the Revised LDP and this AMR, will be monitored - particularly in terms of the increased emphasis it places on development plans in the form of the NDF and prospective SDPs, with cross border discussions and the potential for further collaborative working being central in that regard.

Well-Being of Future Generations Act 2015

2.47 The Well-Being of Future Generations Act received Royal Assent in April 2015. It has an overarching aim of requiring all public bodies in Wales that are subject to the Act to work in a way that improves economic, social, environmental and cultural well-being with a view to helping create a Wales that 'we want to live in now and in the future'.

2.48 The Act puts in place a 'sustainable development principle' which directs organisations on how to go about meeting their duty under the Act. This means that the body must act in a manner which seeks to ensure that the needs of the present are met without compromising the ability of future generations to meet their own needs.

2.49 The Act provides the legislative framework for the preparation of Local Well-being Plans which will replace the current Integrated Community Strategy. Given that the promotion of sustainable development is an underlying principle of the LDP, there are clear associations between the aspirations of both the Plan and Act/Well-being Plans. The Act introduces a series of well-being goals to strive towards in pursuit of sustainable development.

2.50 LPA's are required to take into account the well-being plans in the preparation of LDPs and the making of planning decisions.

LDP Implications

The requirements under the duties set out in the Act will be developed in any future AMRs and as part of the preparation of the Revised LDP. Reference in this respect should be had to the local context below and Appendix 1.

Environment (Wales) Act 2016

2.51 The Environment (Wales) Act received Royal Assent on 21 March 2016. It delivers against the Welsh Government's commitment to introduce new legislation for the environment.

2.52 Key parts of the Act are as follows:

- Part 1: Sustainable management of natural resources – enables Wales' resources to be managed in a more proactive, sustainable and joined-up way.
- Part 2: Climate change – provides the Welsh Ministers with powers to put in place statutory emission reduction targets, including at least an 80% reduction in emissions by 2050 and carbon budgeting to support their delivery.
- Part 4: Collection and disposal of waste – improves waste management processes by helping us achieve higher levels of business waste recycling, better food waste treatment and increased energy recovery.
- Parts 5 & 6: Fisheries for shellfish and marine licensing – clarifies the law in relation to shellfisheries management and marine licensing.
- Part 7: Flood & Coastal Erosion Committee and land drainage – clarifies the law for other environmental regulatory regimes including flood risk management and land drainage.

2.53 The policy statement places a duty on Welsh ministers to prepare, publish and implement a statutory National Natural Resource Policy (NNRP).

2.54 A key component of the Act is the duty it places on public authorities to 'seek to maintain and enhance biodiversity'. The Act in doing so, requires public authorities to

forward plan and report on how they intend to comply with the biodiversity and resilience of ecosystems duty.

LDP Implications

The preparation of the Revised LDP respond to the provisions of the Act.

It is however noted that in relation to the duty under the Act to 'seek to maintain and enhance biodiversity' that the LDP policy framework includes such provisions, however the scope of the current framework will be reviewed and developed as appropriate.

Historic Environment (Wales) Act 2016

2.55 The Historic Environment (Wales) Act was passed by the National Assembly for Wales on 9 February 2016 and became law after receiving Royal Assent on 21 March 2016.

2.56 The Historic Environment (Wales) Act 2016 has three main aims:

- to give more effective protection to listed buildings and scheduled monuments;
- to improve the sustainable management of the historic environment; and
- to introduce greater transparency and accountability into decisions taken on the historic environment.

2.57 The Act amends the two pieces of UK legislation — the Ancient Monuments and Archaeological Areas Act 1979 and the Planning (Listed Buildings and Conservation Areas) Act 1990. These currently provide the framework for the protection and management of the Welsh historic environment. The Act also contains new stand-alone provisions relating to historic place names; historic environment records and the Advisory Panel for the Historic Environment in Wales.

LDP Implications

Regard will be given to the content of the Act and its requirements, including secondary legislation and Technical Advice Note 24: Historic Environment as part of the preparation of the Revised LDP.

The Town and Country Planning (Local Development Plan) (Wales) (Amendment) Regulations 2015

2.58 This legislation amends the 2005 Regulations in order to simplify the LDP procedures. The amendments are in response to the outcomes of the LDP process refinement exercise.

2.59 Key amendments include the following:

- Site allocation representations (also known as alternative site) stage – this created confusion and did not add value to the LDP process. The Regulations abolish the need to consult on the alternative sites following the deposit consultation stage;
- It was considered that not being able to amend small issues in the plan without going through a full revision process could lead to wasting resources. The Regulations introduced a short-form revision process for use where it appears to the LPA that the issues involved are not of sufficient significance to warrant the full procedure;
- It allows for review of part or parts of the plan, prior to a revision taking place;
- The Regulations introduce a requirement that the LDP sub-title indicates the end of the period in relation to which the LDP has been prepared; and,
- Removes the requirement to publicise matters by adverts in the local paper.

2.60 Further amendments seek to assist with clarity and transparency in parts of the procedure. These include setting out how the candidate site process, review report process and the initial consultation report work.

LDP Implications

The content of the amended Regulations will form the basis for the preparation of the Revised LDP.

Draft Planning Policy Wales: Edition 10

2.61 Planning Policy Wales (PPW) is the national land-use planning policy document for Wales. It informs policies and land-use allocations in LDPs and it is a material consideration for decision makers in determining individual planning applications. PPW sets out the land use policies of the Welsh Government and provides the context for land use planning in Wales.

2.62 This consultation on the draft PPW followed its publication in February 2018, and sought views on proposed revisions to PPW in light of the Well-being of Future Generations (Wales) Act 2015.

2.63 In this respect PPW has been restructured into policy themes which reflect the well-being goals and policy updated where necessary to reflect Welsh Government strategies and policies.

LDP Implications

The implications and requirements emerging from the current Edition of PPW will be considered and discussed in relation to the relevant policy monitoring areas. Once finalise the provisions and content of PPW Edition 10 will be fully considered as part of the preparation of the Revised LDP.

Technical Advice Note (TAN) 20: Planning and the Welsh Language

2.64 The revised TAN 20 incorporates changes brought about by the Planning (Wales) Act 2015 which consolidated considerations for the Welsh language within the planning system.

In this respect the Planning (Wales) Act introduced, for the first time, legislative provision

draft version for reporting

for the Welsh language in the planning system. Taken together, Sections 11 and 31 ensure that the Welsh language is given consistent and appropriate consideration in both the preparation of development plans, and the making of planning decisions.

2.65 This revised TAN 20 provides advice on how the language can be supported and protected by the planning system reflecting the plan led system and the duty to consider the language as part of the Sustainability Appraisal.

LDP Implications

The content of TAN 20 will inform the preparation of the Revised and its supporting documents.

The implications of the revised TAN 20 will not only inform policy content (including the any SPG on the Welsh language), but will also underpin requirements in terms of the LDP evidence base.

Circular 005/2018: Planning for Gypsy, Traveler and Showpeople Sites

2.66 The circular reflects provisions contained in the Housing (Wales) Act 2014 to ensure local authorities meet the accommodation needs and provide sites for Gypsies and Travellers through the planning system.

2.67 It outlines how planning authorities and Gypsies and Travellers can work together to achieve this aim.

Enabling Gypsies, Roma and Travellers: June 2018

2.68 The 'Enabling Gypsies Roma and Travellers' Plan is aligned with the Welsh Government National Strategy 'Prosperity for All' and outlines the breadth of work which the Welsh Government is undertaking to ensure inequalities experienced by these

communities are reduced, access to opportunities increased, and relations between these communities and wider society improved.

2.69 In particular, the Plan seeks to build upon work undertaken since 2011 whilst introducing commitments in areas such as employment and training as well as building bridges with social services and criminal justice agencies.

LDP Implications

The content of circular and that of the Enabling Gypsies, Roma and Travellers Plan, together with the LDP's role in meeting Gypsies and Travellers accommodation needs will be considered as part of the preparation of the Revised LDP.

Subordinate Legislation Consolidation and Review: Consolidation of the Town and Country Planning (Use Classes) Order 1987 and Town and Country Planning (General Permitted Development) Order 1995

2.70 This consultation whilst issued outside this AMR period it is included here to reflect the prominence of the Use Classes Order (UCO) and General Permitted Development Order (GPDO) in delivery. The UCO removes the need for planning permission for many material changes of use where the planning impacts of the new uses are similar. The GPDO grants planning permission for many small and low impact developments.

2.71 This WG consultation proposes potential changes to use classes and permitted development rights in Wales with the purpose to consolidate the UCO and GPDO to:

- streamline the planning legislation for small and low impact developments
- make sure the most accurate version of the legislation is readily available.

LDP Implications

The outcome of the consultation will be monitored and taken into consideration as part of the preparation of the revised LDP. It is noted that much of the proposed changes relate to commercial activity including those traditionally associated with town centres, consequently its implications on matters of retail and commercial policy will be fully considered as part of the preparation of the Revised LDP.

Technical Advice Note (TAN) 24: The Historic Environment (2017)

2.72 The purpose of this TAN is to provide guidance on how the planning system considers the historic environment during development plan preparation and decision making on planning and Listed Building applications. It provides specific guidance on how the following aspects should be considered:

- World Heritage Sites
- Scheduled monuments
- Archaeological remains
- Listed buildings
- Conservation areas
- Historic parks and gardens
- Historic landscapes
- Historic assets of special local interest

2.73 The TAN supersedes Welsh Office Circulars 60/96 Planning and the Historic Environment: Archaeology; 61/96 Planning and the Historic Environment: Historic Buildings and Conservation Areas; and 1/98 Planning and the Historic Environment: Directions by the Secretary of State for Wales, and are therefore consequently cancelled.

LDP Implications

The provisions of the revised TAN24 are compatible and consistent with the current LDP strategy, its policies and provisions. The TAN will be considered and discussed in relation to the relevant policy monitoring areas and will inform the preparation of the Revised LDP.

The 2014-based sub-national population and household projections

2.74 The publication in September 2016 of the 2014-based sub-national population projections presented a first opportunity, post LDP adoption, to assess population change on a Welsh and Local Authority level. This was supplemented by the publication of the household projections in March 2017. The implications of these projections was fully considered as part of the Review Report, and will in accordance with the provisions of PPW be assessed in relation to their veracity as part of the preparation of the revised LDP.

LDP Implications

The Implications arising from the 2014-based sub-national population projections will be subject to detailed consideration as part of the preparation of the Revised LDP.

Regional Policy Context

Swansea Bay City Region

2.75 The Swansea Bay City Region encompasses the Local Authority areas of Pembrokeshire, Carmarthenshire, City and County of Swansea and Neath Port Talbot. It brings together business, local government and a range of other partners, working towards creating economic prosperity for the people who live and work in our City Region. The Swansea Bay City Region Economic Regeneration Strategy 2013 – 2030 sets out the strategic framework for the region aimed at supporting the area's development over the coming decades.

Draft Version for Reporting

22

Swansea City Deal

2.76 The signing of the City Deal secured the biggest ever investment for South West Wales. The £1.3 billion deal will transform the economic landscape of the area, boosting the local economy by £1.8 billion, and generating almost 10,000 new jobs over the next 15 years. The eleven major projects identified in the City Deal set out to deliver world-class facilities in the fields of energy, smart manufacturing, innovation and life science, with major investment in the region's digital infrastructure and workforce skills and talent underpinning each sector.

2.77 The total investment package is made up of £241 million of UK and Welsh Government funding, £396 million of other public sector money and £637 million from the private sector. The make-up of the Swansea Bay City Region Board include the four local authorities, together with Abertawe Bro Morgannwg and Hywel Dda University Health Boards, Swansea University and the University of Wales Trinity St David's, along with private sector companies. With a clear vision of 'A Super Smart Innovation Region', it is expressed through the following four interconnected strands, or internets:

Internet of Electronic Acceleration - Vision

To create a fully connected region and be at the forefront of digital innovation.

The internet of economic acceleration will:

- Create a regional, state of the art, digital infrastructure including next generation wireless networks
- Launch the Swansea City and Waterfront Digital District
- Establish a new creative digital cluster at Yr Egin
- Develop a centre of excellence in Next Generation Services to develop new commercial opportunities across the region
- Deliver the skills and training required to support the City Deal

Internet of Life Science and Well-being - Vision

- To place the region at the forefront of life science innovation and to be recognised as a destination of choice for global investment and enterprise in the field of life sciences and well-being
- Create and use an enhanced digital infrastructure to accelerate development in the area of life sciences

Smart Manufacturing - Vision

To place the region at the forefront of smart manufacturing and to support businesses to harness the opportunities associated with the digital manufacturing revolution.

Smart manufacturing is using data and technology to react immediately to changes in market or industry demands. Increasing Smart Manufacturing will help attract significant investment, drive economic growth and boost local regeneration through direct job creation and employment in vibrant innovation clusters.

An Internet of Energy - Vision

- To place the region at the forefront of energy innovation and establish the region as a globally significant player in the production and storage of energy
- To create jobs and investment whilst addressing challenges such as fuel poverty and energy security for current and future generations
- Digitally connect the region's energy assets to create a test bed for the demonstration of 'Future Energy Systems'

2.78 The 11 projects identified through the City Deal includes those in land use terms to be specifically proposed within Carmarthenshire, however the economic value presented through the deal will extend well beyond:

- A Wellness and Life Science Village in Llanelli which as part of the Internet of Life Science and Well-being will seek to create a physical village providing facilities and services which promote and improve well-being. It will integrate business

development, education, healthcare, leisure, tourism, wellness support and research in life-sciences in one location, delivering transformational social and economic benefits.

- Yr Egin - Creative Digital Cluster in Carmarthen. As part of the Internet of Electronic Acceleration, the Yr Egin project will seek to create a new digital and creative cluster providing start up and development space for creative and digital companies. It will also seek to promote the Welsh Language forming a base for the Welsh language broadcaster S4C.

LDP Implications

The current adopted LDP in recognising the important regional contribution of Carmarthenshire, makes provision through its policies and proposals for employment development, with the economy an important component of the Plan's Strategy. The emerging role of the City Region is a key consideration to ensuring the continued compatibility in a strategic context.





In this respect the signing of the City Deal and the identification of the above interconnected strands, or internets with their component outcomes and projects will be a notable informant in any future land use policies or proposals. In this respect, whilst the City Deal reinforces much of the current LDPs strategic approach, a measurement of compatibility will be necessary as part of the preparation of the Revised LDP to ensure appropriate provisions are in place to support delivery.

Local Context

Carmarthenshire County Council - Well-being Objectives 2017/18

2.79 The Council in line with its statutory obligations has published its Well-being Objectives for 2017/18. These objectives as set out below also includes the Improvement Objectives and follow

approval at County Council: A 14th objective was added during the year over and above the 13 objectives contained within the last AMR.

<p>Start Well</p> 	<p>Live Well</p> 	<p>Age Well</p> 	<p>Healthy, Safe & Prosperous Environment</p> 
<p>Well-being Objectives</p>			
<p>1. Help to give every child the best start in life and improve their early life experiences.</p> <p>2. Help children live healthy lifestyles.</p> <p>3. Continue to improve learner attainment for all.</p> <p>4. Reduce the number of young adults that are Not in Education, Employment or Training.</p>	<p>5. Tackle poverty by doing all we can to prevent it, helping people into work & improving the lives of those living in poverty.</p> <p>6. Creating more jobs and growth throughout the county.</p> <p>7. Increase the availability of rented and affordable homes.</p> <p>8. Help people live healthy lives (tackling risky behaviour & obesity).</p> <p>9. Supporting good connections with friends, family and safer communities.</p>	<p>10. Support the growing numbers of older people to maintain dignity & independence in their later years.</p> <p>11. A Council wide approach to supporting Ageing Well in Carmarthenshire.</p>	<p>12. Looking after the environment now and for the future.</p> <p>13. Improving the highway and transport infrastructure and connectivity.</p> <p>14. Promoting Welsh language and culture.</p>
<p>15. Building a Better Council and Making Better Use of Resources</p>			

2.80 Having published these Objectives, the Council must take all reasonable steps to meet them. A detailed Action Plan is being prepared to support each Improvement/Well-being Objective, and these will be monitored and reported on through the Performance Management Framework.

Public Service Board

2.81 Established as a statutory board under the provisions of The Well-being of Future Generations (Wales) Act 2015 the Public Services Board (PSB) for Carmarthenshire is a collection of public bodies working together to improve the well-being of the County.

2.82 The board's role is to improve the economic, social, environmental and cultural well-being of our area by working to achieve the 7 Well-being goals identified within The Well-being of Future Generations (Wales) Act 2015. In doing so it will seek to assess the state of economic, social, environmental and cultural well-being and publish a well-being plan setting out its local objectives and the steps necessary to meet them. The Carmarthenshire PSB includes four statutory members: Carmarthenshire County Council, Hywel Dda University Health Board, Mid and West Wales Fire and Rescue Service and Natural Resources Wales along with other public sector, third sector and education partners.

Carmarthenshire Well-being Assessment

2.83 The Well-being Assessment undertaken by the Carmarthenshire PSB outlines: what well-being looks like in Carmarthenshire; and, what Carmarthenshire's residents and communities want well-being to look like in the future, through exploring key issues which positively and/or negatively impact well-being.

2.84 Its findings as published for consultation forms the basis for the report to the PSB which will utilise its outcomes, alongside other key information, to identify priorities for improving the social, economic, environmental and cultural well-being of Carmarthenshire.

2.85 These priorities will form the PSB's Well-being Plan for Carmarthenshire which is scheduled for publication early in the 2018/19 AMR period. This Plan will outline how the PSB will collectively utilise the five ways of working to improve well-being in Carmarthenshire and contribute towards the national well-being goals.

Moving Forward in Carmarthenshire – The Council's New Corporate Strategy 2018 - 2023

2.86 The 2018-2023 Corporate strategy sets out the direction for the local authority over the next five years, incorporating our improvement and well-being objectives as defined by legislation.

2.87 It also includes the Executive Board's key projects and programmes for the next five years, a set of almost 100 priority projects and areas recently announced by Leader Cllr Emlyn Dole in his 'Moving Forward in Carmarthenshire' plan.

2.88 The strategy outlines the Council's vision for the future through 15 objectives under four key themes - to support residents to: start well, live well and age well in a healthy, safe and prosperous environment.

LDP Implications

The LDP will remain a key tool to deliver the Well-being assessment and the above Objectives. The progression towards the Well-being Plan and the recent transference from the Local Service Board to the Public Service Board will be monitored to ensure the continued alignment of these two core Plans.

A key consideration in moving forward relates to the integration and compatibility of the LDP's strategic objectives with the Well-being Objectives identified above. It is considered essential that its compatibility be examined from an early stage to ensure the LDP is well placed to respond to these changes and the emerging Action Plan which will

support their delivery. Appendix 1 undertakes a comparative analysis of the LDP's Strategic Objectives against the national and local Well-being Objectives.

Transformations: Strategic Regeneration Plan for Carmarthenshire – 2015 - 2030

2.89 This document sets out Carmarthenshire's regeneration strategy, building on the opportunities for growth and investment which emerges from the policies and provision of the LDP. This in turn reflects Carmarthenshire as a confident, ambitious and connected component of the Swansea Bay City Region.

LDP Implications

The LDP represents a key component in the delivery of the Council's regeneration objectives and there are clear advantages in terms of efficiency, engagement and outcomes in continuing the synergy between shared strategic priorities.

The relationship between the LDP, the Transformations document and the strategic direction regionally expressed through the City Deal will need to be considered as part of the Revised LDP to ensure appropriate provisions are in place to support delivery.

Community Infrastructure Levy (CIL)

2.90 The consultation on the CIL Preliminary Draft Charging Schedule was undertaken between September and November 2016 following resolution by the Council to progress work on its preparation. Part of this process has included the gathering of notable evidence around development viability and infrastructure. Subsequently, the Council's consideration on progressing CIL has been informed by a number of key developments:

2.91 **The Department of Communities and Local Government CIL Review - A New Approach to Developer Contributions** - In November 2015 the Westminster Government commissioned an independent national review of CIL with the purpose of:

'Assessing the extent to which CIL does or can provide an effective mechanism for funding infrastructure, and to recommend changes that would improve its operation in support of the Government's wider housing and growth objectives.'

2.92 The review examined the amount of revenue CIL is raising; the types of development that are paying CIL; impacts on viability; and the operation of the neighbourhood share of CIL.

2.93 In summary, the report's overall conclusion was that: CIL as currently configured is not fulfilling the original intention of providing a faster, fairer, simpler, more certain and more transparent way of ensuring that all development contributes something towards cumulative infrastructure need; it has also disrupted and complicated the Section 106 arrangements which, though much criticised, functioned reasonably well for many sites.

2.94 In identifying a way forward, the report recommends that Government consider a revised twin-track approach that allows local authorities to take advantage of the best elements of the existing CIL and Section 106. It recommends that the Government replace the CIL with a hybrid approach of a broad and low level Local Infrastructure Tariff (LIT) and Section 106 for larger developments.

2.95 **Devolution of CIL Powers** – As outlined above, the UK Government on 7th June 2016 published the Wales Bill with the intention to amend the Government of Wales Act 2006. The Bill received Royal Assent as the Wales Act 2017 on 31st January 2017.

2.96 As part of the Wales Act 2017 CIL has become a devolved matter with powers anticipated to be transferred to the Welsh Government in April 2018. In this respect a Transfer of Functions Order is necessary to allow Welsh Ministers to modify existing secondary legislation. Should the Welsh Ministers then consider it appropriate to amend the CIL Regulations then it is possible that further legislation may be required to enable this, however, this has not been confirmed.

2.97 Given the above it is currently unclear on the approach the WG wish to adopt on CIL, and notably whether they wish to continue with the approach as set out within the CIL regulations, or develop specific amendments or abandon it altogether.

2.98 Consequently and given that it is unclear which form, if any, CIL or its potential replacement will take, the preparation of a CIL for Carmarthenshire has subject to Council resolution, been placed in abeyance.

LDP Implications

The progress of the CIL for Carmarthenshire and any subsequent implications for the LDP will be subject to on-going monitoring. However, it is noted that if CIL was to be progressed it would need to clearly accord with, and express elements of LDP policy in terms of strategic delivery. As such, in light of a resolution for it to be held in abeyance, then it would be prudent for its future consideration to be linked with the Revised LDP.

In this respect, whilst there are no direct implications on the current LDP and this AMR, the national context and outcome of and deliberations on its future will be monitored and considered as part of the preparation of the Revised LDP.

The Carmarthenshire Gypsy and Traveller Accommodation Assessment – 2016

2.99 Emanating from the provisions of the Housing (Wales) Act 2014, a Gypsy and Traveller Accommodation Assessment (GTAA) has been undertaken for Carmarthenshire to identify if there is a need for a Gypsy and Traveller site within the County. Undertaken in accordance with statutory guidance, the assessment was submitted to Welsh Ministers for scrutiny and approval. The Local Authority received confirmation from the Welsh Minister that the content of the needs assessment was accepted on 28th March 2017. The GTAA was reported to the Council's Executive Board on the 26th March 2018, where it was

resolved to publish the report and that a site selection process be developed to meet any identified need.

LDP Implications

The requirements emanating from the GTAA will be an integral informant in relation to the identification of any Gypsy and Traveller Sites. The requirements in respect of Gypsy and Traveller accommodation will be considered as part of the preparation of the Revised LDP.

Affordable Homes Delivery Plan 2016 – 2020: Delivering more homes for the people of Carmarthenshire

2.100 This sets out the Council's five year vision for maximising the supply of affordable homes. Its purpose is to provide detail on how and where more homes will be delivered and what resources will be used and how more could potentially be accessed. It also outlines how an ambitious new build programme can be delivered.

2.101 The programme will initially deliver over 1000 additional affordable homes over five years, with a total investment exceeding £60m.

LDP Implications

The relationship between the delivery of affordable homes and land use Development Plans is self-evident, with much of the policy framework necessary or available to support it set out within the LDP's policies and provisions. The LDP sets a target for affordable housing delivery through the Planning process and supplements this through enabling funding to become available through developer contributions and commuted sums. The Delivery Plan builds on this to identify further mechanisms - from empty homes and mortgage rescues, to the buy-back of former Council homes.

Supplementary Planning Guidance

2.102 The following SPG documents have been adopted to provide further detail on certain policies and proposals contained within the LDP during this AMR period:

- Place Making and Design
- Rural Development
- Leisure and Open Space requirements for New Developments
- Nature Conservation and Biodiversity
- Archaeology and Development

2.103 An SPG on Wind and Solar Energy has been reported to Council with resolution that it be published for formal consultation.

2.104 The adopted Affordable Housing SPG has been revised and published which clarifies the interpretation and implementation of the affordable housing policies. This supports the improvement to Development Management processes and procedures.

Summary

2.105 As set out above, new legislation and changes in national, regional and local contexts have emerged during the current monitoring period, some of which may have implications for the future implementation of the LDP. Subsequent AMRs will continue to provide updates on relevant contextual material which could affect the Plan's future implementation.

2.106 As appropriate contextual will form an important component in the preparation of the revised LDP be it in terms of its policies and proposals or supporting documents or evidence.

The Carmarthenshire Context

Spatial Influences

2.107 Carmarthenshire is a diverse County with the agricultural economy and landscape of the rural areas juxtaposed with the urban and industrial south-eastern area. Around 65% of the population reside on 35% of the land in the south and east of the County. The main urban centres are Llanelli, Ammanford/Cross Hands and Carmarthen. The County also has a number of other settlements of various sizes and many of them make notable contributions to the needs and requirements of their community and the surrounding area. These are supplemented by a large number of rural villages and settlements which are self-sufficient in terms of facilities and services.

2.108 The adopted LDP builds upon the spatial characteristics and diversity of the County and its communities and seeks to consolidate the existing spatial settlement pattern.

2.109 The focus of the current spatial form and resultant distribution of existing housing and employment provision is within the established urban centres of Llanelli, Carmarthen, and Ammanford/Cross Hands. The focus on these settlements as identified 'Growth Areas' reflects their respective standing and their sustainability and accessibility attributes. The Growth Areas exhibit good accessibility through connections to the strategic highway network and the rail networks as well as public transport.

2.110 The characteristic rural and urban split typifies the variability within communities and settlements and their historic and future roles. This is exemplified by the predominantly south eastern urban areas and their post-industrial needs in terms of regeneration. The challenges faced by such settlements are often of a marked difference in terms of scale to those of rural areas, which face separate challenges in respect of depopulation and the agricultural industry. This encapsulates the diversity of Carmarthenshire's communities and settlements which are diverse in character, scale and role with a settlement's size not always reflective of its role.

Distribution of Growth

2.111 The distribution of growth is based on a settlement's position within the LDP hierarchy which could not be predicated on a simplistic interpretation of distribution (for example, across all tier 3 settlements on an equal basis). This equally applies within the Growth Areas, or indeed any other tier in the settlement hierarchy, where each has manifestly different issues and considerations within the context of their importance in strategic terms and the function they perform.

2.112 There are a number of considerations that influence the release of land for development across the County, notably:

- Environmental - in the form of flood risk considerations. Many of the larger settlements are situated adjacent to the sea and/or rivers. Also worthy of note are areas of nature conservation importance - including those within the Llanelli/Burry Port and Cross Hands areas;
- Social considerations - including areas of cultural and linguistic value in terms of the Welsh language, as well as areas of deprivation.

2.113 The richness of Carmarthenshire's natural, built and cultural environment is an important spatial consideration in planning for the future of the County, particularly in terms of the potential for growth and the siting of development. The County includes sites designated at the international level to protect and enhance important nature conservation value, as well as striking landscapes and distinctive historic towns and villages. The importance of the County's built heritage is borne out by the 27 conservation areas, 366 Scheduled Ancient Monuments (ranging from Prehistoric to post - Medieval/Modern features of cultural historic interest) and the large number of listed buildings. There are also a number of designated sites for nature conservation and biodiversity importance, including 7 Special Areas of Conservation, 3 Special Protection Areas, 1 Ramsar site, 82 Sites of Special Scientific Interest, 5 National Nature Reserves, 6 Local Nature Reserves and 7 registered landscapes.

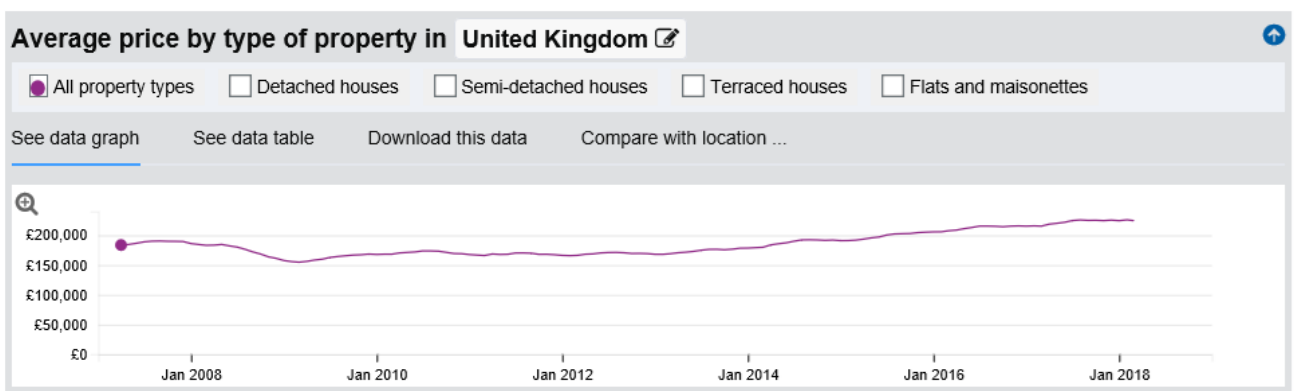
Economic Indicators

Housing

2.114 The economic downturn post-2008 has at a national level had a significant impact on housing provision in the UK as a whole, and has in turn impacted confidence and delivery at a local level. Indeed it was only in February 2015 that the England & Wales house price index recovered back to the pre-crash level experienced in 2007, with prices continuing to rise through to the end of this monitoring period (see figure 1 below). During the period of this AMR levels have finally recovered at an all Wales level with the average house price of £154,037 at March 2018 – now marginally above that of the peak of £150,316 in August 2007.

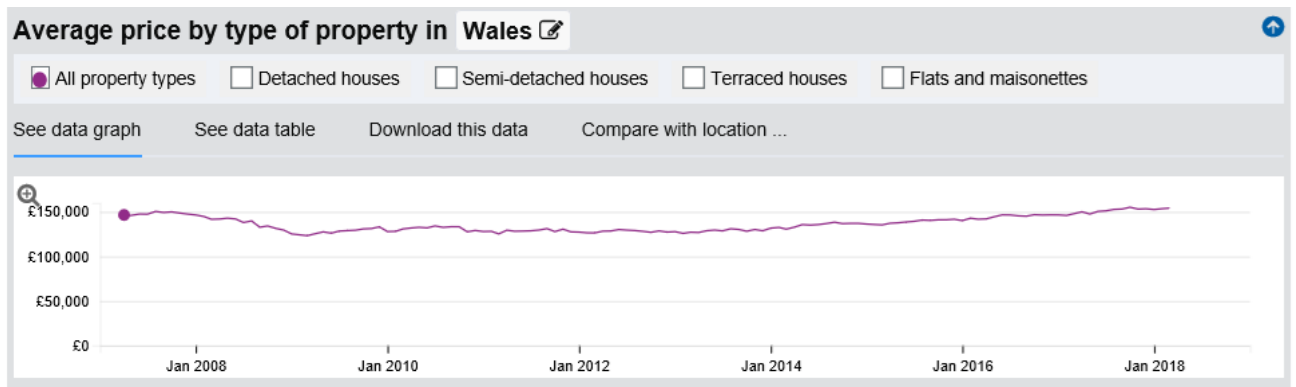
2.115 Within a Carmarthenshire context, average house prices remain below the pre-recession high of £149,515 (December 2007), with an average price in March 2018 having increase to £134,092 (see figure 2 below). This is comparable to many local authorities across the country, with the Wales figure of £154,037 to some extent distorted by improved recoveries within specific Council wards. In this respect there has been significant variations in the annual price change across Wales with Carmarthenshire showing a 2.1% rise compared to an all Wales figure of 4.2%.

Figure 1 Average price: England and Wales from April 2007 to March 2018



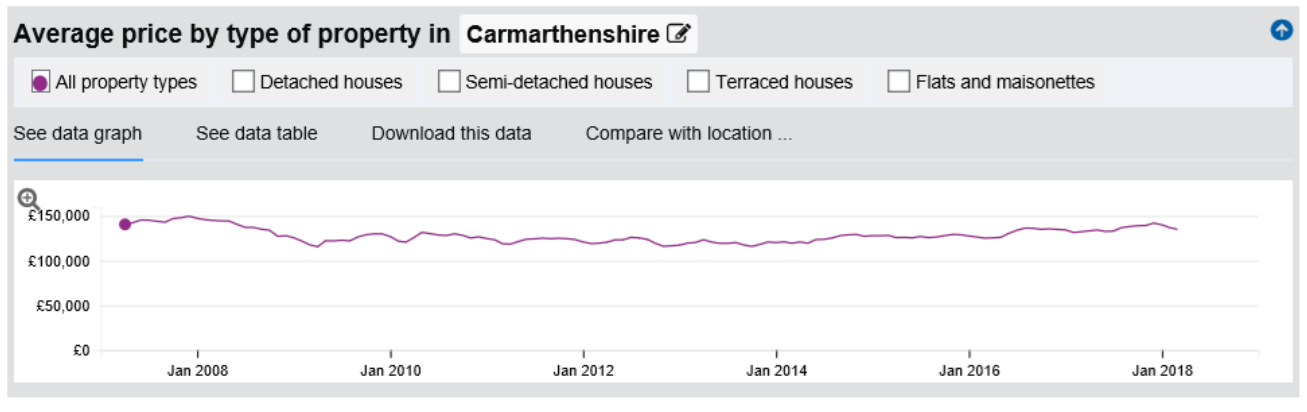
Source: Land Registry

Figure 2 Average price: Wales from April 2007 to March 2018



Source: Land Registry

Figure 3 Average price: Carmarthenshire from April 2007 to March 2018



Source: Land Registry

2.116 The inevitable impact of the recession on house-building has been felt across Wales, and whilst continuing to consolidate on improvements in the 6,663 completions during 2017-18², it is still some way below the pre-crash peak of 9,334 in 2006-07. This is reflected in Carmarthenshire with 2017-18 completions at 529 as compared to 450 (2016-17). This is still however short of the peak in Carmarthenshire of 738 in 2005-06³.

² Source: StatsWales – New dwellings completed by period and tenure.

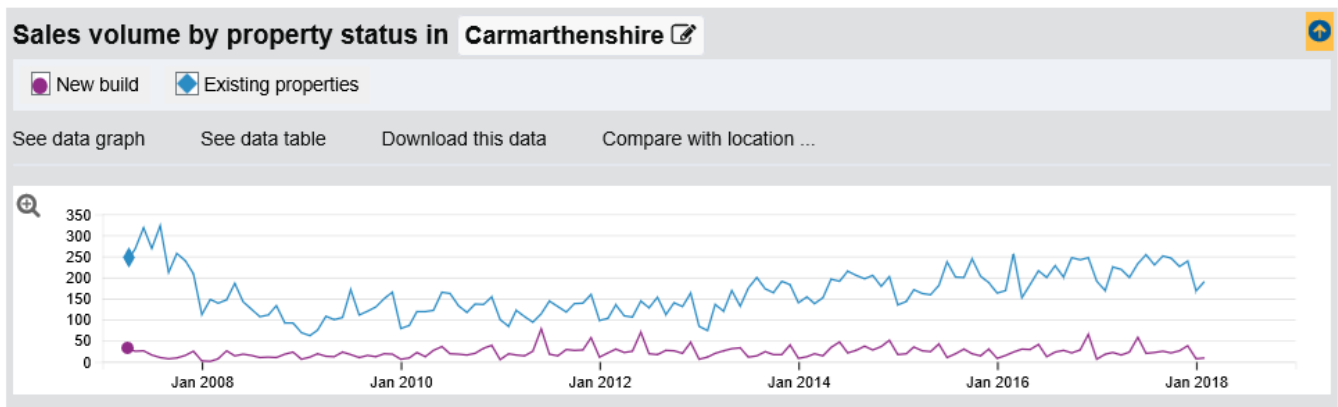
³ Source: StatsWales – New dwellings completed by period and tenure.

2.117 Housing delivery within Carmarthenshire during the Plan period has fallen short of the annual level necessary to meet the Plan requirement. However, it should be noted that much of this has been in a challenging economic climate and it could also be argued that the actual effect of the LDP in terms of delivery is still to be experienced with most houses that were built over the last year not on allocated sites having been permitted under the previous development plan. Nevertheless, post LDP adoption, the JHLAS have identified an improvement in land supply terms with availability in 2016 showing a 4.1 years with completions also achieving their highest level at 590 since 2011 (640). However, this AMR period has seen a drop off in those figures with the emerging 2018 JHLAS study showing a 3.8 year land supply. All of this is however within a context of national house-builders maintaining, and in the case of some renewing their interest in Carmarthenshire. This in itself sends a positive message about market confidence in the County but belies the need to assess the drop off in land supply and the reduction in completion levels during this AMR period.

House Sales

2.118 As indicated within the following graph, there has been a gradual recovery in property sales following the drop from its peak in 2007/2008. This gradual recovery has seen sales return to a consistent level, albeit just below that of 2007.

Figure 4 Sales Volume by Property: Carmarthenshire from April 2007 to March 2018



Source: Land Registry

Population and Household Projections

2.119 In considering the publications of the Welsh Government sub-national population and household projections, the previous AMR documents have provided the background evidence to understand the reasoning behind the significant changes between each projection. The graphs below shows the scale in these differences, with the 2006 and 2008 projections for both population and household projection being significantly higher than the 2011 and 2014 based projections.

Figure 5: Comparative Carmarthenshire Population Projections

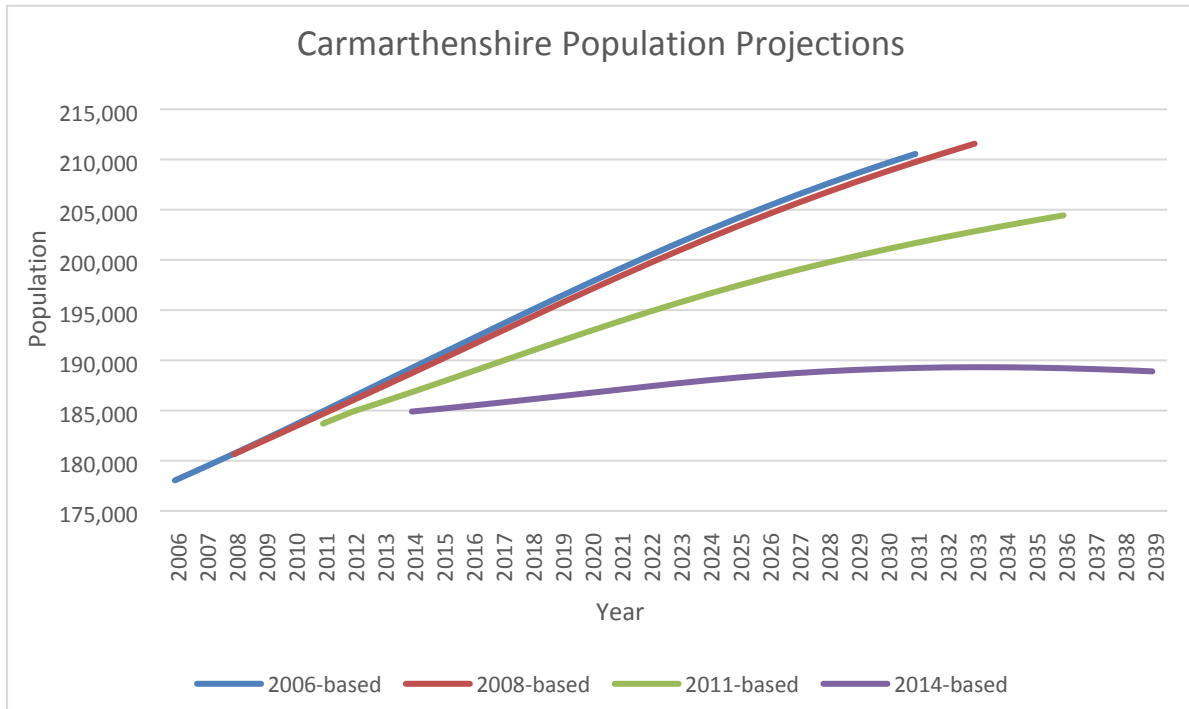
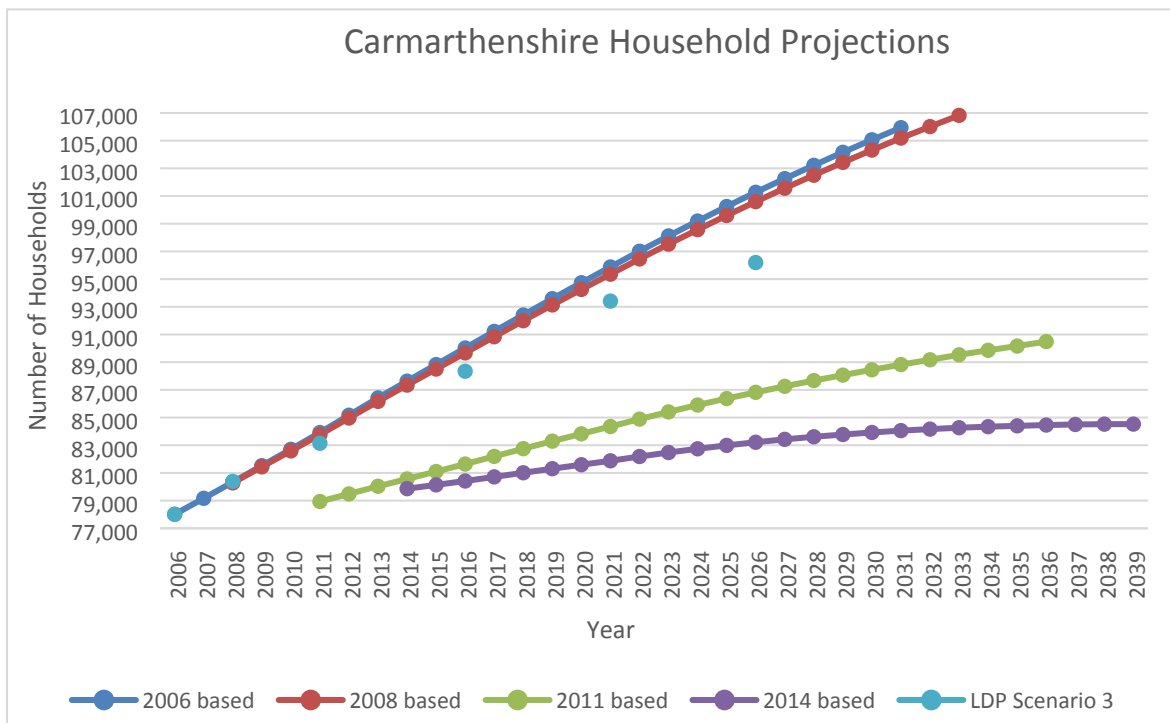


Figure 6: Comparative Carmarthenshire Household Projections



Source: Local Authority based sub national household projections and Carmarthenshire LDP

2.120 Whilst the above projections indicate a significant reduction in population and household numbers from that projected within both the 2006 and 2008 based projections, their use, in development plan terms, should be considered within the context of the provisions of paragraph 9.2.2 of PPW.

2.121 In this respect, the LDP Review Report identified that the Revised LDP would need to assess the various factors of the projections, with the latest Welsh Government local authority level Household Projections for Wales forming part of the evidence base together with other key issues. These include links between homes and jobs, the need for affordable housing, Welsh language considerations, the provisions of corporate strategies and the deliverability of the plan.

2.122 In this respect and in support of the preparation of the Revised LDP evidence it will be prepared to assess the veracity of the projections and any deviation must also be considered in the context of viability and ensure that any change in growth requirements is deliverable.

Economy

2.123 Economic activity data for Carmarthenshire, and at an all Wales level from 2011 to this third annual monitoring period, shows in terms of economic activity a gradual improvement, particularly in recent years. This culminates in the figures for 16/17 and 17/18 for the County both above the all wales figure for economic activity.

Figure 7: Annual Labour Market Summary (Residents aged 16-64) – Economic Activity Rate

	Carmarthenshire		Wales	
	Economic Activity Rate	Economic Inactivity Rate	Economic Activity Rate	Economic Inactivity Rate
April 2011-March 2012	74.2%	25.8%	73%	27%
April 2012-March 2013	71.7%	28.3%	73.9%	26.1%
April 2013-March 2014	73.5%	26.5%	75.3%	24.7%
April 2014-March 2015	74%	26%	74.4%	25.6%
April 2015-March 2016	75%	25%	75.3%	24.7%
April 2016 – March 2017	78.6%	21.4%	74.8%	25.2%
April 2017 – March 2018	77.1%	22.9%	76.5%	23.5%

Source: StatsWales

2.124 The above increase in economic activity does not raise any implications of significance for the LDP. Such economic indicators will continue to be monitored and considered in any subsequent AMRs or as part of a future review of the LDP.

2.125 A third iteration of the Employment Land Review will be published in due course. This will build on the outcomes and content of the 2016 and 2017 reviews further considering the performance of the economy in Carmarthenshire in terms of the take up and activity levels on existing and allocated employment sites.

Welsh Index of Multiple Deprivation

2.126 The Welsh Index of Multiple Deprivation 2014 (WIMD) (November 2014 (revised August 2015)) is the Welsh Government's official measure of relative deprivation for small areas in Wales. It is designed to identify those small areas where there are the highest concentrations of several different types of deprivation. Deprivation is the lack of access to opportunities and resources which we might expect in our society. This can be in terms of

material goods or the ability of an individual to participate in the normal social life of the community. The next WIMD is planned for 2019 following a user survey conducted in 2016.

2.127 The WIMD, has been developed to support the effective local targeting of resources and policy. It provides the official measure of relative deprivation for small areas in Wales. Carmarthenshire has 112 LSOAs (Lower Super Output Areas). The results from WIMD show that Carmarthenshire has 25 LSOAs that are within the 30% most deprived areas in Wales. The majority of these areas (60%) are located in the Llanelli region (15 LSOAs) with 20% in the Amman area (5 LSOAs), 12% in the Gwendraeth area (3 LSOAs) and 8% located in the Carmarthen area (2 LSOAs).

Figure 8: Percentage of LSOAs by deprivation rank category - Overall Index (2014) (Carmarthenshire)

% LSOAs ranked in the 10% most deprived in Wales in the Overall Index	5%
% LSOAs ranked in the 10-20% most deprived in Wales in the Overall Index	6%
% LSOAs ranked in the 20-30% most deprived in Wales in the Overall Index	12%
% LSOAs ranked in the 30-50% most deprived in Wales in the Overall Index	30%
% LSOAs ranked in the 50% least deprived in Wales in the Overall Index	47%

2.128 Carmarthenshire has the following number of its 112 LSOAs in the deprivation brackets:-

- 5 areas that are in the 10% most deprived in Wales;
- 7 areas in the 20% most deprived; and,
- 13 areas highlighted as being in the 30% most deprived in Wales

2.129 The area which is ranked as the most deprived area in Carmarthenshire is Tyisha 2 and the area which is ranked as least deprived is Hendy 1.

2.130 Analysis of the data informs us that in some areas, whole electoral wards are among the 30% of the most deprived areas in Wales, namely Ammanford, Felinfoel, Glanymor, Glanamman and Tyisha.

2.131 In terms of Access to Services, Cynwyl Gaeo in Carmarthenshire is the area which is the most deprived in Wales, followed very closely by Llanegwad 2 and Trelech, which are the 4th and 5th most deprived in Wales respectively.

2.132 Whilst not subject to a monitoring indicator in relation to the LDP, it is considered prudent to continue to monitor the deprivation across the County; the Plan's strategy, policies and provisions can play an important role in addressing the issues that arise.

Chapter 3 Monitoring Indicators

This chapter provides an assessment of whether the Plan’s strategic policies, and associated supporting policies, are being implemented as intended and whether the LDP objectives and strategy are being achieved. Appropriate conclusions and recommended future steps (where required) are set out to address any policy implementation issues identified through the monitoring process.

Spatial Strategy

1 Monitoring Policy Target: 85% of all housing developments permitted should be located on allocated sites.

Indicator	Annual / Interim Monitoring Target	Assessment trigger	Performance 1 April 2015 - 31 March 2016	Performance 1 April 2016 – 31 March 2017	Performance 1 April 2017 – 31 March 2018
% of overall housing permissions which are on allocated sites.	85% of all housing developments permitted every year should be located on allocated sites.	The proportion of dwellings permitted on allocated sites deviates 20% +/- the identified target.	54% of all housing developments permitted were located on allocated sites.	38.3% of all housing developments permitted were located on allocated sites.	87.5% of all housing developments permitted were located on allocated sites.
<p>Analysis: This monitoring indicator measures the number of applications received on large sites (i.e. sites of five or more) against whether they are located on allocated sites or non-allocated sites.</p> <ul style="list-style-type: none"> The survey reveals that 87.5% of the housing units which were permitted on large sites were located on allocated sites. 					

- Of the LDP allocated sites, outline planning permission was granted for 244 units and reserved matters or full permission was granted for 438 units.
- In the last AMR, a difference was noted in the number of units permitted. During the 2015-16 period, a total of 1269 units were granted on large sites, in 2016-17 period, a total of 334 units were granted on large sites, and in the 2017-18 period, 777 units were granted on large sites.
- 23 allocated sites have had applications granted on them, with 240 units being granted on GA2/h45 & GA2/h46 at Genwen Farm, Bynea, Llanelli. Other large sites of note are GA3/h47 Adj. Pantgwyn, Cross Hands (82 units), T3/3/h9 & T3/3/h10 Dinas Yard Factory, Kidwelly (80 units), T2/6/h4 Adj. Spring Gardens, Whitland (70 units).

Conclusion:

The target has, this year been met.

Future steps to be taken (if necessary):

The above indicator will be subject to ongoing monitoring. Reference is made to the preparation of the Revised LDP as endorsed by Council on 10th January 2018.

2 Monitoring Policy Target: The following proportions of dwellings to be permitted on housing allocations as follows:

- **Growth Areas 62%**
- **Service Centres 10%**
- **Local Service Centres 12%**
- **Sustainable Communities 15%**

Indicator	Annual / Interim Monitoring Target	Assessment trigger			Performance 1 April 2015 – 31 March 2016	Performance 1 April 2016 – 31 March 2017	Performance 1 April 2017 – 31 March 2018
Proportion of housing permitted on allocations per tier of the settlement hierarchy.	The distribution of dwellings to be in accordance with the proportions specified in the target.	The distribution of dwellings in Growth Areas, Service Centres and Local Service Centres deviates 20% +/- the proportions specified in the target. The distribution of dwellings in Sustainable Communities deviates 10% +/- the proportions specified in the target.	Growth Areas	Target 62%	Actual 67.3%	Actual 43.8%	Actual 64.4%
			Service Centres	10%	3.6%	9.5%	10.3%
			Local Services Centres	12%	17.1%	0.7%	15.7%
			Sustainable Communities	15%	15.2%	46%	9.6%

Analysis

The distribution of units permitted is broadly in line with the indicators.

Growth Areas

438 units have been permitted in Growth Areas on 10 sites. No units have been granted within the GA1 area: Carmarthen, 337 units were permitted in GA2: Llanelli and, 101 units in GA3. Progress is expected in the coming year on applications that fall in the West Carmarthen Development Brief area, and along with the work progressing later this year on the link road.

Service Centres

70 units in Service Centres on one site (T2/6/h4) in Whitland.

Local Service Centres

107 units in Local Service Centres on 3 sites. Two of the sites (104 units) were in Kidwelly.

Sustainable Communities

67 units in Sustainable Communities on 9 sites, spread over various locations within the County.

As background information, windfall sites have mainly fallen within the Growth areas (77.3%), with Sustainable Communities contributing a small amount (22.7%).

Conclusion:

The target has this year been met.

Future steps to be taken (if necessary):

The above indicator will be subject to ongoing monitoring. Reference is made to the preparation of the Revised LDP as endorsed by Council on 10th January 2018.

3. Monitoring Policy Target: Bring forward the availability of strategic employment sites

Indicator	Annual / Interim Monitoring Target	Assessment trigger	Performance 1 April 2015 - 31 March 2016	Performance 1 April 2016 – 31 March 2017	Performance 1 April 2017 – 31 March 2018
Permissions for, or availability of on site or related infrastructure which facilitates delivery of strategic employment sites (ha) as listed in Policy SP4.	By 2018, all the strategic employment sites are considered to be immediately available or available in the short term i.e. the sites either benefit from planning consent or the availability of on site or related infrastructure to facilitate development.	By 2018 all the strategic employment sites are not immediately available or available in the short term.			

Analysis: Three specific strategic employment sites have been identified within the LDP (Policy SP4):

- Dafen, Llanelli
- Cross Hands East
- Cross Hands West Food Park

In total the land allocated for these three sites amounts to 40.9Ha. Whilst all the elements of all strategic employment sites have not attained planning permission, there has been a clear progression towards delivery of all or parts of these three sites. Whilst the policy target has not strictly been achieved as anticipated, it does not lead to concerns over the future delivery of the remaining elements of the sites. Reference is also made to the GA2/MU9 – Delta Lakes which forms part of the South Llanelli Strategic Zone and has been identified as a key component in delivering part of the Vision for the City Deal – An Internet of Life Sciences and Well-being. This innovative and sector leading project will maximise on the site a landmark employment regeneration development driving delivery and economic growth within the area.

Dafen Llanelli

Full Planning Permission has been granted for an Air Ambulance facility, including office accommodation, on part of the site taking up 1.87Ha. This has been completed and the site is in full operation. Remaining undeveloped parts of the site are situated either between or adjacent to existing built elements and could therefore benefit from related infrastructure and existing access roads.

Cross Hands East

Outline Permission has been granted on the whole site (19 Ha) for the proposed development of an industrial park, including the development of business & industrial units (use classes B1 & B8), offices business incubator units, a hotel, a business central hub, resource centre, energy centre, central green space, parkland. A reserved matters permission to the original outline has subsequently been granted enabling development of the internal access road, infrastructure and development plot plateaus. The construction of the plot layout and the road and associated infrastructure of Phase 1 has been implemented to provide nine development plots. Expressions of interest have been received to develop sites via the County's own Property Development Fund. The Council is also preparing potential self-build scheme for the key gateway plot that can make use of any funding opportunities that may become available.

The site is identified as a strategic site within the Swansea Bay City Deal region and European Regional Development Fund (ERDF) of up to £2.4 million has been secured to deliver the infrastructure development of Phase 2 as part of the Welsh Government's Strategic Site programme. Phase 2, consists of up to five larger plots with the remaining site road and service infrastructure. The Cross Hands Joint Venture with Welsh Government has been extended to cover the Strategic Employment Site.

Cross Hands West Food Park

Consent was granted for a Food Processing Plant on the portion of the allocation south west of Castell Howell Foods. 'Celtica Foods', part of Castell Howell is part of a multi-million pound expansion project that will see emphasis on the Company's Welsh meat brand 'Celtic Pride'. The site occupies 2.09 Ha and the unit is completed and operations have commenced. Some of the site is incidental green space, with the potential for expansion of operations in the future. The other permission is for the north west portion of the allocation (covering 2.35 Ha) and is for a single storey food grade industrial building with associated two storey office element and external service yards and car parking. These have also already been constructed. There is further space available for expansion on land within the planning permission - an estate spine road already services this northern end of the site. Consequently, in total the elements of this employment allocation that have already been delivered amounts to 4.44ha.

The Swansea Bay City Deal:

The future development of the strategic sites, and indeed the future economic development of the County, should be viewed in the context of the wider sub-region where the Swansea Bay City Deal has recently been signed, securing £1.3 billion for Swansea, Carmarthenshire, Neath Port Talbot and Pembrokeshire councils. It is anticipated that the Deal will transform the economic landscape of the area, boost the local economy by £1.8 billion, and generate almost 10,000 new jobs over the next 15 years.

The Deal will see three specific projects for Carmarthenshire – a Wellness and Life Science Village on the Strategic Site at Delta Lakes (GA2/MU9), Llanelli; a creative industry project at Yr Egin in Carmarthen; and a skills and talent initiative which will support skills development. The £200 million project at delta lakes aims to create over 1800 high quality jobs and boost the economy by over £400 million over 15 years. This and the other two projects will benefit the County as a whole and should help to attract further investment in the future.

Conclusion:

Strong progress has been made in delivering the 3 strategic employment sites.

The signing of the City Deal and the progress of partners in developing proposals in relation to the Wellness and Life Science Village provides a strong indication of, and confidence in, the delivery of the Delta Lakes site. In this respect the site has permission for the raising of levels which is currently being enacted and an outline planning application has been submitted for the whole scheme earlier this year (2018) and is currently being considered.

The creative industry project at Yr Egin in Carmarthen was granted planning permission in October 2016 and construction is currently underway.

Future steps to be taken (if necessary):

The above indicator will be subject to ongoing monitoring. Reference is made to the preparation of the Revised LDP as endorsed by Council on 10th January 2018.

Maintaining and continuing a strong integration of LDP and regeneration objectives in driving investment and delivery.

Sustainable Development

4 Monitoring Policy Target: By 2021 32% of the development on housing allocations will be delivered on previously developed sites

Indicator	Annual / Interim Monitoring Target	Assessment trigger	Performance 1 April 2015 - 31 March 2016	Performance 1 April 2016 – 31 March 2017	Performance 1 April 2017 – 31 March 2018
Permissions for residential development on previously developed housing allocations.	<p>29% of dwellings permitted on allocated sites should be on previously developed allocations.</p> <p>Information gathered on an annual basis. The annual monitoring figure noted above takes into consideration the number of dwellings already completed on previously developed allocated sites.</p>	<p>Less than 29% (with an additional variance of 20% under the target figure to allow for flexibility) of dwellings are permitted through housing allocations on previously developed land over a period of two years.</p>	10% of dwellings on housing allocations have been permitted on previously developed land.	19.7% of dwellings on housing allocations have been permitted on previously developed land.	15.7% of dwellings on housing allocations have been permitted on previously developed land.

Analysis:

Four and a half sites (107 units) have been granted planning permission on previously development land (the half being a site of two fields with one field being previously developed and the other greenfield). Fifteen and a half sites (573 units) have been granted planning permission on greenfield sites.

Tudalen 210

Conclusion:

Continue monitoring.

Future steps to be taken (if necessary):

The above indicator will be subject to ongoing monitoring. Reference is made to the preparation of the Revised LDP as endorsed by Council on 10th January 2018.

5 Monitoring Policy Target: No highly vulnerable development should take place in C1 and C2 flood risk zone contrary to PPW and TAN15 guidance

Indicator	Annual / Interim Monitoring Target	Assessment trigger	Performance 1 April 2015 - 31 March 2016	Performance 1 April 2016 – 31 March 2017	Performance 1 April 2017 – 31 March 2017
Amount of highly vulnerable development (by TAN15 paragraph 5.1 development category) permitted in C1 and C2 flood risk zones not meeting all TAN15 tests (paragraph 6.2 i-v).	No applications permitted for highly vulnerable development in C1 and C2 flood risk zone contrary to NRW advice.	1 application permitted for highly vulnerable development in C1 or C2 flood risk zone contrary to NRW advice. Note: The LPA will be required to refer all applications which they are minded to approve for the development of emergency services or highly vulnerable development, where the whole of the land where the development is proposed to be located, is within C2 flood zone, to the Welsh Ministers. In the case of residential development, the threshold for notifying the Welsh Ministers is set at 10 or more dwellings, including flats.	No applications were permitted for highly vulnerable development in the C1 or C2 flood risk zone contrary to NRW advice.	No applications were permitted for highly vulnerable development in the C1 or C2 flood risk zone contrary to NRW advice.	No applications were permitted for highly vulnerable development in the C1 or C2 flood risk zone contrary to NRW advice.

Tudalen 210

Analysis:

Records indicate that no highly vulnerable development applications were permitted during this AMR period, which was contrary to NRW advice.

Conclusion:

The target has been met.

Future steps to be taken (if necessary):

The above indicator will be subject to ongoing monitoring. Reference is made to the preparation of the Revised LDP as endorsed by Council on 10th January 2018.

6 Monitoring Policy Target: Produce SPG on Sustainable Drainage Systems (SUDS)

Indicator	Annual / Interim Monitoring Target	Assessment trigger	Performance 1 April 2015 - 31 March 2016	Performance 1 April 2016 – 31 March 2017	Performance 1 April 2017 – 31 March 2018
Production of SPG on SUDS.		SPG not produced within 5 months of adopting the Plan.	SPG produced.	SPG adopted	SPG adopted
<p>Analysis: The Placemaking and Design SPG was adopted in September 2016. This SPG discusses SUDS approaches within an overall green infrastructure approach. The SPG can be viewed via the Council website:</p> <p>https://www.carmarthenshire.gov.wales/media/1213904/adopted-placemaking-design-spg-report.pdf</p>					
<p>Conclusion: Target achieved.</p>					
<p>Future steps to be taken (if necessary): The SPG will be updated as appropriate to respond to the implementation of Schedule 3 - mandatory requirement for Sustainable Drainage Systems (SuDS) on new developments. The outcome of the consultation on the draft Planning Policy Wales edition 10 together with any update of Technical Advice Note 15 will also be monitored.</p>					

Housing

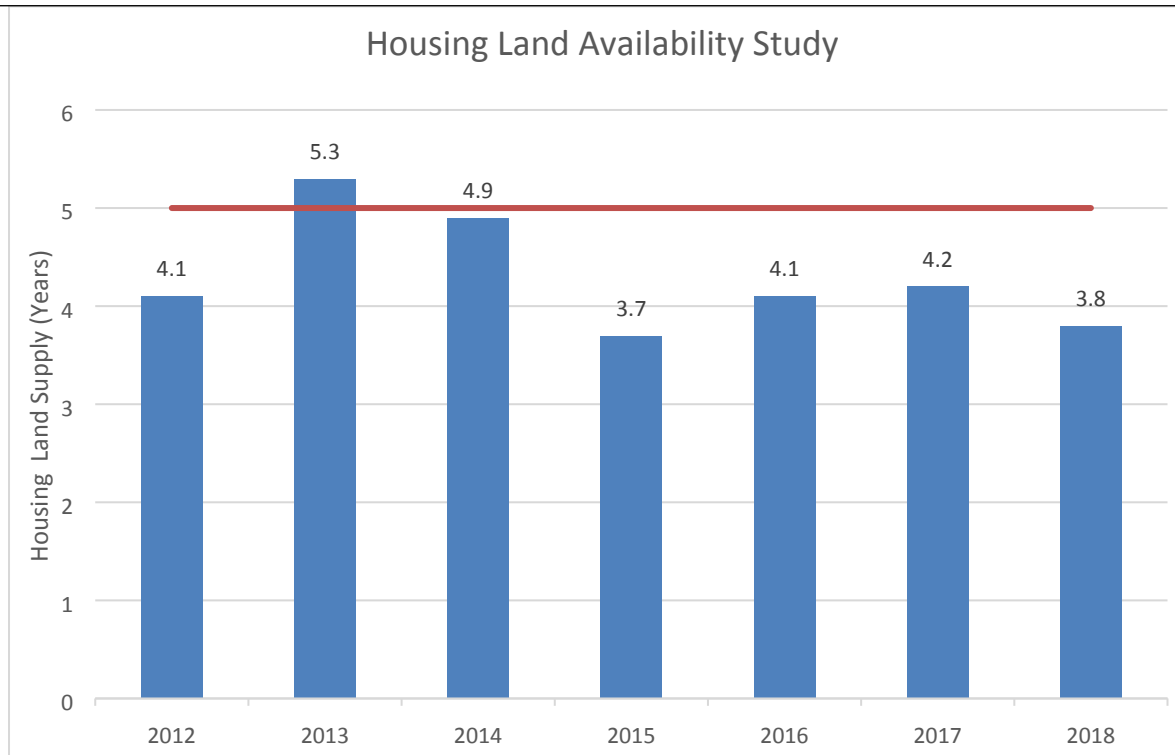
7 Monitoring Policy Target: Maintain a minimum 5 year housing land supply

Indicator	Annual / Interim Monitoring Target	Assessment trigger	Performance 1 April 2015 - 31 March 2016	Performance 1 April 2016 – 31 March 2017	Performance 1 April 2017 – 31 March 2018
The housing land supply taken from the current Housing Land Availability Study (TAN1).	Maintain a minimum 5 year housing land supply.	Housing land supply falling below the 5 year requirement.	4.1 years	4.2 years	3.8 years

Analysis:

The land supply calculations set out in the 2018 Joint Housing Land Availability Study shows that there is 3.8 years of housing land available, as of the 1st April 2018.

The 2015 Study was the first study to use the adopted LDP plan period as a basis for the residual calculation, and resulted in a 3.7 year supply. Since 2015 there has been an increase in the supply to 4.1 years in 2016 and 4.2 years in 2017, however 2018 saw a drop in supply to 3.8 years.

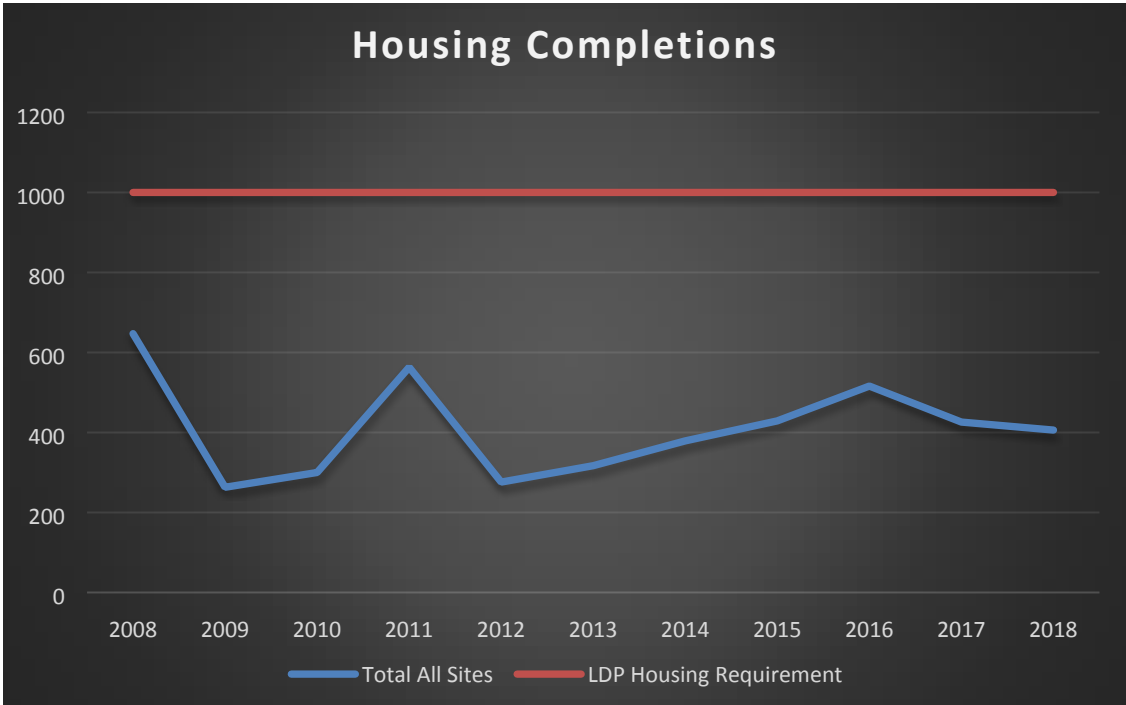


The target to maintain a 5 year supply in line with Technical Advice Note (TAN) 1 is not currently being met, and the reasons have not changed since previous AMRs:

- The housing and population projections undertaken as part of the LDP were high. TAN 1 (January 2015) states that the residual method calculation must now be used solely as the method of land supply calculation. The residual method compares the quantity of land agreed to be genuinely available with the remaining housing requirement in the adopted LDP. As the projections were high, the remaining housing requirement is also high, resulting in a lower than expected land supply. In the past, a comparison has been done with the past build rate method, if this method was still in use, the rate would be in excess of 5 years.

- Housing delivery has fallen generally over Wales in recent years, which has had an impact within Carmarthenshire. This can be put down partly to the economic recession and a slow market. Build rates on large sites have fallen slightly again this year but the general trend shows a general increase over the past few years, but have not peaked to the levels seen in 2008.

Large Site Completions since the LDP base date:										
2018	2017	2016	2015	2014	2013	2012	2011	2010	2009	2008
406	426	516	429	379	317	276	563	300	263	647



- Parts of Carmarthenshire are very rural and are characterised by a higher proportion of construction of small sites by individuals and local builders. The delivery and contribution of small sites to the study has only been monitored the past three years.

Small Site Completions	
2016	92
2017	92
2018	105

- The Council continue to believe that the land supply figure of 3.8 is not necessarily a true reflection of the amount of land genuinely available for development. In reality, there is a large amount of land potentially available than the figures represent due to the methodology prescribed in the forecasting of the land supply figures. These sites can be considered as potentially available as they have no physical constraints, but fall outside the five year classification as the site does not have a valid planning permission, or has permission subject to the signing of a S106 and has therefore fallen into Category 4. These sites could therefore be brought forward at short notice, however various conditions would need to change in order for this to occur.
- The impact of the requirement for additional S106 contributions for housing developments remains difficult to measure at this stage. The requirement, under Policy GP3 and set out in SPG, applies to all housing developments where viable. Undoubtedly, this has had an impact on the smaller developer and self-builder and this will be monitored over time.
- In order to encourage the deliverability of housing sites, contact has been made with landowners of allocated sites to explain that there is an expectation that allocated sites be delivered during the plan period. The letter also sought their intentions with developing the site and any barriers to development that they have encountered.

Conclusion:

The target of a 5 year housing land supply has not been met, however, there are a number of reasons for this, as set out above. Reference should also be made to the recommendations and conclusions of this AMR.

Tudalen 224

Future steps to be taken (if necessary):

The above indicator will be subject to ongoing monitoring. Reference is made to the preparation of the Revised LDP as endorsed by Council on 10th January 2018.

8 Monitoring Policy Target: Provide 15,197 dwellings by 2021

Indicator	Annual / Interim Monitoring Target	Assessment trigger	Performance 1 April 2015 - 31 March 2016	Performance 1 April 2016 - 31 March 2017	Performance 1 April 2017 - 31 March 2018
The number of dwellings permitted annually.	1,405 dwellings permitted annually.	20% +/- 2,810 dwellings permitted in the first two years after adopting the Plan.	1,483 dwellings.	584 dwellings	1,045 dwellings

Analysis:

The total number of dwellings permitted during the monitoring period is 1,045.

The number of dwellings permitted on large sites (>5 units) is 858 units. This is made up of 325 units granted as part of outline permission, and 535 units as part of reserved matters or full planning permission (2 of which are outline and reserved matters on the same site).

187 units were permitted on small sites (<5 units), 54 units were granted outline permission, and 134 units granted reserved matters or full planning permission (1 of which had outline and reserved matters on the same site).

For the avoidance of doubt, the contribution of units which have received both outline and detailed planning permission during the same AMR period have only been counted once to avoid double counting.

Conclusion:

With respect to the Assessment Trigger, 2,067 dwellings were permitted during the first two years of the Plan. As a result, the number of dwellings permitted fall outside the threshold allowance of 20%.

As a prompt in delivering on allocated sites, the LPA has contacted landowners, developers and agents to ascertain the progress of bringing forward allocated sites for development. Landowners, developers or agents were requested to provide additional information in respect of actions undertaken and intent with on-site delivery.

Future steps to be taken (if necessary):

Matters relating to site delivery will be considered as part of any future review into the LDP.

The LPA will undertake further engagement with landowners, developers and agents to progress the delivery of sites allocated within the LDP.

The above indicator will be subject to ongoing monitoring. Reference is made to the preparation of the Revised LDP as endorsed by Council on 10th January 2018.

9 Monitoring Policy Target: Provide 2,375 dwellings on windfall sites by 2021

Indicator	Annual / Interim Monitoring Target	Assessment trigger	Performance 1 April 2015 - 31 March 2016	Performance 1 April 2016 – 31 March 2017	Performance 1 April 2017 – 31 March 2018
The number of dwellings permitted on windfall sites.	186 dwellings permitted annually on windfall sites.	20% +/- 372 dwellings permitted on windfall sites in the first 2 years after adopting the Plan.	784 dwellings.	407 dwellings	284 dwellings

Analysis:

The target of 186 dwellings being permitted annually on windfall sites has been exceeded. A total of 284 units have been granted on both large (>5 units) and small sites (<5 units) during the monitoring period.

Windfall Sites (Large sites)

97 units have been granted on large sites; 7 units received outline permission and 90 units received reserved matters /full permission on 10 sites.

Windfall sites (Small Sites)

187 units have been permitted on small sites, 54 of these have received outline permission and 134 reserved matters / full permission. Of the 188 units which received planning permission, 1 unit has received both outline and detailed planning permissions during this monitoring period. For the avoidance of double counting, 1 unit has been removed from the overall total.

Windfall permissions have again reduced since last year. This may be due to the reduction in the number of UDP legacy sites with a valid permission coming forward. Small sites given permission remains to be higher than expected. Small sites have only not been monitored in the past 3 years, and it has been unclear whether the number of small site permissions is normal, or down to the transitional period moving from the UDP to the LDP. However, the numbers remain consistent in all three years: 199 (AMR 1); 199 (AMR2) and 187 (AMR3).

Conclusion:

The results from this AMR period has seen a reduction in the number of windfall sites being permitted. This may be due to the reduction in the number of UDP legacy sites with a valid permission coming forward. This is consistent with the conclusions set out in the first AMR.

Future steps to be taken (if necessary):

The above indicator will be subject to ongoing monitoring. Reference is made to the preparation of the Revised LDP as endorsed by Council on 10th January 2018.

10 Monitoring Policy Target: Provide a Gypsy and Traveller site to meet identified need within the Llanelli area

Indicator	Annual / Interim Monitoring Target	Assessment trigger	Performance 1 April 2015 - 31 March 2016	Performance 1 April 2016 – 31 March 2017	Performance 1 April 2017 – 31 March 2018
The number of Gypsy and Traveller pitches required.	Identify a Gypsy and Traveller site to meet identified need in the Llanelli area by 2016. Provide a Gypsy and Traveller site to meet identified need in the Llanelli area by 2017.	Failure to identify a site by 2016. Failure to provide a site by 2017.			
<p>Analysis: A site has not been identified between the AMR periods of 2017/2018.</p> <p>The GTAA has been reported to the Council's Executive Board on the 26th March 2018, where it was resolved to publish the report and that a site selection process be developed to meet any identified need.</p> <p>The Local Housing Authority, with support from the Local Planning Authority are now in discussions with the Gypsy and Traveller Community, in addition to undertaking a site identification process within the Llanelli area. A number of sites will in due course be subject to a feasibility appraisal. The findings of these assessment will feed into the early discussions of the Revised LDP 2018-2033.</p>					
<p>Conclusion: Consideration is being given to the site selection process in meeting the housing need as identified within the Gypsy and Traveller Accommodation Assessment (GTAA) report.</p>					

Future steps to be taken (if necessary):

The Local Authority will seek to identify and provide a new Gypsy and Traveller site. The provision and identification of a site will be further considered as part of the preparation of the Revised LDP.

11 Monitoring Policy Target: Monitor the need for Gypsy and Traveller transit sites

Indicator	Annual / Interim Monitoring Target	Assessment trigger	Performance 1 April 2015 - 31 March 2016	Performance 1 April 2016 – 31 March 2017	Performance 1 April 2017 – 31 March 2018
The annual number of authorised and unauthorised Gypsy and Traveller caravans in the County.	No Gypsy and Traveller site recorded in one settlement for 3 consecutive years.	1 unauthorised Gypsy and Traveller site recorded in one settlement for 3 consecutive years.			
<p>Analysis: The Council has introduced a new monitoring mechanism, in conjunction with WG to track and identify illegal transit encampments. In the AMR3 period, the new system indicated 9 encampments, with only two of those being authorised. The online system indicates that none of the encampments were for those in transit.</p> <p>Data inputted from the online system for the previous 18 months does not show a clear pattern of the same sites being used for those in transit. The Council will continue to monitor the situation and look to address any issues within the evidence base of the revised LDP 2018-2033.</p>					
<p>Conclusion: It is recommended at this stage that there is no need to provide a transit site in Carmarthenshire, however the Local Planning Authority along with colleagues from the Housing Division will continue to monitor the number of unauthorised encampments within the county, including its location and whether a single family group frequently reside at a particular location.</p>					
<p>Future steps to be taken (if necessary): The above indicator will be subject to ongoing monitoring. Reference is made to the preparation of the Revised LDP as endorsed by Council on 10th January 2018.</p>					

12 Monitoring Policy Target: 2,121 no. of affordable dwellings permitted by 2021

Indicator	Annual / Interim Monitoring Target	Assessment trigger	Performance 1 April 2015 - 31 March 2016	Performance 1 April 2016 – 31 March 2017	Performance 1 April 2017 – 31 March 2018
The number of affordable dwellings permitted.	226 affordable dwellings permitted in the first year of the Plan after adoption. 452 dwellings permitted in the first 2 years of the plan after adoption.	20% +/- 452 affordable dwellings not permitted in the first 2 years of the Plan after adoption.	217.3 units.	101 units	216.4 units

Analysis:

Housing Allocations	
Type of Permission	Number of Affordable Units
Outline Permissions (with indicative numbers)	28.4
Outline Permissions (with numbers specified)	0
Full Planning and Reserved Matters	161
Total	189.4

Windfall Sites (large sites)	
Type of Permission	Number of Affordable Units
Outline Permissions (with indicative numbers)	1
Outline Permissions (with numbers specified)	0
Full Planning and Reserved Matters	19
Total	20

Windfall Sites (Small sites)	
Type of Permission	Number of Affordable Units
Key Worker / Rural Enterprise Dwellings / Live Work . One Planet Development	4
Local Need	3
Total	7

Outline or Detailed Permission with a UU for affordable housing (£ per square metre basis)	54 units
--	----------

Outline Permissions with Commuted Sum Agreed	No permissions
Full Planning or Reserved Matters Permission with a commuted sum contribution paid / to be paid	£ £888,628 within 55 applications

AMR3 shows a marked difference in the make-up of affordable housing being granted within the County, with a big increase in the numbers on allocation sites (5.2 up to 189.4), whilst the numbers on windfall sites has decreased from 88.8 down to 20 units. Policy target 14 shows the large scale developments within the Llanelli area being granted planning permission which plays a significant role in the number reversal.

In total, 209.4 affordable units have been granted planning permission. It is important to note the potential duplication of the number of affordable units from previous years such as outline permission to detailed permission, however, in AMR3 it is important to acknowledge the 180 affordable units that have been granted on detailed schemes – up from 72 units in AMR2.

Commuted Sum payments

AMR3 indicates an increase in the number of outline planning permissions which have a Unilateral Undertaking –54 units, up from 45 units in AMR 2. In addition, the number of detailed applications where the commuted sum contribution has been calculated has risen from £662,711.81 to £888,628.

Conclusion:

The number of affordable units being approved has been a significant increase in AMR3 with a number of larger housing allocations within the Llanelli being granted full planning permission. These permissions are expanded upon under Policy Target 14. It should be noted that a number of these permissions relate to Reserved Matters, therefore there may be instances where the outline permissions were considered in previous AMRs. It is positive to note large increase of detailed permissions on housing allocation sites which gives an indications of sites coming forward for development.

With regard to small sites and commuted sum contributions received, this AMR period has seen an increase of £225,917 from sites with reserved matters or detailed permissions from AMR2. This sum can be used to support the delivery of affordable housing. Planning services are assisting colleagues in the LHA to maximise opportunities for affordable housing through the financial contributions collected.

Future steps to be taken (if necessary):

The Forward Planning Section is working closely with internal colleagues from Regeneration and Policy and Housing to assist in the marketing and disposal of Council owned sites which includes potential for additional affordable housing provision.

The above indicator will be subject to ongoing monitoring. Reference is made to the preparation of the Revised LDP as endorsed by Council on 10th January 2018.

13 Monitoring Policy Target: Affordable Housing targets to reflect economic circumstances

Indicator	Annual / Interim Monitoring Target	Assessment trigger	Performance 1 April 2015 - 31 March 2016	Performance 1 April 2016 – 31 March 2017	Performance 1 April 2017 – 31 March 2018
Affordable Housing percentage target in Policy AH1.	Target to reflect economic circumstances.	Should average house prices increase by 5% above the base of 2013 levels sustained over 2 quarters then the Authority may conduct additional viability testing and modify the targets established in Policy AH1.			

Analysis:

	Based on sales only			
	Mean	Lower Quartile	Upper Quartile	90th percentile
Apr 2017	150,522	92,666	177,333	261,000
May 2017	153,155	95,000	179,000	261,000
Jun 2017	152,179	96,666	179,000	251,000
Jul 2017	153,944	96,666	182,333	251,666
Aug 2017	153,422	96,666	185,000	258,333
Sep 2017	157,186	96,666	191,650	271,666
Oct 2017	158,814	100,000	194,150	270,000
Nov 2017	162,815	100,000	200,816	276,666
Dec 2017	161,881	99,666	195,833	276,666
Jan 2018	159,449	95,666	188,000	275,000
Feb 2018	151,261	95,000	175,500	255,000
Mar 2018	146,068	92,666	170,500	250,666

The table above identifies the average sales values on a monthly basis since the start of this AMR period.

The mean value based on sales only for the entire year comes to £155,058. The figures highlighted in AMR 2 for the period 16/17 identified a mean sales only figure of £149,859, whilst AMR 1 identified a mean sales only figure of £143,003. On a year by year basis, the mean value falls within the 5% limit whilst the data does not show any significant correlation in increasing house prices per quarter based on sales values only.

Background evidence will be collected to inform the future affordable housing targets for the revised LDP.

Conclusion:

The information above provides a basic figure for analysis based only on sales values within the County. Further detailed information will be provided as and when housing market data is available.

Future steps to be taken (if necessary):

The Local Planning Authority will continue to monitor various statistical evidence associated with house prices on a quarterly basis in order to fully inform the requirements of the policy target.

This policy target can also be analysed against Policy Target 14, which looks at the percentage of affordable housing being achieved on all housing allocations and large windfall sites within the County.

The above indicator will be subject to ongoing monitoring. Reference is made to the preparation of the Revised LDP as endorsed by Council on 10th January 2018.

14 Monitoring Policy Target: Affordable dwellings to be permitted on housing allocations per sub-market areas as follows:

- Llandovery, Llandeilo and North East Carmarthenshire
- St Clears and Rural Hinterland
- Carmarthen and Rural
- Newcastle Emlyn and Northern Rural Area
- Kidwelly, Burry Port, Pembrey and Lower Gwendraeth Valley
- Llanelli
- Ammanford / Cross Hands and Amman Valley

Indicator	Annual / Interim Monitoring Target	Assessment trigger	Performance 1 April 2015 - 31 March 2016	Performance 1 April 2016 – 31 March 2017	Performance 1 April 2017 – 31 March 2018
The number of affordable dwellings permitted on housing allocations per sub-market area.	The proportion of affordable dwellings permitted on residential allocations should be in accordance with Policy AH1 as follows:	The proportion of affordable dwellings permitted on residential allocations not in accordance with Policy AH1.			
	<ul style="list-style-type: none"> • Llandovery, Llandeilo and North East Carmarthenshire – 30% 				

	• St Clears and Rural Hinterland – 30%	• W/35037 – Land adjacent to Spring Gardens, Whitland			• 24.2% affordable units
	• Carmarthen and Rural 30%				
	Carmarthen West (20%)				
	• Newcastle Emlyn and Northern Rural Area – 20%				
	• Kidwelly, Burry Port, Pembrey and Lower Gwendraeth Valley – 20%				
	• Llanelli – 20%	<ul style="list-style-type: none"> • S/33342, Land at Genwen Farm, Llanelli (GA2/h45, GA2/h46) • S/36519 – The Maltings (Former Buckleys Brewery Site, Llanelli) (GA2/h4). • S/36679 – Land at Maes y Bryn, Penllwyngwyn Road, Bryn • S/36707 – Land off Frondeg Terrace, Llanelli, SA15 1QB 			<ul style="list-style-type: none"> • 20.4% affordable units • 100% affordable site • 100% affordable site • 100% affordable site
	• Ammanford / Cross Hands and Amman Valley – 10%	E/36672 – Land adjacent to 66 Wind Street, Ammanford			• 100% affordable units.

<p>Analysis:</p> <p>The analysis above provides an indication of the increase in the land take up by Registered Social Landlords, with 4 of the 6 allocations which were granted planning permission in AMR3 being for 100% affordable housing. With regard to the other 2 allocated sites with an element of affordable housing, Genwen Farm, Bryn was granted reserved matters with 20.4% of the units being affordable. This is slightly above the target of 20% within the Llanelli area. Genwen Farm's affordable housing contribution was also considered in a previous AMR as an outline permission, however, the figures within this AMR consider actual units on site, as it is currently under construction.</p> <p>The only other housing allocation site granted planning permission is the Land adjacent to Spring Garden, Whitland where 24.2% of the 70 units are to be affordable.</p> <p>In considering the three AMRs which have been published, it has shown that some of the submarkets areas such as those in the North and North East have seen very minimal planning permissions / development, which has resulted in minimal numbers of affordable housing being granted and delivered.</p>					
<p>Conclusion:</p> <p>For sites which have been granted planning permission during AMR3, the percentage target for affordable housing has been relatively successful, with the monitoring policy target aligning closely with the planning permissions being granted. With sites also being developed by Registered Social Landlords, this will increase the number of affordable units being developed within the County.</p>					
<p>Future steps to be taken (if necessary):</p> <p>The above indicator will be subject to ongoing monitoring. Reference is made to the preparation of the Revised LDP as endorsed by Council on 10th January 2018.</p>					

Economy and Employment

15 Monitoring Policy Target: 111.13ha of employment land allocated by Policy SP7 is developed over the Plan period

Indicator	Annual / Interim Monitoring Target	Assessment trigger	Performance 1 April 2015 - 31 March 2016	Performance 1 April 2016 – 31 March 2017	Performance 1 April 2017 – 31 March 2018
<p>Permissions granted for development on employment land listed in Policy SP7.</p> <p>Permissions for, or availability of, on site or related infrastructure which facilitates delivery of employment sites (ha) as listed in Policy SP7.</p>	<p>25% of employment land allocated by Policy SP7 either attains planning permission or is available for development within the first 2 years of the Plan after adoption.</p> <p>For the purposes of monitoring employment land, 'available' shall be taken to indicate that the sites either benefit from planning consent or the availability of on site or related infrastructure to facilitate development.</p>	<p>Less than 25% of employment land allocated by Policy SP7, with an additional variance of 20% under the target figure to allow for flexibility, is permitted or available within 2 years of adoption. Annual narrative to describe progress towards delivery.</p>	<p>90% of the annual/interim monitoring target has been met.</p>	<p>98% of the annual/interim monitoring target has been met.</p>	<p>Target already met in the second AMR. Further progress in third AMR.</p>

Analysis:

The monitoring policy target relates to the amount of employment land that has been permitted or has become available within two years of adoption. At the time of publication of the first AMR in 2016, two years had not passed since adoption, so it was difficult to make an accurate assessment of this target. Nevertheless, it was found that almost 90 % of the annual / interim monitoring target for the first two years had already been met by this time.

During this AMR period, further land on employment allocations received planning permission for employment activities – amounting to **2.71ha**. Combining this with the total amount of land already with planning permission or available for development, the figure rises from 27.35ha within last year's AMR to **30.06ha** for the 17/18 monitoring period.

The monitoring target set out in the LDP (25% of employment land allocated by Policy SP7 either attains planning permission or is available for development within the first 2 years of the Plan after adoption) was met within AMR 2 in 2017 (taking into account the additional variance of 20% under the target to allow for flexibility). The further land take up during the period for the third AMR is evidence of the continued deliverability of the sites allocated for employment use in the LDP.

Conclusion:

Clear progress has been made; further monitoring and reporting will be undertaken in subsequent AMRs and as part of the LDP Review.

Future steps to be taken (if necessary):

The above indicator will be subject to ongoing monitoring. Reference is made to the preparation of the Revised LDP as endorsed by Council on 10th January 2018.

16 Monitoring Policy Target: Produce SPG on Rural Enterprise

Indicator	Annual / Interim Monitoring Target	Assessment trigger	Performance 1 April 2015 - 31 March 2016	Performance 1 April 2016 – 31 March 2017	Performance 1 April 2017 – 31 March 2018
Production of SPG.		SPG not produced within 9 months of adopting the Plan.	SPG produced.	SPG adopted	SPG adopted
<p>Analysis: The Rural Development SPG was adopted in September 2016.</p> <p>The adopted SPG is available via the following link: https://www.carmarthenshire.gov.wales/media/1213903/adopted-rural-development-spg-report.pdf</p>					
<p>Conclusion: The target has been achieved.</p>					
<p>Future steps to be taken (if necessary): The above indicator will be subject to ongoing monitoring. Reference is made to the preparation of the Revised LDP as endorsed by Council on 10th January 2018.</p>					

Retail

- 17 Monitoring Policy Target: To ensure that vacancy rates within the Primary and Secondary Retail Frontage areas of the Growth Area towns do not increase to a level that would adversely impact on the vitality of those centres.**

Indicator	Annual / Interim Monitoring Target	Assessment trigger	Performance 1 April 2015 - 31 March 2016	Performance 1 April 2016 – 31 March 2017	Performance 1 April 2017 – 31 March 2018
Annual vacancy rates of commercial properties within the Primary and Secondary Retail Frontage areas of the Growth Area towns.	Vacancy rates of commercial properties in the town centres of Carmarthen, Ammanford and Llanelli.	Monitor for information.			

Analysis:

The Council as part of its retail monitoring activity beyond this AMR, recognises the need to understand and track changing retail activities at both a county and local centre level. With this in mind, the Council produced an updated Carmarthenshire Retail Study 2015 which is available on the Council's website.⁴ This update builds on the previous 2009 Study and reflects the latest data and information on retail across the County in terms of both convenience (food retail) and comparison (non-food retail). The study updates the assessment of quantitative need for retail floor space throughout the remainder of the LDP period through to 2021. Town Centre retail surveys are also undertaken to ascertain current and changing activity in the defined town centres which include tracking vacancy levels and the proportion of non-retail uses. The vacancy rates are identified below by settlement and by the Primary and Secondary Frontage area:

⁴ <https://www.carmarthenshire.gov.wales/media/3686/2015-retail-study-update-carms-retail-study-update-english-new-cover.pdf>

	Primary Frontage		Secondary Retail Frontage	
	Total Units	Vacant Units (%)	Total Units	Vacant Units (%)
Carmarthen	164	18 units (11%)	128	13 units (10.2%)
Llanelli	85	14 (16.5%)	104	10 units (9.6%)
Ammanford	42	2 units (4.8%)	52	5 units (9.6%)

Carmarthen

The Town Centre of Carmarthen continues to exhibit a relatively low vacancy level which in itself raises no specific concerns, however, the increase in vacancy levels exhibited in this AMR will need careful monitoring in moving forward in order to ascertain whether this is an ongoing trend or simply an anomaly at the time of collecting the data.

Carmarthen Business Improvement District (BID) steering group plans to set up a new BID in Carmarthen and are gathering pace with a view to holding a Ballot later this Autumn. Should the ballot be successful, collection of the BID levy is expected to commence in April 2019.

The Carmarthen BID steering groups business plan identifies a number of pledges including:

- Improving business profitability
- Improving the profile of the town
- Improving the parking experience
- Improving the look of the town

Ammanford

As a retail centre Ammanford is notably smaller than those of either Carmarthen or Llanelli, but it does nonetheless fulfil an important retail function. The vacancy levels as shown above are low, however, experience over recent years indicates a town centre which is susceptible to regular turnover of occupancy. The data outlined above notes that the vacancy level within the primary frontage has remained at the same low level, whilst the vacancy level in the secondary frontage seems to have improved slightly. Whilst not captured at the point of survey, there have since 31st March 2018 been a number of new vacant units - a position which will require careful monitoring in moving forward.

A town centre task force has been established including representation from the Council, traders and local businesses to address and consider and potential regeneration and viability issues in relation to the town.

Llanelli Town Centre

It is noted that within the Llanelli context, a number of 'hot spots' exist where vacancy has been an ongoing issue. Such areas are however the target of ongoing Council driven regeneration initiatives. In this respect, the Council has been successful in securing funding through the Welsh Government's Vibrant and Viable Places which has introduced a new regeneration fund with 3 key priorities for targeted investment:

- Town centres serving 21st Century towns;
- Coastal communities; and,
- Communities First clusters.

As part of the successful Vibrant and Viable Places £1 million was secured, along with circa £1.12 million also available through a successful bid for Pipeline funding and Council contributions. This has seen 7 properties purchased with 1 renovated with its retail floor space occupied and 2 where works have commenced. The occupied retail unit has proved successful linking into the deprivation aspects of the Vibrant and Viable Places agenda, with links to Communities First and the Steps Projects offering experience and opportunities within the community.

As a further response to the issues affecting Llanelli town centre and the recognition of the impact of both Parc Trostre and Parc Pemberton, In this respect AMR1 highlighted the consideration being given to identifying a Local Development Order (LDO) within Llanelli Town Centre.

AMR 3 has seen significant progress being achieved in relation to the introduction of a LDO for Llanelli Town Centre. If adopted, the LDO will grant conditional planning permission for specified uses in ground and upper-floor units. It is envisaged that the LDO, in permitting a wide range of

compatible uses without the need for planning permission, will help to increase occupancy levels and footfall in the town centre. A full public consultation was completed during AMR3 on the Draft LDO along with a Strategic Flood Consequence Assessment, Environmental Impact Assessment, Habitats Regulations Assessment and Equalities Impact Assessment. It is anticipated that the LDO will be adopted by Council in September 2018.

A Business Improvement District (BID) has been established within Llanelli town centre. Known as Ymlaen Llanelli, it is led by town centre businesses and aims to give businesses a stronger more collaborative voice and the power to lead change for the town centre.

Among its objectives the BID area will seek to:

- Improve access and parking in the town centre;
- Market Llanelli's distinctive assets and change perceptions;
- Advance safety and cleanliness; and
- Increase retail vibrancy and strengthen the business community.

Furthermore, a Task Force is currently in place with representatives from the Council, traders, Ymlaen Llanelli, community groups etc to look at in progress improvements in relation to the town centre.

Conclusion:

The retail position in terms of vacant units within the three identified centres whilst positive in relation to these monitoring outcomes nonetheless reflect the clear differential in terms of their scale and function.

- In this respect, Carmarthen Town represents an important regional retail centre offering a broad retail offer ranging from major high street names through to local provision and exhibits a relatively low vacancy rate, however, the recent increase in vacancy level will require ongoing monitoring to establish whether any active intervention would be beneficial.
- Llanelli has however experienced a change in its town centre offer, but has attracted significant regeneration investment in recent years and there are corporate, political and business initiatives in place as part of its regeneration. It is however recognised that careful monitoring is required and a responsive approach through a potential LDO remains a considered option.

• Ammanford, whilst retaining a number of high street names with a range of local retailers, also indicated a low vacancy rate. However it has in recent years experienced a turnover in occupancy and as a consequence in order to ensure its ongoing vitality and viability, ongoing close monitoring will be necessary.

Future steps to be taken (if necessary):

Progress the Llanelli LDO towards adoption during AMR 4

To participate in forums and regeneration led initiatives aimed at ensuring that the vitality and viability in town centres is enhanced.

The above indicator will be subject to ongoing monitoring. Reference is made to the preparation of the Revised LDP as endorsed by Council on 10th January 2018.

18 Monitoring Policy Target: Maintain the integrity of the Primary Retail Frontage.

Indicator	Annual / Interim Monitoring Target	Assessment trigger	Performance 1 April 2015 - 31 March 2016	Performance 1 April 2016 – 31 March 2017	Performance 1 April 2017 – 31 March 2018
Proportion of units in A1 retail use located in the Primary Retail Frontage as designated by Policy RT2.	65% or more of units within the Primary Retail Frontage are in A1 use.	Less than 65% of units within the Primary Retail Frontage are within A1 use with an additional variance of 10% under the target figure to allow for flexibility.			

Analysis:

The Council as part of its retail monitoring regime beyond this AMR recognises the need to understand and track changing retail activities at both a County and local centre perspective. With this in mind the Council produced an updated Carmarthenshire Retail Study 2015 which is available on the Council's website⁵. This update builds on the previous 2009 Study and reflects the latest data and information on retail across the County in terms of both convenience (food retail) and comparison (no-food retail). The study updates the assessment of quantitative need for retail floor space throughout the remainder of the LDP period through to 2021.

Town Centre retail surveys are also undertaken to ascertain current and changing activity in the defined town centres - key components of which include tracking vacancy levels and the proportion of non-retail uses within the defined centres.

The proportion of units in non-A1 retail use by Primary and Secondary Frontage areas are set out below. The details in relation to secondary frontage are included for completeness:

⁵ <https://www.carmarthenshire.gov.wales/media/3686/2015-retail-study-update-carms-retail-study-update-english-new-cover.pdf>

	Primary Frontage		Secondary Retail Frontage	
	Total Units	Non A1 (%)	Total Units	Non A1 (%)
Carmarthen	164	46 units (28%)	128	42 units (32.8%)
Llanelli	85	26 units (30.6%)	104	38 units (36.5%)
Ammanford	42	12 units (28.6%)	52	15 units (28.8%)

Note: The above table excludes use classes within units vacant at the time of survey.

In considering the above, it is clear that that the integrity of the Primary Retail Frontage is being maintained across the three designated centres. In this respect the trigger point has not been reached. The Council however, will continue to monitor the respective condition of its retail centres. Reference is made to the commentary set out above for the policy target in relation to vacancy levels within Primary and Secondary Retail Frontages. In this respect, the Council will respond as appropriate to those centres where evidence indicates there is a pressure on their vitality and viability.

It is noted that Llanelli has experienced a significant change in retail terms. This has predominantly emerged as a result of the out of town retail developments at Parc Trostre and Parc Pemberton. It is however noted that whilst both the Primary and Secondary frontages perform relatively well in proportional terms for non-retail activity, there are a number of areas where A1 retail is the predominant activity. This is typified by the Elli Centre where there is limited non retail. It is clear that localised issues in terms of greater non retail provision have emerged notably within the primary frontage which when accompanied by high vacancy levels requiring careful ongoing consideration.

AMR 3 has seen significant progress being achieved in relation to the introduction of a LDO for Llanelli Town Centre. If adopted, the LDO will grant conditional planning permission for specified uses in ground and upper-floor units. It is envisaged that the LDO, in permitting a wide range of compatible uses without the need for planning permission, will help to increase occupancy levels and footfall in the town centre. A full public consultation was completed during AMR3 on the Draft LDO along with a Strategic Flood Consequence Assessment, Environmental Impact Assessment, Habitats Regulations Assessment and Equalities Impact Assessment. It is anticipated that the LDO will be adopted by the Council in September 2018. This will mean that Carmarthenshire will be the second Local Planning Authority in Wales to introduce an LDO.

Furthermore, a Task Force is currently in place with representative from the Council, traders, Ymlaen Llanelli, community groups etc to look at in progress improvements in relation to the town centre.

Conclusion:

Llanelli Town Centre

The retail position within the three identified centres remains positive.

- Carmarthen Town represents an important regional retail centre offering a broad retail offer ranging from major high street names through to local provision and exhibits strong A1 retail provision.
- Llanelli has however experienced a change in its town centre offer, but has attracted significant regeneration investment in recent years and there are corporate, political and business initiatives in place as part of its regeneration. It is however recognised that careful monitoring is required and a responsive approach through a potential LDO remains in progress.
- Ammanford, whilst retaining a number of high street names with a range of local retailers has in recent years experienced a turnover in occupancy and as a consequence in order to ensure its ongoing vitality and viability, close monitoring will become necessary.

Future steps to be taken (if necessary):

Progress the Llanelli LDO towards adoption.

To participate in forums and regeneration led initiatives aimed at ensuring that the vitality and viability in town centres is enhanced.

The above indicator will be subject to ongoing monitoring. Reference is made to the preparation of the Revised LDP as endorsed by Council on 10th January 2018.

Transport

19 Monitoring Policy Target: To implement the road schemes identified in Policy SP9

Indicator	Annual / Interim Monitoring Target	Assessment trigger	Performance 1 April 2015 - 31 March 2016	Performance 1 April 2016 – 31 March 2017	Performance 1 April 2017 – 31 March 2018
Progress towards implementing the road schemes identified in Policy SP9 in accordance with delivery timetables.	Implementation in accordance with delivery timetables.	The road schemes identified in Policy SP9 are not delivered in accordance with delivery timetables.	Progress has been made on the implementation of the schemes listed in Policy SP9 which are within the control of the Local Authority.	Progress has been made on the implementation of the schemes listed in Policy SP9 which are within the control of the Local Authority.	Progress has been made on the implementation of the schemes listed in Policy SP9 which are within the control of the Local Authority.
<p>Analysis: Significant progress continues to be made in the implementation of the schemes listed within Policy SP9. In this respect the Cross Hands Economic Link Road has been implemented and is open to traffic. The Carmarthen West Link Road having obtained planning permission remains under construction.</p> <p>It is not proposed to measure the success in relation to the implementation of the policy in terms of the identified Welsh Government Improvements as they are matters outside the control of the Local Planning Authority. This framework will however continue to monitor their progress towards implementation particularly with a view to the timescales indicated.</p>					
<p>Conclusion: Progress has been made on the implementation of the schemes listed in Policy SP9 which are within the control of the Local Authority.</p>					

Future steps to be taken (if necessary):

Monitor the progress of the Welsh Government Improvements.

The above indicator will be subject to ongoing monitoring. Reference is made to the preparation of the Revised LDP as endorsed by Council on 10th January 2018.

20 Monitoring Policy Target: To implement the cycle schemes identified in Policy TR4

Indicator	Annual / Interim Monitoring Target	Assessment trigger	Performance 1 April 2015 - 31 March 2016	Performance 1 April 2016 - 31 March 2017	Performance 1 April 2017 - 31 March 2018
Progress towards implementing the cycle schemes identified in Policy TR4.	Implementation in accordance with delivery timetables by 2021.	Non implementation of the cycle schemes identified in the Local Transport Plan and forthcoming Local Transport Plan. If finance has not been secured for a project by first plan review.			

Analysis:

The following provides an update on progress in relation to the 3 cycle schemes identified within Policy TR4:

- Towy Valley – A planning permission has been granted for the western section of the cycleway from Abergwili to Nantgaredig and Works have commenced. A planning application for the section from Nantgaredig to Llandeilo is currently being prepared for submission in due course.
- Amman Valley Cycleway – The main infrastructure works are substantively complete with the exception of a small section at Brynamman. Ongoing work will relate to signage, marketing and branding.
- Whitland to Llanglydwen – There are currently no programmed proposals to proceed with this route.

Conclusion:

Progress has been made on the implementation of the schemes listed in Policy TR4.

Future steps to be taken (if necessary):

Continue to monitor the final implementation of the two schemes currently being delivered.

The above indicator will be subject to ongoing monitoring. Reference is made to the preparation of the Revised LDP as endorsed by Council on 10th January 2018.

Further consideration will be given to inclusion and/or the delivery of the Whitland to Llanglydwen route as part of the Revised LDP.

Minerals

21 Monitoring Policy Target: Maintain a minimum aggregate landbank of 10 years for hard rock

Indicator	Annual / Interim Monitoring Target	Assessment trigger	Performance 1 April 2015 - 31 March 2016	Performance 1 April 2016 – 31 March 2017	Performance 1 April 2017 – 31 March 2018
Aggregates landbank for Carmarthenshire County Council.	To maintain a minimum 10 year landbank of hard rock.	Less than 10 years hard rock landbank.	The current hard rock landbank for Carmarthenshire is 55 years.	The current hard rock landbank for Carmarthenshire is at least 68 years.	Target met: The current hard rock landbank for Carmarthenshire is at least 71 years.
<p>Analysis: A landbank is a stock of planning permissions for the winning and working of minerals. It is composed of the sum of all permitted reserves at active and inactive sites at any given point in time for a given area. For the purposes of commercial stability, the aggregates industry requires a proven and viable landbank. MTAN 1: Aggregates requires that a minimum 10 year landbank of hard rock should be maintained, this has been mirrored in the LDP monitoring target.</p> <p>The latest, best available data agreed by the Mineral Products Association and the Local Minerals Planning Authority indicates that the current crushed rock landbank for Carmarthenshire is 73 years using the average of the last 3 years production data and 71 years using the average of the last 10 years production data. Therefore Carmarthenshire has at least 71 years of hard rock supply. This is well above the figure considered necessary in the monitoring target.</p>					
<p>Conclusion: The data indicates that the monitoring Policy Target is being met and therefore no further action is required.</p>					

Future steps to be taken (if necessary):

The above indicator will be subject to ongoing monitoring. Reference is made to the preparation of the Revised LDP as endorsed by Council on 10th January 2018.

22 Monitoring Policy Target: Maintain a minimum aggregate land bank of 7 years for sand and gravel

Indicator	Annual / Interim Monitoring Target	Assessment trigger	Performance 1 April 2015 - 31 March 2016	Performance 1 April 2016 – 31 March 2017	Performance 1 April 2017 – 31 March 2018
Combined aggregates landbank for Carmarthenshire County Council with neighbouring authorities of PCC, PCNP & Ceredigion CC.	To maintain a minimum 7 year landbank of sand and gravel.	Less than 7 years sand and gravel landbank.	The current combined S&G Landbank for Carms CC, Ceredigion CC, PCC & PCNPA is 18 years.	The current combined S&G Landbank for Carms CC, Ceredigion CC, PCC & PCNPA is at least 17 years.	Target met: The current combined S&G Landbank for Carms CC, Ceredigion CC, PCC & PCNPA is at least 14 years.
<p>Analysis: MTAN 1: Aggregates requires that a minimum 7 year landbank of sand and gravel should be maintained, this has been mirrored in the LDP monitoring target. The apportionments and allocations for land-based sand & gravel within Carmarthenshire have been combined with Pembrokeshire, the Pembrokeshire Coast National Park and Ceredigion.</p> <p>The latest best available data agreed by the Mineral Products Association and the Local Minerals Planning Authority for the combined Sand & Gravel landbank is for 31.12.2016. The combined landbank is 15 years based on 3 years production average and 14 years based on 10 year production average. This is well above the figure considered necessary in the monitoring target.</p>					
<p>Conclusion: The data indicates that the monitoring Policy Target is being met and therefore no further action is required as a consequence of this AMR.</p>					
<p>Future steps to be taken (if necessary): The above indicator will be subject to ongoing monitoring. Reference is made to the preparation of the Revised LDP as endorsed by Council on 10th January 2018.</p>					

23 Monitoring Policy Target: No permanent, sterilising development will be permitted within mineral buffer zones (except in circumstances set out in MPPW).

Indicator	Annual / Interim Monitoring Target	Assessment trigger	Performance 1 April 2015 - 31 March 2016	Performance 1 April 2016 – 31 March 2017	Performance 1 April 2017 – 31 March 2018
Number of planning permissions for permanent, sterilising development permitted within a mineral buffer zone.	No permanent, sterilising development will be permitted within a mineral buffer zone contrary to Policy MPP2.	5 permanent, sterilising developments permitted within a mineral buffer zone contrary to Policy MPP2 over 3 consecutive years.	No sites contrary to Policy MPP2.	No sites contrary to Policy MPP2.	Target met: No sites contrary to Policy MPP2.

Analysis:

In the monitoring period for AMR 3, 16 planning permissions were granted on land situated within the buffer zones of extant mineral sites, as set out on the LDP Proposals Maps. None of the permissions were deemed to be 'permanent, sterilising' developments. The developments included:

- Proposed extension of residential curtilage to include a garden with detached outbuilding;
- Extensions to existing buildings;
- Non-material amendments to existing planning permissions;
- Variations of conditions on existing planning permissions;
- Planning permissions associated with existing working quarries;
- New dwellings with existing residential properties located between the proposal and the quarry;
- Replacement farmhouse.

Conclusion:

No action required as a consequence of this AMR.

Future steps to be taken (if necessary):

The above indicator will be subject to ongoing monitoring. Reference is made to the preparation of the Revised LDP as endorsed by Council on 10th January 2018.

24 Monitoring Policy Target: No permanent, sterilising development will be permitted within a mineral safeguarding area (except in circumstances set out in Policy MPP3).

Indicator	Annual / Interim Monitoring Target	Assessment trigger	Performance 1 April 2015 - 31 March 2016	Performance 1 April 2016 – 31 March 2017	Performance 1 April 2017 – 31 March 2018
Number of planning permissions for permanent, sterilising development permitted within a mineral safeguarding area.	No permanent, sterilising development will be permitted within a mineral buffer zone contrary to Policy MPP3.	5 permanent, sterilising developments permitted within a mineral buffer zone contrary to Policy MPP3 over 3 consecutive years.	No sites contrary to Policy MPP3.	No sites contrary to Policy MPP3.	Target met: No sites contrary to Policy MPP3

Analysis:

Whilst a number of developments were granted planning permission in mineral safeguarding areas, none of these were deemed to be 'permanent, sterilising' developments that would prevent the resource being extracted in the future (if indeed the resource was required to be extracted and it was environmentally acceptable to do so). The developments that were granted planning permission in mineral safeguarding areas fall into the following categories:

- Temporary developments (e.g. touring caravan/glamping sites);
- Agricultural developments (e.g. modern agri-buildings such as steel barns);
- Prior notifications, planning permissions not required (telecoms, forestry, agriculture, demolition);
- Individual dwellings within hamlets or small residential clusters without development limits;
- Alterations / extensions or change of use of existing buildings;
- Individual dwellings within small settlements with development limits;
- Developments on land within 200m of residential areas;
- Permissions associated with extant mineral sites.

Tudalen 264

Conclusion:

No action required as a consequence of this AMR.

Future steps to be taken (if necessary): The above indicator will be subject to ongoing monitoring. Reference is made to the preparation of the Revised LDP as endorsed by Council on 10th January 2018.

25 Monitoring Policy Target: Consider prohibition orders on dormant mineral sites not likely to be worked in the future

Indicator	Annual / Interim Monitoring Target	Assessment trigger	Performance 1 April 2015 - 31 March 2016	Performance 1 April 2016 – 31 March 2017	Performance 1 April 2017 – 31 March 2018
Number of prohibition orders issued on dormant sites.	Ensure that those dormant sites deemed not likely to be re-worked in the future (as part of the annual review) are served with prohibition orders within 12 months.	LPA fails to serve prohibition orders on sites that are deemed not likely to be re-worked in the future.			
<p>Analysis: As part of its annual review, the Minerals Planning Authority monitors dormant sites and those that it considers not likely to be re-worked in the future are served with prohibition orders. The Authority has Executive Board Member authorisation to serve 5 Prohibition Orders. An outstanding issue concerning one of the sites has now been resolved and it is anticipated that the 5 Orders will be served in 2018.</p>					
<p>Conclusion: Whilst this Monitoring Policy Target has not strictly been met, the ongoing consideration of dormant sites and the authorisation provided by the Council to serve Prohibition Orders on 5 sites [and their anticipated issue in 2018] is considered sufficient. No further action other than continued monitoring is required.</p>					

Tudalen 266

Future steps to be taken (if necessary):

The Mineral Planning Authority to continue with the assessment of dormant sites as part of the annual review process and to feed the information through as part of the LDP monitoring. The above indicator will be subject to ongoing monitoring. Reference is made to the preparation of the Revised LDP as endorsed by Council on 10th January 2018.

Renewable Energy

26 Monitoring Policy Target: To increase the amount of energy produced in the County from renewable sources

Indicator	Annual / Interim Monitoring Target	Assessment trigger	Performance 1 April 2015 - 31 March 2016	Performance 1 April 2016 – 31 March 2017	Performance 1 April 2017 – 31 March 2018
Permitted capacity of renewable electricity and heat projects within the County (by MW).	Annual increase in the permitted capacity of renewable electricity and heat projects through the Plan period.	Monitor for information purposes.	45.79 MW of renewable energy has been permitted during the monitoring period.	17.306 MW of renewable energy has been permitted during the monitoring period.	3.55 MW of renewable energy has been permitted during the monitoring period.
<p>Analysis: Planning permission has been granted for schemes that have the potential to contribute a total of 3.55 MW of renewable energy within the County. This shows a reduction in the amount of energy permitted since the last AMR. And can be broken down as follows:</p> <p>Wind (3 schemes): 1.25 MW Hydro (1 scheme): 1.8 MW Biomass (1 scheme): 0.5 MW</p> <p>The number of applications permitted for wind and energy has again reduced, the reasons for which is not known but the reduction in the feed-in tariffs is likely to be a major factor.</p> <p>Development is progressing on the Brechfa West Wind Farm. The scheme comprises 28 turbines each measuring 145m in height and having an installed generating capacity of between 57.4 MW. It is expected that the Wind Farm will be fully powered by the Summer 2018.</p>					

Conclusion:

The number of renewable energy permissions, in particular for wind energy has fallen since the last AMR. There are no concerns about the level of renewable energy permitted.

Future steps to be taken (if necessary):

The permitted capacity of renewable energy projects will be monitored in future AMRs. The above indicator will be subject to ongoing monitoring. Reference is made to the preparation of the Revised LDP as endorsed by Council on 10th January 2018.

27 Monitoring Policy Target: Produce SPG on General Renewable Energy

Indicator	Annual / Interim Monitoring Target	Assessment trigger	Performance 1 April 2015 - 31 March 2016	Performance 1 April 2016 – 31 March 2017	Performance 1 April 2017 – 31 March 2018
Production of SPG.		SPG not produced within 9 months of adopting Plan.			
<p>Analysis: Following an analysis of the types of applications received for renewable energy installations, it is considered that the SPG should focus on wind and solar energy developments instead of on general renewable energy.</p> <p>The SPG should have been prepared within 9 months of the adoption of the Plan, however during its preparation, it was considered that the Landscape Sensitivity and Capacity Study should feed into the SPG. The draft SPG has been prepared and will be published for consultation in Summer 2018.</p>					
<p>Conclusion: The draft SPG has been prepared and will be published for consultation in Summer 2018.</p>					
<p>Future steps to be taken (if necessary): None required at this stage.</p>					

Waste Management

28 Waste Management: Produce SPG on Nantycaws Waste Management Site

Indicator	Annual / Interim Monitoring Target	Assessment trigger	Performance 1 April 2015 - 31 March 2016	Performance 1 April 2016 – 31 March 2017	Performance 1 April 2017 – 31 March 2018
Production of SPG.		SPG not produced within 5 months of adopting Plan.			
<p>Analysis:</p> <p>The necessity to prepare a SPG in relation to the Nantycaws Waste Management Site has been superseded by the inclusion of details in relation to landfill and residual waste treatment in the Waste Planning Monitoring Reports for the South West Wales Region (WPMR 2016 was published in autumn 2016). The Report set out the regional position regarding landfill and residual waste treatment. Nantycaws is one of four operational landfill sites within the South West Wales region. Together they have the void space capacity to be keep operating at current deposition levels for 15 years. This is safely above the threshold set out in TAN 21: Waste, whereby a new landfill would need to be considered for the region.</p> <p>The WPMRs for 2017 and 2018 have not yet been published but initial indications point to a reduction in regional void space capacity, although critically not to a level whereby a new landfill would need to be considered for the region. What is clear is that the Nantycaws site will continue to be important to the future management of residual waste for the region. As well as an active landfill, Nantycaws has an in-vessel composting facility which deals with residual garden and food waste and a Materials Recycling Facility to cater for its recyclable waste. In addition the site has planning permission for an anaerobic digestion plant which has not yet been built (but will have the potential to accept residual food waste).</p>					
<p>Conclusion:</p> <p>The potential requirements in relation to the preparation of a SPG for Nantycaws will be monitored and its production reviewed accordingly.</p>					

Future steps to be taken (if necessary):

Monitor accordingly, taking into account information and guidance set out in the forthcoming WPMR for the South West Wales Region. The above indicator will be subject to ongoing monitoring. Reference is made to the preparation of the Revised LDP as endorsed by Council on 10th January 2018.

Environmental Qualities – The Built and Natural Environment

29 Monitoring Policy Target: Secure a minimum of 100ha of suitable habitat for the Marsh Fritillary Butterfly within the Caeau Mynydd Mawr project area during the Plan period.

Indicator	Annual / Interim Monitoring Target	Assessment trigger	Performance 1 April 2015 - 31 March 2016	Performance 1 April 2016 – 31 March 2017	Performance 1 April 2017 – 31 March 2018
Hectares of suitable habitat in management.	An ongoing increase in provision of suitable habitat in management.	No increase in any given year.	4.24ha of additional provision of suitable habitat for the Marsh Fritillary Butterfly is being managed within the Caeau Mynydd Mawr project. (this figure was net of NRW managed designated sites)	A further additional 6.56ha of additional provision of suitable habitat for the Marsh Fritillary Butterfly is being managed within the Caeau Mynydd Mawr project (this figure is net of NRW managed designated sites). When taken alongside AMR 1 – the total increase over the Plan period to 31/3/17 is 10.8ha.	A further additional 1.42 ha of additional provision of suitable habitat for the Marsh Fritillary Butterfly is being managed within the Caeau Mynydd Mawr project (this figure is net of NRW managed designated sites). When taken alongside AMR 1 and 2 – the total increase over the Plan period to 31/3/18 is 12.22ha.

Analysis:

At the end of AMR 1, 32.27ha of land in good condition for the Marsh Fritillary was being managed by the project on 14 different sites. In addition, on designated sites (SSSIs and SACs) there was a further 42.86ha of land in good condition giving a gross total of 75.13ha. At the end of AMR 2, the project managed 22 sites that together provided 38.83ha of habitat in good or suitable condition for the marsh fritillary butterfly. Natural Resources Wales managed a number of designated sites that provide an additional 41.95ha of habitat. This gave a gross total of 80.78ha at the end of AMR2. At the end of AM3, the project managed 24 sites that together provided 40.25ha of habitat in good or suitable condition for the marsh fritillary butterfly. Natural Resources Wales (NRW) managed a number of designated sites that provide an additional 37.96ha of habitat. This gave a gross total of 78.21ha at the end of AMR3. NRW are responsible for managing slightly less land than in AMR2, as a small area they were managing has been withdrawn from a management agreement, and while some of this land is now managed by the project not all this land has been transferred. (source: PIMS Action progress reports 2017-2018).

This project is a product of partnership arrangement which is overseen by a Steering Group. A dedicated Project Conservation Officer is employed to implement the project. During the year the project attained a TIC award and the project was Highly Commended by RTPI Cymru. It was confirmed early in AMR 4 that the project had won its category in the 2018 UK RTPI award.

Conclusion:

Target achieved in this AMR period. Reference is made to the content of the SPG which is available via the link below:

http://www.carmarthenshire.gov.wales/home/residents/planning/policies-development-plans/supplementary-planning-guidance/#.WQG_vcuQyUk

Future steps to be taken (if necessary):

Continue to monitor and report in future AMR. Consider review of evidence base moving into AMR 4, including review of payment justification framework and defining the SPG Area.

The above indicator will be subject to ongoing monitoring. Reference is made to the preparation of the Revised LDP as endorsed by Council on 10th January 2018.

30 Monitoring Policy Target: No development will take place which affects the integrity of Natura 2000 sites

Indicator	Annual / Interim Monitoring Target	Assessment trigger	Performance 1 April 2015 - 31 March 2016	Performance 1 April 2016 – 31 March 2017	Performance 1 April 2017 – 31 March 2018
Number of planning applications granted which have an adverse effect on the integrity of a Natura 2000 site.	No planning applications approved contrary to the advice of NRW.	1 planning permission granted by the Local Planning Authority contrary to the advice of NRW.	No planning applications have been approved which affects the integrity of Natura 2000 sites during the AMR period.	No planning applications have been approved which affects the integrity of Natura 2000 sites during the AMR period.	No planning applications have been approved which affects the integrity of Natura 2000 sites during the AMR period.
<p>Analysis:</p> <p>Reference is made to the ongoing delivery of the Caeau Mynydd Mawr Marsh Fritillary project which is underpinned by Policy EQ7 of the LDP and SPG. This has allowed development to continue whilst adhering to the requirements of the Habitats Regulations.</p> <p>In relation to the Carmarthen Bay/Burry Inlet SAC, reference is made to the ongoing multi agency (including Dwr Cymru Welsh Water, Natural Resources Wales, City and County of Swansea and Carmarthenshire County Council) approach which is underpinned by the MoU. This has allowed development to continue whilst adhering to the requirements of the Habitats Regulations. Progress has been made in relation to reviewing this MoU during this AMR period.</p> <p>Records indicate that no planning applications were approved contrary to the advice of NRW.</p>					
<p>Conclusion:</p> <p>Target achieved during this AMR.</p>					

Future steps to be taken (if necessary):

Develop ongoing training for Development Management Officers along with the potential for good practice notes.

The above indicator will be subject to ongoing monitoring. Reference is made to the preparation of the Revised LDP as endorsed by Council on 10th January 2018.

31 Monitoring Policy Target: No development will take place which affects the integrity of a designated site for nature conservation

Indicator	Annual / Interim Monitoring Target	Assessment trigger	Performance 1 April 2015 - 31 March 2016	Performance 1 April 2016 - 31 March 2017	Performance 1 April 2017 - 31 March 2018
Number of planning applications granted which may potentially adversely affect the features of a protected site for nature conservation.	No planning applications approved contrary to the advice of NRW or the authority's ecologist.	1 planning permission granted by the Local Planning Authority contrary to the advice of NRW or the authority's ecologist.	No planning applications were approved contrary to the advice of NRW or the Council's ecologist.	No planning applications were approved contrary to the advice of NRW or the Council's ecologist.	No planning applications were approved contrary to the advice of NRW or the Council's ecologist.
<p>Analysis: Records indicate that no planning applications were approved contrary to the advice of NRW or the Council's Ecologist.</p> <p>Planners continue to have access to a dedicated professional ecologist. This continues to prove invaluable both in terms of assisting in the determination of planning applications and in the formulation of planning policy frameworks.</p>					
<p>Conclusion: Target achieved during this AMR period.</p>					
<p>Future steps to be taken (if necessary): Continue to monitor and report in future AMRs.</p> <p>Ongoing training for Development Management Officers along with the potential for good practice notes.</p> <p>The Authority will monitor requirements from the Environment (Wales) Act.</p>					

The Authority will also monitor the requirements from the Well-being of Future Generations (Wales) Act 2015 and the implementation of the Council's Well-being objectives.

The above indicator will be subject to ongoing monitoring. Reference is made to the preparation of the Revised LDP as endorsed by Council on 10th January 2018.

32 Monitoring Policy Target: No development will take place which results in detriment to the favourable conservation status of European protected species, or significant harm to species protected by other statute

Indicator	Annual / Interim Monitoring Target	Assessment trigger	Performance 1 April 2015 - 31 March 2016	Performance 1 April 2016 – 31 March 2017	Performance 1 April 2017 – 31 March 2018
Number of planning applications granted which results in detriment to the favourable conservation status of European protected species or significant harm to species protected by other statute.	No planning applications approved contrary to the advice of NRW or the authority's ecologist.	1 planning permission granted by the Local Planning Authority contrary to the advice of NRW or the authority's ecologist.	No planning applications were approved contrary to the advice of NRW or the Council's ecologist.	No planning applications were approved contrary to the advice of NRW or the Council's ecologist.	No planning applications were approved contrary to the advice of NRW or the Council's ecologist.
<p>Analysis: Records indicate that no planning applications were approved contrary to the advice of NRW or the Council's Ecologist.</p> <p>Planners continue to have access to a dedicated professional ecologist. This continues to prove invaluable both in terms of assisting in the determination of planning applications and in the formulation of planning policy frameworks.</p>					
<p>Conclusion: Target achieved during this AMR period.</p>					
<p>Future steps to be taken (if necessary):</p> <p>Ongoing training for Development Management Officers along with the potential for good practice notes.</p> <p>The Authority will monitor requirements from the Environment (Wales) Act.</p>					

The Authority will also monitor the requirements from the Well-being of Future Generations (Wales) Act 2015 and the implementation of the Councils Well-being objectives.

The above indicator will be subject to ongoing monitoring. Reference is made to the preparation of the Revised LDP as endorsed by Council on 10th January 2018.

33 Monitoring Policy Target: No development will take place which adversely affects a Special Landscape Area

Indicator	Annual / Interim Monitoring Target	Assessment trigger	Performance 1 April 2015 - 31 March 2016	Performance 1 April 2016 – 31 March 2017	Performance 1 April 2017 – 31 March 2018
Number of planning applications permitted with the potential to adversely affect a Special Landscape Area.	No planning applications approved contrary to the advice of NRW or the authority's landscape officer.	5 planning permissions granted by the Local Planning Authority contrary to the advice of NRW or the authority's landscape officer over a period of 3 consecutive years.	No applications approved contrary to the advice of NRW or the Council's Landscape Officer.	No applications approved contrary to the advice of NRW or the Council's Landscape Officer.	No applications approved contrary to the advice of NRW or the Council's Landscape Officer.
<p>Analysis: An initial high level review of approved applications generated on the SLA 'constraints layer' show that there were no applications approved contrary to the advice of NRW or the Council's Landscape Officer.</p> <p>Officers continue to have access to a dedicated professional Landscape Officer – providing an invaluable resource in the determination of planning applications and in the formulation of planning policy.</p>					
<p>Conclusion: Target achieved during this AMR period.</p>					
<p>Future steps to be taken (if necessary): Ongoing training for Development Management Officers along with the potential for good practice notes.</p> <p>The Authority will monitor requirements from the Environment (Wales) Act.</p>					

The Authority will also monitor the requirements from the Well-being of Future Generations (Wales) Act 2015 and the implementation of the Councils Well-being objectives.

The above indicator will be subject to ongoing monitoring. Reference is made to the preparation of the Revised LDP as endorsed by Council on 10th January 2018.

34 Monitoring Policy Target: Development proposals do not adversely impact upon buildings and areas of built or historical interest and their setting

Indicator	Annual / Interim Monitoring Target	Assessment trigger	Performance 1 April 2015 - 31 March 2016	Performance 1 April 2016 - 31 March 2017	Performance 1 April 2017 - 31 March 2018
Occasions when development permitted would have an adverse impact on a Listed Building; Conservation Area; Site / Area of Archaeological Significance; or Historic Landscape, Park and Garden or their setting.	No planning applications approved where there is an outstanding objection from the Council's Conservation Officer, Cadw or DAT (Dyfed Archaeological Trust).	5 planning permissions granted by the Local Planning Authority where there is an outstanding objection from the Council's Conservation Officer, Cadw or DAT over a period of 3 consecutive years.	Target was achieved in the first AMR period.	Target was achieved in the second AMR period.	Target was achieved in the third AMR period.

Analysis:

This is the 3rd year of monitoring. It should be noted that a review of approved applications generated using the following 'constraints layers' does not indicate any significant concern in relation to this target:

- Conservation Areas
- Historic Parks and Gardens
- Listed Buildings
- Scheduled Ancient Monuments.

Reference is made to the following applications determined within this AMR period:

- S/32047 & S/32048 recommended for refusal, a decision overturned by committee. Listed Building Consent (LBC) referred to Cadw but not to called in.
W/34737 - recommended for refusal and approved at committee against officer recommendation.

The Council's Development Management Section continue to have access to a dedicated professional Built Conservation Officer. This continues to prove invaluable both in the determination of planning applications and in the formulation of planning policy.

Conclusion:

Target achieved during this AMR period.

Future steps to be taken (if necessary):

Ongoing training for Development Management and Built Heritage Officers along with the potential for good practice notes.

The Authority will also monitor the requirements from the Well-being of Future Generations (Wales) Act 2015 and the implementation of the Council's Well-being objectives.

The above indicator will be subject to ongoing monitoring. Reference is made to the preparation of the Revised LDP as endorsed by Council on 10th January 2018.

35 Monitoring Policy Target: Produce SPG on Landscape and SLA Design Guide

Indicator	Annual / Interim Monitoring Target	Assessment trigger	Performance 1 April 2015 - 31 March 2016	Performance 1 April 2016 – 31 March 2017	Performance 1 April 2017 – 31 March 2018
Production of SPG.		SPG not produced within 7 months of adopting the Plan.	SPG produced.	SPG adopted.	SPG adopted.

Analysis:

The Placemaking and Design SPG was adopted in September 2016 and seeks to guide and promote high quality and sustainable design aimed at securing high quality development, which reflect the character, and the requirements of Carmarthenshire. It should be noted that this SPG and incorporates matters in relation to Landscape and Special Landscape Design.

The adopted SPG is available via the following link:

<https://www.carmarthenshire.gov.wales/media/1213904/adopted-placemaking-design-spg-report.pdf>

Conclusion:

Target achieved.

Future steps to be taken (if necessary):

N/A

36 Monitoring Policy Target: Produce SPG on Archaeology

Indicator	Annual / Interim Monitoring Target	Assessment trigger	Performance 1 April 2015 - 31 March 2016	Performance 1 April 2016 - 31 March 2017	Performance 1 April 2017 - 31 March 2018
Production of SPG.		SPG not produced within 7 months of adopting the Plan.	SPG produced.	SPG adopted.	SPG adopted.
<p>Analysis: The Archaeology and Development SPG was adopted in September 2016. The adopted SPG is available via the following link: https://www.carmarthenshire.gov.wales/media/3719/archaeology-draft-spg.pdf</p>					
<p>Conclusion: Target achieved.</p>					
<p>Future steps to be taken (if necessary): N/A</p>					

37 Monitoring Policy Target: Produce SPG on Biodiversity (including SINCs)

Indicator	Annual / Interim Monitoring Target	Assessment trigger	Performance 1 April 2015 - 31 March 2016	Performance 1 April 2016 - 31 March 2017	Performance 1 April 2017 - 31 March 2018
Production of SPG.		SPG not produced within 12 months of adopting the Plan (continually monitored pending ongoing designations).	SPG produced.	SPG produced.	SPG adopted.
<p>Analysis: The SPG was adopted in September 2016 and is available via the following link: https://www.carmarthenshire.gov.wales/media/3723/nat-env-and-biodiversity-draft-spg.pdf</p> <p>Reference is made to the ongoing training provided by the in-house Ecologist with a view to increasing an understanding of the content of the SPG in practice. This also recognised the provisions of the Environment (Wales) Act and also allowed for an exploration of the implications and opportunities provided by the Well Being of Future Generations (Wales) Act.</p>					
<p>Conclusion: Target achieved</p>					
<p>Future steps to be taken (if necessary): N/A</p>					

38 Monitoring Policy Target: Produce SPG on Design

Indicator	Annual / Interim Monitoring Target	Assessment trigger	Performance 1 April 2015 - 31 March 2016	Performance 1 April 2016 – 31 March 2017	Performance 1 April 2017 – 31 March 2018
Production of SPG on Design.		SPG not produced within 5 months of adopting the Plan.	SPG produced.	SPG adopted	SPG adopted.
<p>Analysis: The Placemaking and Design SPG was adopted in September 2016 and seeks to guide and promote high quality and sustainable design aimed at securing high quality development, which reflect the character, and the requirements of Carmarthenshire.</p> <p>The adopted SPG is available via the link below: https://www.carmarthenshire.gov.wales/media/1213904/adopted-placemaking-design-spg-report.pdf</p>					
<p>Conclusion: Target achieved</p>					
<p>Future steps to be taken (if necessary): N/A</p>					

39 Monitoring Policy Target: Produce SPG on Locally Important Buildings

Indicator	Annual / Interim Monitoring Target	Assessment trigger	Performance 1 April 2015 - 31 March 2016	Performance 1 April 2016 – 31 March 2017	Performance 1 April 2017 – 31 March 2018
Production of SPG on Locally Important Buildings.		SPG not produced within 15 months of adopting the Plan.	SPG not produced.	SPG not produced.	SPG not produced.
<p>Analysis: The requirement to prepare and publish the SPG will be further considered as part of the preparation of the Revised LDP.</p>					
<p>Conclusion: The potential preparation of the SPG as part of the preparation of the Revised LDP will allow for it to be further considered in light of changes to national policy and to ensure compatibility with any emerging LDP policies.</p>					
<p>Future steps to be taken (if necessary): To be considered as part of the preparation of the Revised LDP.</p>					

40 Monitoring Policy Target: Produce SPG on Trees, Landscaping and Development

Indicator	Annual / Interim Monitoring Target	Assessment trigger	Performance 1 April 2015 - 31 March 2016	Performance 1 April 2016 – 31 March 2017	Performance 1 April 2017 – 31 March 2018
Production of SPG on Trees, Landscaping and Development.		SPG not produced within 15 months of adopting the Plan.	SPG not produced.	SPG not produced.	SPG not produced.
<p>Analysis: The requirement to prepare and publish the SPG will be further considered as part of the preparation of the Revised LDP.</p>					
<p>Conclusion: The potential preparation of the SPG as part of the preparation of the Revised LDP will allow for it to be further considered in light of changes to national policy and to ensure compatibility with any emerging LDP policies.</p>					
<p>Future steps to be taken (if necessary): To be considered as part of the preparation of the Revised LDP.</p>					

Recreation and Community Facilities

41 Monitoring Policy Target: To provide new community facilities and to retain and enhance existing community facilities

Indicator	Annual / Interim Monitoring Target	Assessment trigger	Performance 1 April 2015 - 31 March 2016	Performance 1 April 2016 – 31 March 2017	Performance 1 April 2017 – 31 March 2018
<p>Number of applications approved for the provision of new community facilities.</p> <p>Number of applications approved which would result in the loss of an existing community facility.</p>	<p>No applications approved contrary to Policy SP16 and RT8.</p>	<p>1 application approved contrary to Policy SP16 and RT8.</p>	<p>No applications approved contrary to the provisions of Policies SP16 and RT8.</p>	<p>No applications approved contrary to the provisions of Policies SP16 and RT8.</p>	<p>1 application approved contrary to RT8 however see analysis below.</p>
<p>Analysis:</p> <p>A review of planning decision notices (reasons for approval) indicates that there have been no applications approved contrary to the provisions of LDP policies SP16 and RT8.</p> <p>It should be noted that LDP Policy SP16 was frequently cited in the reasons for approval as part of the delivery of new / improved facilities across the County.</p> <p>Reference is made to planning approval reference W/33620. Whilst the proposal was not considered to fully conform to the requirements of Policy RT8 in terms of the retention of existing facilities, it was considered that it would improve highway safety by providing a better delineated access that provides improved visibility conditions at its junction with the B4337. It was determined that on balance planning permission be granted for this proposal subject to the imposition of appropriate conditions.</p>					

Conclusion:

Target achieved in this AMR period.

Future steps to be taken (if necessary):

The above indicator will be subject to ongoing monitoring. Reference is made to the preparation of the Revised LDP as endorsed by Council on 10th January 2018.

42 Monitoring Policy Target: To resist the loss of open space in accordance with the provisions of Policy REC1

Indicator	Annual / Interim Monitoring Target	Assessment trigger	Performance 1 April 2015 - 31 March 2016	Performance 1 April 2016 – 31 March 2017	Performance 1 April 2017 – 31 March 2018
Amount of open space lost to development (ha)	No open space should be lost to development except where in accordance with Policy REC1.	Open space is lost to development contrary to the provisions of Policy REC1 which results in a net loss of open space.	No applications approved contrary to the provisions of Policy REC 1.	No applications approved contrary to the provisions of Policy REC 1.	No applications approved contrary to the provisions of Policy REC 1.
<p>Analysis: A review of planning approvals against the existing open space ‘constraints layer’ indicates that there are no applications approved contrary to the provisions of LDP policy REC 1.</p> <p>Those applications approved on the layer include the delivery of new / improved facilities across the County.</p> <p>In relation to the evidence base, it should be noted that the review of the Green Space Assessment has commenced within this AMR period. A cross departmental working group was established and liaison was undertaken with Natural Resources Wales as part of discussions on their environmental information for wellbeing assessments.</p> <p>Initial outcomes sought from the review could include:</p> <ul style="list-style-type: none"> • Update of assessment with a focus on the 2.4ha per 1000 population accessibility standards that underpin the LDP; • Study to extend to lower tier settlements (the initial study only focused on those higher tier settlements); • Training for officers in use of the software to help identify need for new/increased provision amongst other issues. 					
<p>Conclusion: Target achieved in this AMR period.</p>					

Future steps to be taken (if necessary):

Continue to monitor and report in future AMR.

Finalise review of updated Green Space Study.

The above indicator will be subject to ongoing monitoring. Reference is made to the preparation of the Revised LDP as endorsed by Council on 10th January 2018.

43 Monitoring Policy Target: Produce SPG on Open Space Requirements for New Developments

Indicator	Annual / Interim Monitoring Target	Assessment trigger	Performance 1 April 2015 - 31 March 2016	Performance 1 April 2016 – 31 March 2017	Performance 1 April 2017 – 31 March 2018
Production of SPG.		SPG not produced within 15 months of adopting the Plan.	SPG produced.	SPG Adopted	SPG Adopted
<p>Analysis: The SPG was adopted in September 2016.</p> <p>The adopted SPG is available to view via the link below: https://www.carmarthenshire.gov.wales/media/1213721/adopted-leisure-open-space-requirements-for-new-developments-sep-2016.pdf</p>					
<p>Conclusion: Target achieved.</p>					
<p>Future steps to be taken (if necessary): N/A</p>					

The Welsh Language

44 Monitoring Policy Target: Phase residential development in areas where 60% or more of the population speak Welsh

Indicator	Annual / Interim Monitoring Target	Assessment trigger	Performance 1 April 2015 - 31 March 2016	Performance 1 April 2016 - 31 March 2017	Performance 1 April 2017 - 31 March 2018
Planning permissions granted for residential developments of five or more dwellings in Sustainable Communities and planning permissions granted for residential developments of ten or more dwellings in Growth Areas, Service Centres and Local Service Centres.	All planning permissions granted for residential developments of five or more dwellings in Sustainable Communities and planning permissions granted for residential developments of ten or more dwellings in Growth Areas, Service Centres and Local Service Centres to include a requirement to phase development, in accordance with policy on the Welsh Language and the	One planning consent granted for residential development of five or more dwellings in a Sustainable Community or one planning consent granted for residential development of ten or more dwellings in a Growth Area, Service Centre or Local Service Centre which fails to require that the development is phased contrary to the LDP's policy on the Welsh Language and the guidance contained within SPG on The Welsh Language.	No planning permissions contrary to LDP Policy SP18.	No planning permissions contrary to LDP Policy SP18.	

guidance contained within SPG on The Welsh Language.

Analysis:

A list of communities where 60% or more of the population are able to speak Welsh is taken from 2011 Census data: Gorslas, Llannon, Pencarreg, Pontyberem and Quarter Bach. These areas are denoted on the LDP Inset Plan.

A review of approved applications within these 5 communities (source: JHLAS) identifies that the following sites were granted permission that are relevant to the policy and fall within the identified communities:

- Land At Former Caravan Sales Site, Carmarthen Road, Cross Hands – 82 units permitted
- Land At Former Central Garage, Llannon Road, Upper Tumble – 24 units permitted

Of these permissions granted, only 2 granted consents are for a number of dwellings which exceeded the thresholds set out in Policy SP18 (5 or more in Sustainable Communities and 10 or more in Growth Areas, Service Centres and Local Service Centres).

Land at former caravan sales site, Carmarthen Road, Cross Hands was granted outline consent for residential development with an indicative number of 82 dwellings, however, 10% of these are to be affordable housing.. In accordance with paragraph 5.6 of the SPG on The Welsh Language, this would result in a total of around 74 dwellings which would contribute towards the threshold as set out in Policy SP18. The site already benefitted from outline planning permission for an alternative scheme which had been granted prior to the adoption of the LDP. The site could therefore had been built under this existing valid consent. Whilst the application in question should have taken account of the requirements of Policy SP18 it was considered that in the interests of pragmatism this consent would in effect not impact any differently upon the Welsh language than the existing consent. It should however be noted that in future such applications will need to take full account of the current adopted planning policies and implement the mitigation measures as required in Policy SP18.

Land at former central garage, Llannon Road was granted a Reserved Matters consent for 24 dwellings. The phasing of a development would be a matter to be considered at the Outline application stage; the Outline permission relating to this development was permitted prior to the adoption of the LDP.

Conclusion:

There is one permission granted which is contrary to Policy SP18.

Future steps to be taken (if necessary):

In future, consideration needs to be given to the determination of applications on sites which have previously been granted consent. The current LDP was adopted in 2014 and it is therefore reasonable that all applications submitted as fully appraised against its policies and that less emphasis is placed upon the legacy of permissions granted under superseded planning policy.

The above indicator will be subject to ongoing monitoring. Reference is made to the preparation of the Revised LDP as endorsed by Council on 10th January 2018.

Chapter 4

Sustainability Appraisal / Strategic Environmental Assessment Monitoring

Methodology

4.1 The monitoring of the SA-SEA objectives can inform the overall review of the performance of the LDP. It is not considered that SA-SEA monitoring process should be undertaken in isolation of the Plan's monitoring. It should assist in informing an overall picture of the condition of the County in environmental, economic and social terms. The data collated includes a mix of qualitative and quantitative data with a commentary in the latter column.

4.2 Whilst none of the indicators are deleted, it should be noted that the commentary column makes it clear where information is unavailable and/or applicable. In some instances information is no longer available (or relevant); in other instances the data available is of insufficient detail to enable useful monitoring.

4.3 It should be noted that there are a number of SA indicators where information is not published annually, for example those based on the census. The purpose of the monitoring framework is to review changes on an annual basis, as a consequence these are not necessarily going to be useful moving forward in terms of future monitoring.

4.4 It should also be noted that the traffic light rating system used for the LDP Monitoring Indicators has not been taken forward for use with the SA Monitoring. This reflects that many of the SA objectives are aspirational in nature and to some extent would be information monitored in an ideal world scenario. In addition, the LDP alone would not be the only factor that would need to be considered in achieving their aims. The SA Monitoring also does not include targets as such, unlike the LDP monitoring, it would therefore prove difficult to interpret the commentary into a traffic light rating.

4.5 Information contained in the SA monitoring framework in the main relates to a wide range of data produced internally, by various departments of the Council, and externally from other organisations. The data column provides an appreciation of where data has been sourced and whilst every attempt has been made to ensure 'hyperlinks' are live, the Council cannot be responsible for the content of external sites.

4.6 It should also be noted that the Authority (via Public Service Board) has been collating information with a view to developing a Well-Being Plan for Carmarthenshire. This is due to be published in April 2018. The Carmarthenshire Well Being Assessment for 2017 has been published and is available on the Council's website <http://www.thecarmarthenshirewewant.wales/>. Opportunities to work alongside colleagues in Corporate Policy have been taken with a view to developing an integrated review of the social, economic and environmental baseline. This presents direct opportunities to secure tangible information for future SA-SEA monitoring via the AMR process.

SA Objectives	Baseline Indicators	Additional Indicators to Monitor Significant Risks and Opportunities	Data	Commentary on Baseline Indicators : AMR 1 and 2.
<p>1-1 To live within environmental limits</p> <p>1-2 To ensure a strong, healthy and just society</p> <p>1-3 To achieve a sustainable economy</p> <p>1-4 To remove barriers and promoting opportunities for behavioural change</p>	<p>(a) Carmarthenshire's ecological footprint in area units per person</p> <p>(b) Achievement of the top ten commitments set out in the WAG Sustainable Development Action Plan 2004-2007 and One Wales</p> <p>(c) GVA and GVA per head</p> <p>(d) Percentage of Carmarthenshire population in low income households</p>	(See other topics.)	<p>http://gov.wales/topics/environmentcountryside/climatechange/publications/ecological-footprint-of-wales-report/?lang=en</p> <p>Carmarthenshire Well Being & Future Generations Well-being Assessment (Text provided by Carmarthenshire's Corporate Policy Division)</p> <p>CACI Paycheck 2015 (Information provided by Carmarthenshire's Corporate Policy Division)</p>	<p>(a) A new estimate of the ecological and carbon footprints of Wales for 2011 building on previous studies. Carmarthenshire gha/c is 3.36 with the Wales average being 3.28.</p> <p>(b) Information is unavailable on an annual basis. Any implications will be considered as part of any review into the Plan.</p> <p>(c) Gross Value Added (GVA) is the standard measure of the monetary value of economic activity for local areas or individual industries. It is difficult to measure at local level: official statistics are published for South West Wales (combining Pembrokeshire with Ceredigion and Carmarthenshire). This area contributed £6.0bn GVA to the economy in 2014, roughly 10% of the Welsh total of £54.3bn. GVA per head of population in 2013 was £15,750; lower than that for Wales as a whole (£17,573) or the United Kingdom (£24,958).</p> <p>(d) 36% of households in Carmarthenshire are living in poverty as defined by Welsh Government (income 60% below the GB Median Household Income)</p>

<p>2-1 To avoid damage or fragmentation of designated sites, habitats and protected species and encourage their enhancement</p> <p>2-2 To protect, enhance and create appropriate wildlife habitats and wider biodiversity in urban and rural areas</p>	<p>(a) Status of BAP priority species</p> <p>(b) Status of BAP priority habitats</p> <p>(c) % BAP habitats and species as stable or increasing</p> <p>(d) Achievement against national and local BAP targets</p> <p>(e) Area of urban parks and green spaces provided by the LDP</p> <p>(f) % of SAC, SPA and SSSI sites and their features in favourable condition</p> <p>(g) Status of species and habitats pursuant to the NERC Act 1996</p> <p>(h) Number of designated SINC</p> <p>(i) Proportion of land managed as areas for carbon sequestration (e.g. peatland and woodland management)</p>	<p>Number of development schemes which design in urban biodiversity areas</p> <p>Number of developments with adverse effects on designated sites</p> <p>Number of developments in designated sites</p> <p>Proportion of new habitats created by the LDP</p> <p>Proportion of development on greenfield sites</p> <p>Proportion of development on brownfield sites</p> <p>Proportion of new development in wildlife corridors</p>	<p>http://lle.wales.gov.uk/catalogue/item/ProtectedSitesSitesOfSpecialScientificInterest/?lang=en</p> <p>http://lle.wales.gov.uk/catalogue/item/ProtectedSitesSpecialAreasOfConservation/?lang=en</p> <p>http://lle.wales.gov.uk/catalogue/item/ProtectedSitesSpecialProtectionAreas/?lang=en</p>	<p>(a,b,c,d) Information is unavailable on an annual basis. Any implications will be considered as part of any review into the Plan.</p> <p>The requirements of the Environment (Wales) Act on public bodies in relation to the enhancement of Biodiversity is noted and has been further considered within the contextual section of this AMR.</p> <p>(e) In relation to urban parks, the LDP identifies proposed recreation designations and reference is made to the Policy framework in this regard. Any implications will be considered as part of any review into the Plan.</p> <p>(f) The links shown within the adjacent column provide a high level appraisal and any implications will be considered as part of any review into the Plan. 29% of features in Carmarthenshire SAC's are deemed in favorable condition, which is an increase from 18% from baseline assessment. 86% of assessed SPA features were also considered in favorable condition.</p> <p>(g) Information is unavailable on an annual basis. Any implications will be considered as part of any review into the Plan.</p> <p>(h) There are not currently SINC's designated within the Plan area. Provision is made for their designation with the Natural Environment and Biodiversity SPG. This will be monitored as the implementation of the Plan progresses with any implications considered accordingly as part of any review into the Plan.</p> <p>(i) Information is unavailable on an annual basis. The LDP recognises the focus of PPW in relation to the potential of encouraging land uses and land management practices that help secure and protect carbon sinks. Reference is made to policy SP14 Protection and Enhancement of the natural Environment and the relevant Environmental protections policies of the adopted LDP. Any implications will be considered as part of any review into the Plan.</p>
---	--	--	--	---

Tudalen 302

<p>3 - Air Quality</p>	<p>3-1 To maintain/reduce the levels of the UK National Air Quality pollutants</p> <p>3-2 To reduce levels of ground level ozone</p> <p>3-3 To reduce the need to travel, through appropriate siting of new developments and provision of public transport infrastructure</p>	<p>(a) Number and extent of AQMAs in Carmarthenshire</p> <p>(b) Air quality monitoring in Llandeilo (potentially future AQMA monitoring)</p> <p>(c) National Atmospheric Emissions Inventory (NAEI) levels of key air pollutants (e.g. Benzene, 1,3-Butadiene, Lead, NO₂, PM10, SO₂)</p> <p>(d) Area of sensitive habitats exceeding critical loads for acidification and eutrophication measured as (i) acidity and (ii) nutrient nitrogen</p> <p>(e) Levels of ground level ozone</p>	<p>Number of developments within 1 km of motorway / trunk road junctions</p> <p>Number of developments sited so as to reduce the need to travel (proximity to services and facilities)</p> <p>Number of developments supported by high-quality inter-settlement bus, train or other public transport routes</p> <p>Number of developments in areas of poor air quality</p> <p>Number of developments likely to contribute to increased levels of UK national Air quality pollutants (other than transport)</p>	<p>Environmental Health Department – Carmarthenshire County Council.</p> <p>http://lle.wales.gov.uk/catalogue/item/LandmapVisualSensory/?lang=en</p> <p>http://lle.wales.gov.uk/catalogue/item/LandmapLandscapeHabitats/?lang=en</p> <p>- http://www.rotap.ceh.ac.uk/</p>	<p>(a,) There are now three separate AQMA's, which are; Llandeilo, Carmarthen and Llanelli. This updated position will be reflected in the Plan review and there is ongoing liaison with the Environmental Health Dept in this regard.</p> <p>b) 4 incidents of exceedance in NO₂ levels occurred in the Llandeilo AQMA over past 12 months. Due to high winds air dispersal was high over the winter period without which, more exceedances may have occurred.</p> <p>(c) Information is unavailable on an annual basis. Any implications will be considered as part of any review into the Plan.</p> <p>(d) The links shown within the adjacent column provide a high level appraisal and any implications will be considered as part of any review into the Plan.</p> <p>(e) The links shown within the adjacent column provide a high level appraisal and any implications will be considered as part of any review into the Plan.</p>
------------------------	---	---	--	---	---

<p style="writing-mode: vertical-rl; transform: rotate(180deg);">Climatic Factors Tudalen 303</p>	<p>4-1 To reduce the emission of greenhouse gases</p> <p>4-2 To minimise the vulnerability of Carmarthenshire to the effects of climate change through making space for water, coastal retreat and shifting habitat distribution patterns</p> <p>4-3 To encourage all new developments to be climate resilient</p> <p>4-4 To encourage energy conservation and higher energy efficiency</p> <p>4-5 To minimise energy consumption and promote renewable energy sources</p>	<p>(a) Annual emissions of greenhouse gases (by sector)</p> <p>(b) Carmarthenshire's domestic energy consumption</p> <p>(c) Proportion of alternatively fuelled vehicles in the county</p> <p>(d) Percentage of companies with a Level 5 Standard Green Dragon EMS</p> <p>(e) Proportion of transport network able to cope with the predicted temperature increases associated with climate changes</p> <p>(f) Number of sites being used to assist in climate mitigation and adaptation, e.g. soft flood defences</p> <p>(g) Number of homes applying for planning permission for microgeneration</p> <p>(h) Homes installing micro-renewables</p> <p>(i) Average Standard Assessment Procedure energy rating of housing</p> <p>(j) Number of town/community based carbon reduction projects</p>	<p>Number of developments that respect existing natural habitats and green corridors</p> <p>No. planning applications for renewable micro-renewables and successful installations</p> <p>Average SAP rating of housing</p> <p>No of town/community based carbon reduction projects</p> <p>Number of installed megawatts of renewable energy capacity in Carmarthenshire</p> <p>Number of wind turbines</p> <p>% developments with Sustainable Urban Drainage Systems (SUDS)</p> <p>Percentage of housing stock meeting particular CfSH and BREEAM standards</p> <p>Percentage of offices, retail and industrial buildings meeting BREEAM standards</p> <p>Number of new developments built to achieve carbon</p>	<p>Local authority average domestic gas and electricity consumption per consumer - http://gov.wales/docs/statistics/2015/150225-energy-generation-consumption-2013-en.pdf</p> <p>http://gov.wales/topics/environmentcountryside/energy/renewable/low-carbon-baseline-survey/?lang=en</p>	<p>(a) Data only available up to 2016. The domestic sector saw a fall of 5.0% in carbon emissions between 2015 and 2016, however Industry and commercial and transport sector saw increases of 2.0% and 1.2% respectively. This led to an overall increase of CO2 emissions in Carmarthenshire of 1.5% to 1162.3 ktCO2.</p> <p>(b) Carmarthenshire Domestic Energy Consumption Gas 2013 is 13,119 Electricity 2013 is 3,815. Wales average is 13,029 and 3,736 respectively.</p> <p>(c,d,e,f) Information is unavailable on an annual basis. Any implications will be considered as part of any review into the Plan.</p> <p>(g) Information is unavailable on an annual basis. Any implications will be considered as part of any review into the Plan (Solar panels in the majority of cases are PD).</p> <p>(h,i) Information is unavailable on an annual basis. Any implications will be considered as part of any review into the Plan.</p> <p>(j) The report shows Low carbon energy in Wales by local authority. There are 3,856 projects identified in Carmarthenshire out of a total of 51,503 nationally. Carmarthenshire hosts 3,856 low carbon energy generation projects harnessing solar, wind and other renewable energies to produce around 328GWh of green energy</p>
---	--	---	--	---	--

Tudalen 304

			neutrality		
--	--	--	------------	--	--

<p style="writing-mode: vertical-rl; transform: rotate(180deg);">Tudalen 305</p>	<p>5-1 To ensure water quality of rivers, lakes, groundwater and coastal areas is improved and ensure that the hydromorphological quality of water bodies is maximised</p> <p>5-2 To protect and maintain water resources in the public supply chain and ensure enough water is available for the environment at all times of year</p> <p>5-3 To minimise diffuse pollution from urban and rural areas</p> <p>5-4 To increase water efficiency in new and refurbished developments</p> <p>5-5 To make space for water, and minimise flood risk</p>	<p>(a) Number of incidents of homes flooding by coastal, fluvial and drainage sources</p> <p>(b) The percentage of river lengths of good chemical or biological quality</p> <p>(c) Percentage of waters restored to Good Ecological Status</p> <p>(d) Number of substantiated water pollution incidents</p> <p>(e) Percentage of developments in Carmarthenshire with Sustainable Urban Drainage Systems (SUDS)</p> <p>(f) Number of properties with water meters</p> <p>(g) Area where there is an unsustainable abstraction from surface waters</p> <p>(h) Area where there is an unsustainable abstraction from groundwater</p> <p>(i) Proportion of transport network protected against future flood risk</p> <p>(j) Per capita consumption of water</p> <p>(k) Percentage of bathing waters which meet the EC mandatory standards</p> <p>(l) The number of beaches which meet the requirements of the Green Sea Partnership</p>	<p>Percentage of new development permitted in floodplains</p> <p>Number of developments built contrary to EA advice</p> <p>Households registered for flood warnings as a percentage of total number of households at risk of flooding</p> <p>Number of grey water recycling schemes</p>	<p>Carmarthenshire County Council – Leisure Services.</p>	<p>(a,b,c,) Information is unavailable on an annual basis. Any implications will be considered as part of any review into the Plan.</p> <p>d) From the most recently reported dataset (April 2017), 13 substantiated incidents of water pollution have been reported in Carmarthenshire in 2017-18 period. This is a decrease from 17 incidents in 2016.</p> <p>(e) Information is unavailable on an annual basis. Reference should be made to the Plan’s monitoring framework in relation to sustainable drainage. Any implications will be considered as part of any review into the Plan.</p> <p>(f,g,h,i,j,) Information is unavailable on an annual basis. Any implications will be considered as part of any review into the Plan.</p> <p>k) Annual monitoring is carried out on two bathing water sites in Carmarthenshire, Pendine and Pembrey. Both beaches achieved ‘Excellent’ bathing water quality for 2017, when reviewed against Bathing Water Directive standards.</p> <p>(l) Cefn Sidan is tested and meets the requirements for the green sea partnership as it has the blue flag status. Pendine meets the requirements to be awarded the seaside award, which includes beach and water quality assessments.</p>
--	--	--	---	---	---

Tudalen 306

		for both beach and water quality			
--	--	----------------------------------	--	--	--

<p style="writing-mode: vertical-rl; transform: rotate(180deg);">6 - Material Assets</p>	<p>6-1 Minimise the use of finite resources and promote higher resource efficiency and the use of secondary and recycled materials</p> <p>6-2 Promote the waste hierarchy of reduce, reuse and recycle</p> <p>6-3 Encourage needs to be met locally</p> <p>6-4 Promote the use of more sustainable resources</p> <p>6-5 Improve the integration of different modes of transport</p> <p>6-6 Promote the use of more sustainable modes of transport (e.g. cycling and walking)</p>	<p>(a) In 2009/10 Carmarthenshire should achieve at least 40% recycling/composting with a minimum of 15% composting and 15% recycling</p> <p>(b) Waste arisings by sector</p> <p>(c) Waste arisings by disposal</p> <p>(d) Total (i) household waste and (ii) household waste recycled or composted per person per year (kg)</p> <p>(e) Proportion of construction and demolition waste that is re-used and recycled</p> <p>(f) Proportion of households within 30, 60 and 90 minute travel time thresholds of amenities, including (i) corner shop and/or supermarket, (ii) post office and (iii) doctor and/or hospital</p>	<p>Number of buildings meeting particular CfSH and BREEAM standards</p> <p>Percentage of new houses built on previously developed land per year</p> <p>Proportion of aggregates used from secondary and recycled aggregates</p> <p>Location of jobs in proximity to residents</p> <p>Proportion of journeys on foot or by cycle</p>	<p>Carmarthenshire County Council - Minerals and Waste</p>	<p>(a) In 2009/10 Carmarthenshire achieved a 40.1% combined recycling and composting rate of its municipal waste (14% composting; 26% recycling)</p> <p>(b,c) Information is unavailable on an annual basis. Any implications will be considered as part of any review into the Plan.</p> <p>(d) Residual Household Waste Arising per person (kg), 2007/08 to 2014/15 in Carmarthenshire: 370, 290, 246, 224, 189, 159, 151 & 156. The South West Wales average for 2014/2015 was 188.</p> <p>(e) The latest data is from 2012, and only for South West Region as a whole – the rate is 67%.</p> <p>(f) Information is unavailable on an annual basis. Any implications will be considered as part of any review into the Plan.</p>
--	--	---	---	--	---

<p>7-1 To avoid and reduce contamination of soils and promote the regeneration of contaminated land</p> <p>7-2 To avoid loss of soils to non-permeable surfaces and minimise soil erosion</p> <p>7-3 To reduce SO₂ and NO_x emissions and nitrate pollution from agriculture.</p>	<p>(a) Area of ALC Grade 1, 2 and 3 land in Carmarthenshire</p> <p>(b) Area of ALC Grade 4 and 5 land in Carmarthenshire</p> <p>(c) Number and extent of RIGS sites in Carmarthenshire</p> <p>(d) Exceedance of nitrogen and acid critical loads</p>	<p>Area of soil lost to impermeable surfaces</p> <p>Area of contaminated land remediated</p> <p>Area of proposed new development on greenfield sites</p> <p>Number of developments approved within or adjacent to RIGS sites</p>		<p>(a,b) Information is unavailable on an annual basis. Any implications will be considered as part of any review into the Plan.</p> <p>(c) RIGs are considered within the provisions of EQ3 of the adopted LDP.</p> <p>(d) Information is unavailable on an annual basis. Any implications will be considered as part of any review into the Plan.</p>
--	--	--	--	---

<p>8 - Cultural Heritage</p>	<p>8-1 To protect historic and cultural assets and local distinctiveness from negative effects of development/regeneration and support their enhancement</p> <p>8-2 To promote high quality design reflecting local character and distinctiveness</p>	<p>(a) Number of monuments/archaeological sites adversely affected by the plan proposals</p> <p>(b) Improvement/deterioration in the condition of monuments and historic buildings in the ownership of Carmarthenshire County Council</p> <p>(c) Percentage of land designated for a particular quality of amenity value - landscape or historic landscape</p>	<p>Number of designated sites on the 'buildings at risk' register which are at risk of harm from air pollution</p> <p>Number of Conservation Areas adversely affected by plan proposals</p> <p>Number of listed buildings adversely affected by plan proposals</p> <p>Number of historic parks and gardens adversely affected by plan proposals</p>		<p>(a,b,c) Information is unavailable on an annual basis. Reference should be made to the Plan's monitoring framework in relation to the historic environment / landscape and the natural environment. Any implications will be considered as part of any review into the Plan.</p>
------------------------------	---	--	---	--	---

Tudalen 310

9 - Landscape	<p>9-1 To protect and enhance landscape/townscape from negative effects of land use change</p> <p>9-2 To take sensitive locations into account when siting development and to promote high quality design</p> <p>9-3 To encourage appropriate future use of derelict land</p>	<p>(a) Hectares of land given over to development each year</p> <p>(b) The extent and quality of public open space</p> <p>(c) Number of park and green space management plans produced</p> <p>(d) The number of derelict sites regenerated</p> <p>(e) Area of Carmarthenshire designated as open access land</p> <p>(f) Area of derelict land returned to open space</p>	<p>Number of developments approved without landscape / townscape conditions</p> <p>Number of developments built contrary to CCW advice</p> <p>Number of development schemes accompanied by detailed townscape design</p>	<p>(a,c,d,f) Information is unavailable on an annual basis. Any implications will be considered as part of any review into the Plan.</p> <p>(b, e) In relation to the extent and quality of open space, reference should be made to the monitoring framework of the LDP and the Carmarthenshire Standard of 2.4ha per population. It should also be noted that there is an intent to review the Authority's greenspace assessment.</p>
---------------	---	--	--	--

10 - Population	<p>10-1 Ensure suitable, affordable housing stock with access to education and employment facilities</p> <p>10-2 Promote the retention of younger people</p> <p>10-3 Encourage growth of the Welsh language and culture</p> <p>10-4 Promote inclusion of disadvantaged and minority groups into society</p>	<p>(a) Percentage of young people (i) remaining or (ii) returning to Carmarthenshire to live and work</p> <p>(b) Number of complaints about poor access to services and facilities</p> <p>(c) Number of complaints about highway (e.g. footpath) accessibility from disabled persons</p> <p>(d) Percentage of people in Carmarthenshire who are Welsh speakers (i) all aged 3 or over, and (ii) children aged 3 to 15</p> <p>(e) Population and population of working age</p> <p>(f) Population age profile</p> <p>(g) Ethnic diversity</p>	<p>Number of accessibility complaints pertaining to new developments</p>	<p>Carmarthenshire County Council - Corporate Policy Division, including Well Being Assessment 'Situation Fact Sheet'.</p>	<p>(a,b,c) Information is unavailable on an annual basis. Any implications will be considered as part of any review into the Plan.</p> <p>(d) The number of Welsh Speakers aged 3 and over 43.9%, Welsh speakers aged 3-15 is 15.1%. The Population is 184,898, working age population 110,739 (aged 16-64) 2014 (Mid Year Population Estimates).</p> <p>(e) 69% people of working age are employed</p> <p>(f) 18% of the population is aged 0 to 15, 60% are aged 16 to 64 and 22% are over 65.</p> <p>(g) 4 % of the population has a non white ethnicity.</p>
-----------------	---	---	--	--	--

<p>11 - Health and Well-Being</p>	<p>11-1 Create opportunities for people to live active, healthy lifestyles through planning activities</p> <p>11-2 Provide access to health and recreation facilities and services</p> <p>11-3 Encourage walking or cycling as alternative means of transportation</p> <p>11-4 Promote access to Wales' natural heritage</p>	<p>(a) Proportion of households not living within 300m of their nearest natural green space</p> <p>(b) Proportion of households within agreed walking/cycling distance of key health services</p> <p>(c) Life expectancy at birth for (i) men and (ii) women</p> <p>(d) Life expectancy and healthy life expectancy for (i) men and (ii) women</p> <p>(e) Death rates from (a) circulatory disease and (b) cancer (i) for people under 75 years</p> <p>(f) Prevalence of obesity in 2-10 year olds</p> <p>(g) How children get to school (i) walking and cycling, (ii) private motor vehicles and (iii) public transport and taxis</p>	<p>Number of trips per person by transport mode (i) walking and cycling, (ii) private motor vehicles, and (iii) public transport and taxis</p>	<p>Carmarthenshire County Council - Corporate Policy Division, including Well Being Assessment 'Situation Fact Sheet'</p>	<p>(a) 40% of the population live within 400m of natural or semi-natural greenspace. Reference is made to the Carmarthenshire Greenspace accessibility standard of 2.4ha per 1,000 population which underpins the policy framework.</p> <p>(b) 15% of residents work from home. 27% of residents travel less than 5km to work, 30% 10-30km and 4% over 60km. Nearly 75% of residents travel to work by car and only 8% on foot, and 1% by bike.</p> <p>(c,d,e) Life Expectancy is favourable at 78.5 for men and 82.6 for women. Just over the Welsh average of adults have mental health issues (28% compared to 26%) The population are less likely to smoke than the national average yet there are higher than average incidence of smoking related diseases. The population are more likely to be overweight or obese than the average Welsh person they are also more likely to participate in exercise and eat healthily. The population is less likely to binge drink than the average for Wales. The County shows rates of cancer similar to the Welsh average.</p> <p>(f) The County is the third worst in Wales for levels of childhood obesity at 30.7%, almost 5 percentage points higher than the Welsh average of 26.2%.</p> <p>(g) Information is unavailable on an annual basis. Any implications will be considered as part of any review into the Plan.</p>
-----------------------------------	--	--	--	---	--

12 - Education and Skills	<p>12-1 Provide accessible educational and training facilities which meet the future needs of the area</p> <p>12-2 Increase levels of literacy (in English and Welsh) and numeracy</p> <p>12-3 Promote lifelong learning</p>	<p>(a) Percentage of people aged 19-21 with at least an NVQ level 2 qualification or equivalent</p> <p>(b) Percentage of adults engaged in adult education activities</p> <p>(c) Level of literacy in adult population</p> <p>(d) Level of numeracy in adult population</p> <p>(e) Number of adults completing courses at adult education centres in Carmarthenshire</p>	<p>Proportion of people aged 16-74 within 30, 60 and 90 minute travel time thresholds of education /further education facilities by (i) public transport and (ii) car</p> <p>Percentage of schools which are over-capacity</p>	<p>Carmarthenshire County Council - Corporate Policy Division, including Well Being Assessment 'Situation Fact Sheet'</p>	<p>(a) Educational Achievement is relatively high with 61.1% attaining 5 GCSEs (compared to 57.9% nationally).</p> <p>(b) The proportion of 18-24 year olds who are NEET (Not in Education, Employment or Training) is higher than the Welsh average (12.2% compared to 10.7% nationally).</p> <p>(c,d,e) Information is unavailable on an annual basis. Any implications will be considered as part of any review into the Plan.</p>
---------------------------	--	--	--	---	---

<p>13-1 To promote sustainable economic growth</p> <p>13-2 To provide good quality employment opportunities for all sections of the population</p> <p>13-3 To promote sustainable businesses in Wales</p>	<p>(a) Number of companies in Carmarthenshire with a Green Dragon Environmental Management System</p> <p>(b) Gross Value Added (GVA) and GVA per head</p> <p>(c) Percentage of people of working age in work</p> <p>(d) Percentage of (i) children and (ii) all working age people living in workless households</p> <p>(e) Investment relative to GDP (i) total investment and (ii) social investment</p> <p>(f) Diversity of economic sectors represented</p>	<p>Number of vacant businesses in town and local centres</p> <p>Number of new retail and other commercial developments approved</p>	<p>Carmarthenshire County Council - Corporate Policy Division, including Well Being Assessment 'Situation Fact Sheet'</p>	<p>(a) Information is unavailable on an annual basis. Any implications will be considered as part of any review into the Plan.</p> <p>(b) Gross Value Added (GVA) is the standard measure of the monetary value of economic activity for local areas or individual industries. It is difficult to measure at local level: official statistics are published for South West Wales (combining Pembrokeshire with Ceredigion and Carmarthenshire). This area contributed £6.0bn GVA to the economy in 2014, roughly 10% of the Welsh total of £54.3bn. GVA per head of population in 2013 was £15,750; lower than that for Wales as a whole (£17,573) or the United Kingdom (£24,958).</p> <p>(c) The County has high levels of employment; 69% people of working age are employed. A very small proportion of residents claim unemployment benefit or class themselves as unemployed. Average weekly wage is £365 compared to a Welsh national average of £539. However there is considerable variation across the community areas. There is a gap in employment for those with long term health issues who have less than average outcomes.</p> <p>(d) 36.3% of all households are living in poverty slightly above the Welsh average of 35%. Of these 15.7% are living in severe poverty. 17.9% of children are living in poverty which is lower than the Welsh average (22%), but those living in workless households is in line with the Welsh average of 14%.</p> <p>(e,f) Information is unavailable on an annual basis. Any implications will be considered as part of any review into the Plan.</p>
---	---	---	---	---

<p>14 - Social Fabric</p>	<p>14-1 Improve safety and security for people and property</p> <p>14-2 Promote the design of settlements that improve social fabric by removing barriers and creating opportunities for positive interactions</p> <p>14-3 Promote the delivery of affordable housing</p> <p>14-4 Improve accessibility to services, particularly for disadvantaged sections of society.</p>	<p>(a) Ratio of average house pricing to average earnings</p> <p>(b) Percentage component of IMD scores by LSOA for the Access and Employment domains</p> <p>(c) Percentage of unfit dwellings</p> <p>(d) Homes below the decent homes standard for (i) social sector homes and (ii) vulnerable households in the private sector</p> <p>(e) Number of rough sleepers</p> <p>(f) Recorded crime figures of (i) theft of or from vehicles, (ii) burglary in dwellings and (iii) violent crime</p> <p>(g) Index of multiple deprivation</p>	<p>Proportion of affordable homes as a percentage of new homes delivered</p> <p>Access to GP or primary care professional</p> <p>Access for disabled people</p> <p>Access in rural areas</p>	<p>Carmarthenshire County Council - Corporate Policy Division, including Well Being Assessment 'Situation Fact Sheet'</p>	<p>(a,b,c,d,e,f) Information is unavailable on an annual basis. Any implications will be considered as part of any review into the Plan</p> <p>(g) The Welsh Index of Multiple Deprivation shows that overall Carmarthenshire is not 'deprived' however there is some variation across the 6 community areas. Parts of the area of Llanelli appear in the 10% most deprived areas of Wales in the following domains : income, employment, health, education, community safety and physical environment. 71% of northern Carmarthenshire (Tywi valley) appears in the 10% most deprived areas of Wales in terms of poor 'Access to Services'. 19% of the population is over-indebted, this is in line with the Welsh national average of 19.6%. Carmarthenshire has a large stock of social housing and supports social housing initiatives.</p>
---------------------------	--	--	--	---	---

Appendix 1 – Well-being Objectives/Goals Compatibility Analysis

A1. Overview

A1.1 This appendix undertakes an initial high level review of the Vision and Strategic Objectives of the Carmarthenshire Local Development Plan (Adopted 2014) against the National and Local Well Being goals/objectives that have flowed out of the Well-being of Future Generations (Wales) Act 2015.

A1.2 It should be noted that an important component of demonstrating that the Carmarthenshire Local Development Plan (LDP) was sound in procedural terms was its synergy with the aspirations set out within the Carmarthenshire Community Strategy, and the subsequent Integrated Community Strategy.

A1.3 The LDP's Strategic Objectives were grouped under the appropriate 'thematic pillar' of the Community Strategy. As a result, it is considered that the building blocks are already in place in terms of the LDP's role in spatially expressing the ambitions and aspirations of the County. However, the advent of the Well Being of Future Generations Act 2015 (The Act) and its expression at a County level will provide opportunities for refinement where necessary.

A1.4 According to Welsh Government guidance, the Act is about improving the social, economic, environmental and cultural well-being of Wales. It will make those listed public bodies think more about the long-term, work better with people and communities and each other, look to prevent problems and take a more joined-up approach. Helping *"us create a Wales that we all want to live in, now and in the future"*.

A1.5 To make sure everyone is working towards the same vision, the Act puts in place seven well-being goals as outlined within section 4 of this appendix.

A2. The LDP Vision

A2.1 The LDP Vision's aim is to convey the kind of place which it is envisaged that Carmarthenshire should become by 2021. It provides a spatial perspective which gives the Plan purpose and direction in a way which ensures that it is capable of being delivered through the land use planning system.

CARMARTHENSHIRE 2021

Carmarthenshire will be a prosperous and sustainable County of contrasts. It will have distinctive rural, urban and coastal communities, a unique culture, a high quality environment and a vibrant and diverse economy.

The County will offer a high quality of life within safe, accessible and inclusive communities. Everyone will have access to good quality employment, a suitable mix of housing and to community and recreational facilities – all within a clean and green environment.

IN SPATIAL TERMS THE COUNTY WILL BE CHARACTERISED BY:

- Llanelli fulfilling its potential as a modern and vibrant service centre developing upon its waterfront location.
- Carmarthen continuing to thrive as a prosperous and strategically located service and administration centre retaining its distinctive county town character.
- The ongoing emergence of Ammanford/Cross Hands as a distinctive and diverse Western Valleys based growth area.
- Sustainable socially inclusive communities and efficient local economies centred upon the County's market towns and larger villages.
- Vibrant rural communities as living, working environments.
- A countryside that is valued and enjoyed by residents and visitors alike.

A3. The LDP Strategic Objectives

A3.1 The 14 LDP Strategic Objectives (SO) elaborate upon the LDP Vision and focus on deliverability. They are grouped under the relevant Community Strategy pillars, and are as follows:

A BETTER PLACE: Environment – improving the world around us, today and for tomorrow.

SO1: To protect and enhance the diverse character, distinctiveness, safety and vibrancy of the County's communities by ensuring sympathetic, sustainable, and high quality standards of design.

SO2: To ensure that the principles of spatial sustainability are upheld by:

(a) enabling development in locations which minimise the need to travel and contribute towards sustainable communities and economies and respecting environmental limits, and (b) to wherever possible encourage new development on previously developed land which has been suitably remediated.

SO3: To make provision for an appropriate mix of quality homes; access to which will be based around the principles of sustainable socio-economic development and equality of opportunities.

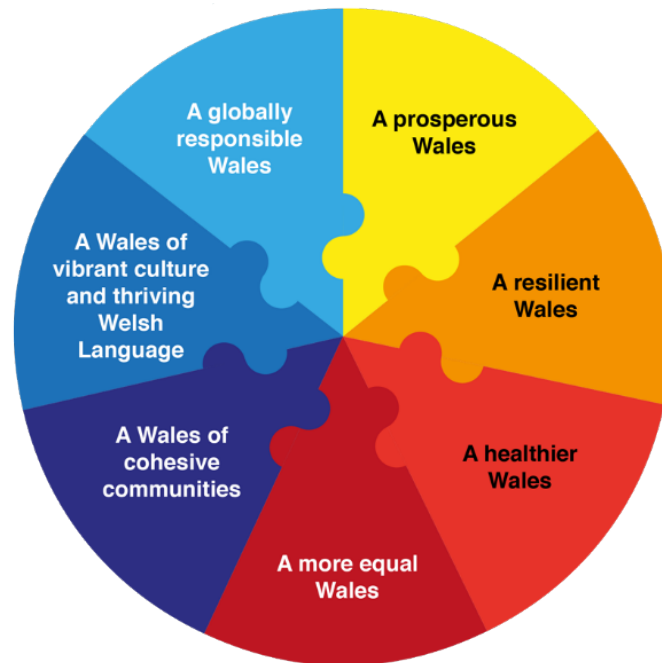
SO4: To ensure that the natural, built and historic environment is safeguarded and enhanced and that habitats and species are protected.

SO5: To make a significant contribution towards tackling the cause and adapting to the effect of climate change by promoting the efficient use and safeguarding of resources.
OPENING DOORS: Lifelong learning – helping everyone to achieve their potential, from childhood to old age.
SO6: To assist in widening and promoting education and skills training opportunities for all.
SO7: To assist in protecting and enhancing the Welsh Language and the County's unique cultural identity, assets and social fabric.
FEELING FINE: Health and wellbeing – tackling the causes of ill health by looking at life in the round.
SO8: To assist with widening and promoting opportunities to access community, leisure and recreational facilities as well as the countryside.
SO9: To ensure that the principles of equal opportunities and social inclusion are upheld by promoting access to a high quality and diverse mix of public services, healthcare, shops, leisure facilities and work opportunities.
INVESTMENT AND INNOVATION: Regeneration – building resources, creating opportunities and offering support.
SO10: To contribute to the delivery of an integrated and sustainable transport system that is accessible to all.
SO11: To encourage investment & innovation (both rural and urban) by: (a) making an adequate provision of land to meet identified need; and, (b) making provision for the business and employment developmental needs of indigenous /new employers, particularly in terms of hard & soft infrastructural requirements (including telecommunications/ICT); and, (c) making provision for the infrastructural requirements associated with the delivery of new homes particularly in terms of hard & soft infrastructural requirements (including foul and surface water); and, (d) adhering to the principles of sustainable development and social inclusion in terms of the location of new development.
SO12: To promote and develop sustainable & high quality <i>all year round</i> tourism related initiatives.
FEELING SECURE: Safer communities – offering security, tackling crime and fear of crime, helping us to look out for each other.
SO13: To assist with the development and management of safe and vibrant places & spaces across the County.
SO14: To assist with the delivery and management of mixed & sustainable communities by: (a) promoting safe, vibrant and socially interactive places; and, (b) promoting the utilisation of local services and produce whenever possible.

A4. The National Well-being Goals

A4.1 There are 7 national well-being goals (Figure 1) which show the kind of Wales we want to see. Together they provide a shared vision for public bodies to work towards. They are a set of goals and the Act makes it clear that public bodies must work to achieve all of the goals, not just one or two.

Figure 1: Well-being of Future Generations (Wales) Act 2015 - Well-being Goals

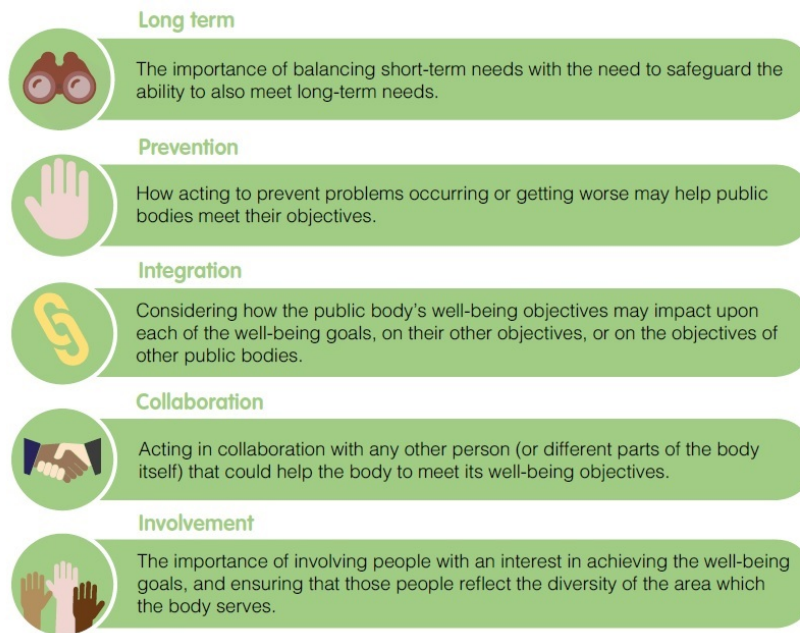


A4.2 The Act puts in place a ‘sustainable development principle’ which sets out how organisations should go about meeting their duty under the Act. There are 5 Ways of Working (See Figure 3) to guide the implementation of the sustainable development principle.

Figure 2: Sustainable Development Principle.

In this Act, any reference to a public body doing something “in accordance with the sustainable development principle” means that the body must act in a manner which seeks to ensure that the needs of the present are met without compromising the ability of future generations to meet their own needs.

Figure 3: The 5 Ways of Working



A4.3 The seven well-being goals are set out below along with a description (as included within Welsh Government guidance).

Goal	Description of the goal
A prosperous Wales	An innovative, productive and low carbon society which recognises the limits of the global environment and therefore uses resources efficiently and proportionately (including acting on climate change); and which develops a skilled and well-educated population in an economy which generates wealth and provides employment opportunities, allowing people to take advantage of the wealth generated through securing decent work.
A resilient Wales	A nation which maintains and enhances a biodiverse natural environment with healthy functioning ecosystems that support social, economic and ecological resilience and the capacity to adapt to change (for example climate change).
A healthier Wales	A society in which people's physical and mental well-being is maximised and in which choices and behaviours that benefit future health are understood.
A more equal Wales	A society that enables people to fulfil their potential no matter what their background or circumstances (including their socio economic background and circumstances).
A Wales of cohesive communities	Attractive, viable, safe and well-connected communities.
A Wales of vibrant culture and thriving Welsh language	A society that promotes and protects culture, heritage and the Welsh language, and which encourages people to participate in the arts, and sports and recreation.
A globally responsible Wales	A nation which, when doing anything to improve the economic, social, environmental and cultural well-being of Wales, takes account of whether doing such a thing may make a positive contribution to global well-being.





A4.4 An analysis of the National Goals (NG), against the LDP Strategic Objectives (SO) is set out below.

LDP SO Commentary against the 7 National Goals (NG's)	
SO1	Reference is made to NG5 and its emphasis on attractive, viable and safe communities. It is therefore considered that this SO, with its particular focus on ensuring sympathetic, sustainable and high quality standards to NG1, remains broadly compatible with the national goals.
SO2	Reference is made to NG1 and its emphasis on recognising the limits of the global environment and therefore using resources efficiently and proportionately (including acting on climate change). It is therefore considered that this SO, with its particular focus on spatial sustainability, remains broadly compatible with the national goals.
SO3	Reference is made to NG5 and its emphasis on viable communities. It is therefore considered that this SO, with its particular focus on delivering an appropriate mix of quality homes, remains broadly compatible with the national goals.
SO4	Reference is made to NG2 and its emphasis on a biodiverse natural environment, together with NG6 and its emphasis on culture and heritage. It is therefore considered that this SO, with its particular focus on safeguarding and enhancing the natural, built and historic environment remains broadly compatible with the national goals.
SO5	Reference is made to NG7 and its emphasis on considering whether decisions can make a positive contribution to global well-being and the capacity to adapt to change (for example climate change). It is therefore considered that this SO, with its particular focus on tackling the cause and adapting to the effect of climate change remains broadly compatible with the national goals.
SO6	Reference is made to NG1 and its emphasis on developing a skilled and well-educated population. It is therefore considered that this SO, with its particular focus on widening and promoting education and skills training remains broadly compatible with the national goals.
SO7	Reference is made to NG6 and its emphasis on a society that promotes and protects culture, heritage and the Welsh Language. It is therefore considered that this SO with its particular focus on the Welsh language and the County's social fabric, remains broadly compatible with the national goals.
SO8	Reference is made to NG6 and its emphasis on encouraging people to participate in the arts and sports and recreation. Furthermore, NG3 places an emphasis on a society in which people's physical and mental well-being is maximised. It is therefore considered that this SO with its particular focus on widening and promoting access to leisure facilities and the countryside remains broadly compatible with the national goals.
SO9	Reference is made to NG4 and its emphasis on a society that enables people to fulfil their potential no matter what their backgrounds or circumstances (including their social

	economic background and circumstances. It is therefore considered that this SO, with its particular focus on equal opportunities remains broadly compatible with the national goals.
SO10	Reference is made to NG5 and its emphasis on well-connected communities. It is therefore considered that this SO with its particular focus on an accessible, integrated and sustainable transport system remains broadly compatible with the national goals.
SO11	Reference is made to NG1 and its emphasis on an innovative, productive and low carbon society and on an economy which generates wealth and provides employment opportunities, allowing people to take advantage of the wealth generated through securing decent work. It is therefore considered that this SO, with its particular focus on encouraging investment and innovation (both rural and urban) remains broadly compatible with the national goals.
SO12	Reference is made to NG1 and its emphasis on an economy which generates wealth and provides employment opportunities. It is therefore considered that this SO with its particular focus on the promotion of a sustainable and high quality visitor economy remains broadly compatible with the national goals.
SO13	Reference is made to NG5 and its emphasis on attractive, viable, safe and well-connected communities. It is therefore considered that this SO with its particular focus on safety and vibrancy, remains broadly compatible with the national goals.
SO14	Reference is made to NG5 and its emphasis on attractive, viable, safe and well-connected communities. It is therefore considered that this SO, with its particular focus on safety and vibrancy, remains broadly compatible with the national goals.

5. Carmarthenshire Well-being Objectives

5.1 The following identify the Councils Local Well-being Objectives (LW):

<p>Start Well</p> 	<p>Live Well</p> 	<p>Age Well</p> 	<p>Healthy, Safe & Prosperous Environment</p> 
Well-being Objectives			
<p>1. Help to give every child the best start in life and improve their early life experiences.</p> <p>2. Help children live healthy lifestyles.</p> <p>3. Continue to improve learner attainment for all.</p> <p>4. Reduce the number of young adults that are Not in Education, Employment or Training.</p>	<p>5. Tackle poverty by doing all we can to prevent it, helping people into work & improving the lives of those living in poverty.</p> <p>6. Creating more jobs and growth throughout the county.</p> <p>7. Increase the availability of rented and affordable homes.</p> <p>8. Help people live healthy lives (tackling risky behaviour & obesity).</p> <p>9. Supporting good connections with friends, family and safer communities.</p>	<p>10. Support the growing numbers of older people to maintain dignity & independence in their later years.</p> <p>11. A Council wide approach to supporting Ageing Well in Carmarthenshire.</p>	<p>12. Looking after the environment now and for the future.</p> <p>13. Improving the highway and transport infrastructure and connectivity.</p> <p>14. Promoting Welsh language and culture.</p>
<p>15. Building a Better Council and Making Better Use of Resources</p>			

A5.2 An analysis of the above 14 Local Goals (LW) against the LDP Strategic Objectives (SO) is set out below:

LDP SO	LW 1	LW 2	LW 3	LW 4	LW 5	LW 6	LW 7	LW 8	LW 9	LW 10	LW 11	LW 12	LW 13	LW 14
SO1	Green	Green	Yellow	Yellow	Green	Green	Green	Green	Green	Green	Green	Green	Yellow	Yellow
SO2	Yellow	Green	Green	Green	Yellow	Yellow	Green	Yellow	Green	Green	Yellow	Green	Green	Green
SO3	Green	Yellow	Yellow	Yellow	Green	Green	Green	Yellow	Yellow	Yellow	Green	Yellow	Yellow	Green
SO4	Green	Yellow	Yellow	Yellow	Yellow	Yellow	Yellow	Green	Yellow	Yellow	Yellow	Green	Yellow	Green
SO5	Green	Green	Yellow	Yellow	Yellow	Yellow	Yellow	Green	Yellow	Yellow	Yellow	Yellow	Green	Yellow
SO6	Green	Green	Green	Green	Green	Green	Yellow	Yellow	Yellow	Green	Green	Yellow	Green	Green
SO7	Green	Yellow	Green	Yellow	Yellow	Yellow	Green	Yellow	Green	Yellow	Yellow	Green	Yellow	Green
SO8	Green	Green	Green	Green	Green	Green	Yellow	Green	Green	Green	Green	Green	Green	Green
SO9	Green	Green	Green	Green	Green	Green	Yellow	Green	Green	Green	Green	Yellow	Green	Yellow
SO10	Yellow	Green	Yellow	Yellow	Green	Green	Yellow	Green	Green	Yellow	Yellow	Green	Green	Yellow
SO11	Yellow	Yellow	Green	Yellow	Green	Green	Green	Yellow	Green	Yellow	Yellow	Green	Green	Green
SO12	Yellow	Yellow	Yellow	Yellow	Yellow	Green	Yellow	Yellow	Yellow	Yellow	Yellow	Green	Yellow	Yellow
SO13	Green	Green	Yellow	Yellow	Green	Yellow	Green	Green	Green	Green	Green	Yellow	Green	Yellow
SO14	Green	Green	Green	Green	Green	Yellow	Green	Green	Green	Green	Green	Yellow	Yellow	Yellow

	Strong alignment between LDP Strategic Objective and Local Goal
	Neutral alignment between LDP Strategic Objective and Local Goal

A5.3 There is a strong alignment between the LDP and those goals that seek to promote access to homes and jobs. The LDP also reflects those goals that seek to promote accessible and well-connected communities. It is noted that the LDP seeks to direct the majority of growth to those settlements that have key services and are located on key transport routes. There is also a clear link between environmental goals and the LDP. This demonstrates the LDP’s awareness of the importance of safeguarding the County’s key assets as part of its regulatory role.

A5.4 In noting that the LDP is essentially a land use Plan, there may be scope for a greater acknowledgement of those goals that emanate from demographic issues (e.g. early ages, an older population and poverty). Developing an understanding of whether such issues are particularly pronounced spatially could allow for planning policy interventions as and where appropriate.

A5.5 There is an established collaboration between the Council's Planning Policy Team and Community Planning/Corporate Policy Team. It is considered that this will continue to provide opportunities for iterative and meaningful engagement moving forward. There will also be opportunities to review those emerging Local Service Board priorities and resultant objectives, whilst the implications on those relevant Town and Community Councils (TACC) is also noted.

A5.6 The LDP will continue to provide a key delivery mechanism for the corporate and community ambitions as set out within the 14 wellbeing goals. It provides a spatial instrument to deliver the "*Carmarthenshire We Want*" by providing a locally distinctive means of shaping the future use of land within the County. As such, the LDP takes account of the County's unique characteristics and qualities and it places an on sustainable development as a central principle.

A5.7 Reference is also made to the requirement for Sustainability Appraisal – Strategic Environmental Assessment along with Habitats Regulations Assessment to be prepared when developing a LDP.

Mae'r dudalen hon yn wag yn fwriadol

Dydd Llun, 24 Medi 2018

YN BRESENNOL: Y Cynghorydd E. Dole (Cadeirydd)

Y Cynghorwyr:

E. Dole, C.A. Campbell, G. Davies, H.A.L. Evans, D.M. Jenkins, L.M. Stephens,
P.M. Hughes and P. Hughes-Griffiths

Hefyd yn bresennol:

Y Cynghorwyr: A.G. Morgan

Yr oedd y swyddogion canlynol yn gwasanaethu yn y cyfarfod:

J. Morgan, Cyfarwyddwr y Gwasanaethau Cymunedau
C. Moore, Cyfarwyddwr Gwasanaethau Corfforaethol
Mrs R. Mullen, Cyfarwyddwr yr Amgylchedd
G. Morgans, Cyfarwyddwr Addysg a Phlant
W. Walters, Cyfarwyddwr Adfywio a Pholisi
L.R. Jones, Pennaeth Gweinyddiaeth a'r Gyfraith
D. Hockenull, Rheolwr y y Cyfryngau a Marchnata
I.R. Llewelyn, Rheolwr Blaen-gynllunio
S Burford, Rheolwr y Prosiect
K. Thomas, Swyddog Gwasanaethau Democraidaidd

Siambr, Neuadd y Sir - 10.00 - 10.40 am

1. YMDDIHEURIADAU AM ABSENOLDEB

Derbyniwyd ymddiheuriadau am absenoldeb gan y Cynghorwyr L.D. Evans a J. Tremlett.

2. DATGAN BUDDIANNAU PERSONOL.

Ni chafwyd dim datganiadau o fuddiant personol.

3. LLOFNODI FEL COFNOD CYWIR COFNODION CYFARFOD Y BWRDD GWEITHREDOL A GYNHALWYD AR Y 30AIN GORFFENNAF, 2018

PENDERFYNWYD YN UNFRYDOL Iofnodi cofnodion cyfarfod y Bwrdd Gweithredol a gynhaliwyd ar 30 Gorffennaf yn gofnod cywir.

4. CWESTIYNAU Â RHYBYDD GAN AELODAU

Dywedodd y Cadeirydd nad oedd dim cwestiynau â rhybudd wedi cael eu cyflwyno gan yr Aelodau.

5. CWESTIYNAU A RHYBYDD GAN Y CYHOEDD

Dywedodd y Cadeirydd nad oedd dim cwestiynau wedi dod i law gan y cyhoedd.

6. ADRODDIAD BLYNYDDOL DRAFFT CYNGOR SIR CAERFYRDDIN AR GYFER 2017/18

Rhoddodd y Bwrdd Gweithredol ystyriaeth i Adroddiad Blynyddol Drafft Cyngor Sir Caerfyrddin ar gyfer 2017/18 a luniwyd yn unol â gofynion Mesur Llywodraeth Leol (Cymru) 2009 a Deddf Llesiant Cenedlaethau'r Dyfodol (Cymru) 2015. Nodwyd mai'r adroddiad hwn oedd Adroddiad Blynyddol cyntaf y Cyngor a oedd yn cynnwys canlyniadau o ran ei Amcanion Llesiant ac yn darparu:-

- Trosolwg ar berfformiad 2017/18,
- Adroddiadau dwy dudalen ynghylch cynnydd pob un o'r 15 Amcan Llesiant,
- Dolen gyswllt er mwyn olrhain cynnydd pob cam a tharged a bennir ar gyfer pob Amcan Llesiant,
- Gwybodaeth arall am berfformiad data alldro a Chanlyniadau Arolwg Cenedlaethol Cymru yn yr atodiadau.

Nododd y Bwrdd Gweithredol, er bod yr adroddiad wedi cael ei ystyried gan bwyllgorau craffu'r Cyngor, fod atodiadau yr adroddiad wedi cael eu diwygio yn sgil yr ystyriaeth honno er mwyn diweddarau'r data alldro a Chanlyniadau Arolwg Cenedlaethol Cymru, nad oeddent ar gael adeg paratoi'r ddrafft.

Cyfeiriwyd at Amcan Llesiant 9 - Byw'n Dda / Heneiddio'n Dda, a gofynnwyd a ellid diwygio'r adroddiad er mwyn cynnwys gwaith blaengar sy'n cael ei gyflawni yn Ward Ty-isa, Llanelli gan Grŵp Llywio Ty-isa i drechu tlodi. Cadarnhawyd y gellid diwygio'r adroddiad yn unol â hynny.

PENDERFYNWYD YN UNFRYDOL ARGYMELL I'R CYNGOR fod Adroddiad Blynyddol Drafft Cyngor Sir Caerfyrddin ar gyfer 2017/18 yn cael ei gymeradwyo.

7. ADRODDIAD BLYNYDDOL CWYNION A CHANMOLIAETH 2017/18

Rhoddodd y Bwrdd Gweithredol ystyriaeth i Adroddiad Blynyddol y Cyngor ynghylch Cwynion a Chanmoliaeth ar gyfer y cyfnod 2017/18. Nodwyd bod yr adroddiad yn manylu ar y canlynol:-

- nifer y cwynion yr ymchwiliwyd ac ymatebwyd iddynt rhwng Ebrill 2017 a Mawrth 2018 fesul adran,
- ystadegau o ran y negeseuon a gafwyd gan y Tîm Cwynion, ac a ailgyfeiriwyd. Roedd y rheiny'n ymwneud ag ymholiadau a cheisiadau am gymorth a oedd, unwaith y cyflwynwyd, yn cynnig y cyfle i geisio datrys anawsterau cyn i gwynion gael eu cyflwyno,
- cwynion ynghylch unrhyw faterion o ran cydraddoldeb neu'r iaith Gymraeg,
- cwynion yr oedd yr Ombwdsmon yn penderfynu arnynt,
- dadansoddiad o gwynion a chanmoliaeth fesul adran.

Dywedwyd er bod yr adroddiad yn nodi'r cwynion a'r ganmoliaeth ar gyfer yr awdurdod, fod cwynion ynghylch materion Gofal Cymdeithasol i Oedolion wedi cael eu rheoli ar wahân gan yr Adran Cymunedau yn 2017/18. Cyflwynwyd adroddiad diwedd blwyddyn llawn i'r Pwyllgor Craffu - Gofal Cymdeithasol ac lechyd ar 21 Mai, 2018, ac roedd ffigurau a dadansoddiad ynghylch hyn wedi cael eu cynnwys yn Adroddiad Blynyddol yr Awdurdod.

Hefyd dywedwyd wrth y Bwrdd, er bod yr adroddiad yn cynnwys manylion am gwynion a chanmoliaeth a gyflwynwyd gan ddefnyddwyr gwasanaethau/aelodau'r

cyhoedd, byddai adroddiadau yn y dyfodol yn cynnwys cwynion/canmoliaeth a gyflwynwyd gan aelodau etholedig yr awdurdod.

PENDERFYNWYD YN UNFRYDOL gymeradwyo'r Adroddiad Blynyddol ynghylch Cwynion a Chanmoliaeth ar gyfer 2017/18.

8. ADRODDIAD MONITRO BLYNYDDOL 2017/18 CYNLLUN DATBLYGU LLEOL MABWYSIEDIG SIR GAERFYRDDIN

Rhoddodd y Bwrdd Gweithredol ystyriaeth i Adroddiad Monitro Blynyddol 2017/18 - Cynllun Datblygu Lleol Sir Gaerfyrddin, a baratowyd yn unol â darpariaethau Deddf Cynllunio a Phrynu Gorfodol 2004 a Rheoliadau Cynllun Datblygu Leol 2005, ac roedd angen ei gyflwyno i Lywodraeth Cymru erbyn 31 Hydref, 2018.

Nodwyd bod yr adroddiad wedi cael ei ystyried a'i dderbyn gan y Pwyllgor Craffu – Cymunedau yn ei gyfarfod ar 21 Medi, 2018.

PENDERFYNWYD YN UNFRYDOL ARGYMELL I'R CYNGOR EI FOD YN:-

- 8.1 cael a derbyn cynnwys y trydydd Adroddiad Monitro Blynyddol ar gyfer Cynllun Datblygu Lleol Sir Gaerfyrddin, y mae angen ei gyflwyno i Lywodraeth Cymru erbyn 31 Hydref 2018.
- 8.2 Rhoi awdurdod dirprwyedig i swyddogion wneud addasiadau teipograffyddol neu ffeithiol yn ôl yr angen, i wella eglurder a chywirdeb yr Adroddiad Monitro Blynyddol

9. NODI BOD GRŴP PLAID CYMRU WEDI ENWEBU'R CYNGHORYDD KAREN DAVIES AR GYFER Y LLE GWAG SYDD GAN Y GRŴP AR Y CONSORTIWM AWDURDODAU LLEOL CYMRU

Dywedwyd wrth y Bwrdd Gweithredol fod Grŵp Plaid Cymru'r Cyngor wedi enwebu'r Cynghorydd Karen Davies i lenwi'r lle wag ar Gonsortiw m Awdurdodau Lleol Cymru.

PENDERFYNWYD YN UNFRYDOL nodi bod y Cynghorydd Karen Davies wedi cael ei phenodi gan Grŵp Plaid Cymru i lenwi'r lle wag ar Gonsortiw m Awdurdodau Lleol Cymru.

10. NODI BOD GRŴP LLAFUR WEDI ENWEBU'R CYNGHORYDD ROB JAMES I GYMRYD LLE'R CYNGHORYDD JOHN PROSSER AR BANEL YMGYNGHOROL YR IAITH GYMRAEG

Dywedwyd wrth y Bwrdd Gweithredol fod Grŵp Llafur y Cyngor wedi enwebu'r Cynghorydd Rob James i gymryd lle'r Cynghorydd John Prosser fel ei gynrychiolydd ar Banel Ymgynghorol yr Iaith Gymraeg.

PENDERFYNWYD YN UNFRYDOL nodi bod y Cynghorydd Rob James wedi cael ei benodi gan y Grŵp Llafur i gymryd lle'r Cynghorydd John Prosser fel ei gynrychiolydd ar Banel Ymgynghorol yr Iaith Gymraeg.

**11. UNRHYW FATER ARALL Y GALL Y CADEIRYDD OHERWYDD
AMGYLCHIADAU ARBENNIG BENDERFYNU EI YSTYRIED YN FATER BRYN
YN UNOL AG ADRAN 100B(4)(B) O DDEDDF LLYWODRAETH LEOL, 1972.**

Dywedodd y Cadeirydd nad oedd unrhyw eitemau eraill o fusnes brys.

12. GORCHYMYN I'R CYHOEDD ADAEL Y CYFARFOD

PENDERFYNWYD YN UNFRYDOL, yn unol â Deddf Llywodraeth Leol 1972, fel y'i newidiwyd gan Orchymyn Llywodraeth Leol (Mynediad at Wybodaeth) (Amrywio) (Cymru) 2007, orchymyn i'r cyhoedd adael y cyfarfod tra oedd yr eitemau canlynol yn cael eu hystyried, gan fod yr adroddiadau'n cynnwys gwybodaeth eithriedig fel y'i diffiniwyd ym mharagraff 14 o Ran 4 o Atodlen 12A i'r Ddeddf.

13. PENTREF LLESIANT A GWYDDOR BYWYD LLANELLI

Yn sgil gweithredu'r prawf budd y cyhoedd PENDERFYNWYD YN UNFRYDOL,

Yn unol â'r Ddeddf y cyfeiriwyd ati yng nghofnod 12 uchod, y byddai'r mater hwn yn cael ei ystyried yn breifat, gan beidio â gadael i'r cyhoedd fod yn bresennol yn y cyfarfod oherwydd bod yr adroddiad yn cynnwys gwybodaeth ariannol fanwl a barn gyfreithiol. Er y byddai budd y cyhoedd fel arfer yn cefnogi ymagwedd agored a thryloyw a chyhoeddi adroddiadau, yr oedd y budd i'r cyhoedd o ran cadw cyfrinachedd yn drech yn yr achos hwn, oherwydd er bod rhan fawr o'r wybodaeth a geir yn yr adroddiad yn wybodaeth gefndirol a ffeithiol, mae manylion am bartneriaid a allai o bosibl ymwneud ag agweddau'r prosiect, y byddai eu harloesedd a'u buddiannau masnachol eu hunain yn cael eu peryglu drwy ddatgelu eu henwau yn ystod y cam hwn o'r broses, yn yr adroddiad hwn.

Bu'r Bwrdd Gweithredol yn ystyried adroddiad ynghylch darparu Pentref Llesiant a Gwyddor Bywyd Llanelli.

PENDERFYNWYD YN UNFRYDOL gymeradwyo'r argymhellion y manylwyd arnynt yn yr adroddiad.

CADEIRYDD

DYDDIAD